

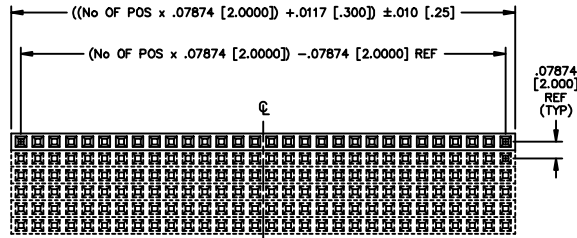
FIG. 1

UNLESS OTHERWISE NOTED TOLERANCES ARE:

ONE PLACE DECIMALS ± .1[2.5]	THREE PLACE DECIMALS ± .005[.127]	ANGLES ± 2°
TWO PLACE DECIMALS ± .01[.25]	FOUR PLACE DECIMALS ± .0020[.051]	

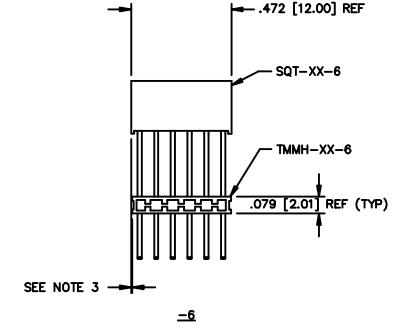
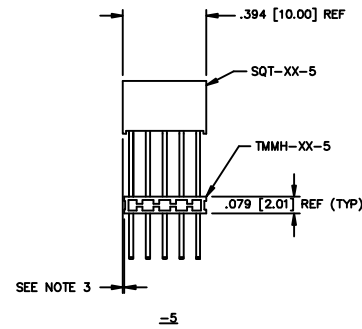
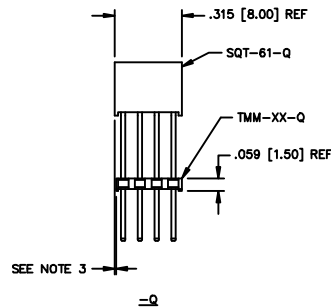
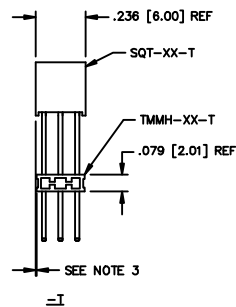
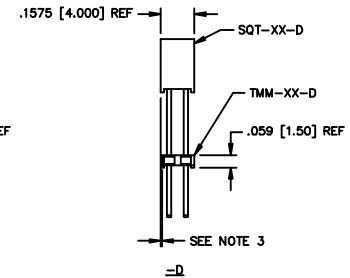
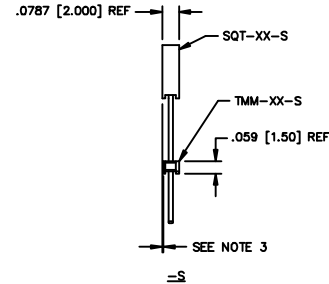
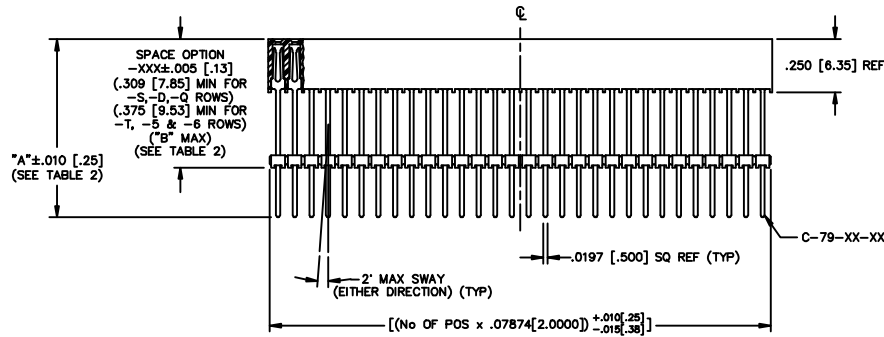
TITLE: **ELEVATED SQT ASSM**
 DWG NO: **ESQT-1XX-XX-XX-X-XXX-XXX-XX**
 SHEET 1 OF 2

DO NOT SCALE FROM THIS PRINT



**** - MW OPTION, DO NOT DESIGN IN. SAMTEC WILL ONLY SUPPORT EXISTING BUSINESS 2/07/02.**

- ESQT-1XX-XX-XX-X-XXX-XXX-XX
- POSITION SPECIFICATION**
 -02 THRU -50 POSITIONS PER ROW (SEE NOTE 1)
- LEAD STYLE SPEC**
 -02: USE C-79-02-XX
 -03: USE C-79-03-XX
- PLATING SPECIFICATION**
 -F: FLASH SELECTIVE GOLD (USE C-79-XX-F)
 -FM: FLASH SELECTIVE, MATTE TIN REMAINDER (USE C-79-XX-F)
 -L: LIGHT SELECTIVE (USE C-79-XX-L)
 -LM: LIGHT SELECTIVE, MATTE TIN REMAINDER (USE C-79-XX-L)
 -S: SELECTIVE (USE C-79-XX-S)
 -SM: SELECTIVE, MATTE TIN REMAINDER (USE C-79-XX-S)
 -M: MEDIUM SELECTIVE (USE C-79-XX-M)
 -MM: MEDIUM SELECTIVE, MATTE TIN REMAINDER (USE C-79-XX-M)
 -H: HEAVY GOLD (USE C-79-XX-H)
 -G: GOLD (USE C-79-XX-G)
 -GF: LIGHT GOLD, GOLD FLASH REMAINDER (-02 LEAD STYLE ONLY. USE C-79-02-GF)
- OPTION**
**** - MW: METAL WASHER (SEE FIG. 2, SHT. 2)**
 (5 POS. MIN, 30 POS MAX)
 (USE TMMH-XX-D-XX-XX BODY)
 (N/A ON -S ROW SPEC)
 (.090 [2.29] MIN, .300 [7.62] MAX TAIL FOR -F, -L & -S PLATING)
 (.090 [2.29] MIN, .482 [12.24] MAX TAIL FOR -G & -M PLATING)
- POLARIZATION OPTION**
 -XXX INDICATES POSITION (SEE FIG 3, SHT. 2) (USE PK-07-N)
- SPACE OPTION**
 .309 [7.85] MIN FOR -S, -D, -Q ROWS
 .375 [9.53] MIN FOR -T, -5 & -6 ROWS
 "B" MAX (SEE TABLE 2)
- ROW SPECIFICATION**
 -S: SINGLE (SEE -S)
 -D: DOUBLE (SEE -D)
 -T: TRIPLE (SEE -T & SEE NOTE 4)
 -Q: QUAD (SEE -Q)
 -5: FIVE (SEE -5 & SEE NOTE 4)
 -6: SIX (SEE -6 & SEE NOTE 4)



- NOTE:
- TOOLING TO BE DESIGNED TO PRODUCE UP TO 61 POSITIONS.
 - THIS NOTE WAS DELETED.
 - TMM/TMMH BODIES ARE NOT TO BE MORE THAN ±.005 FROM PLANE SET BY SQT BODY.
 - XM FOR T, 5 AND 6 ROW OPTIONS CANNOT WITHSTAND PB-FREE REFLOW PROCESSING.
 - MAX CUT FLASH .020[.51]

LEAD STYLE	"A"	"B"
-02	.850 [21.59]	.800 [20.32]
-03	.458 [11.63]	.408 [10.36]

PLOT SCALE: 1=.44 / DIMSCALE: .3

PROPRIETARY NOTE
 THIS DOCUMENT CONTAINS INFORMATION CONFIDENTIAL AND PROPRIETARY TO SAMTEC INC. AND SHALL NOT BE REPRODUCED OR TRANSMITTED IN ANY FORM OR BY ANY MEANS, ELECTRONIC OR MECHANICAL, INCLUDING PHOTOCOPYING, RECORDING, OR BY ANY INFORMATION STORAGE AND RETRIEVAL SYSTEM, WITHOUT THE WRITTEN CONSENT OF SAMTEC INC.

CONTACT:
 PHOS BRONZE
 MATERIAL:
 COLOR: BLACK LCP



520 PARK EAST BLVD. NEW ALBANY, INDIANA 47150
 PHONE (812) 944-6733 P.O. BOX 1147
 CODE 55322

MADE BY: PURVIS 10-20-95
 ESQT-1XX-XX-XX-X-XXX-XXX-XX
 SHEET 1 OF 2