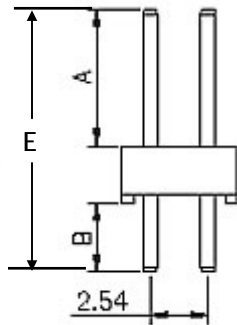
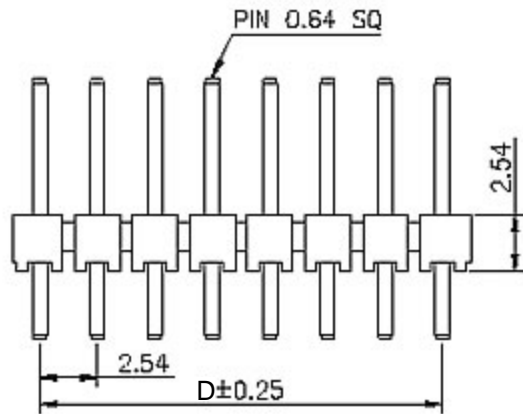
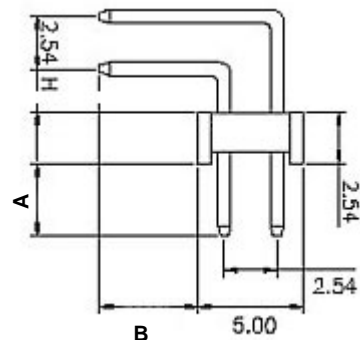


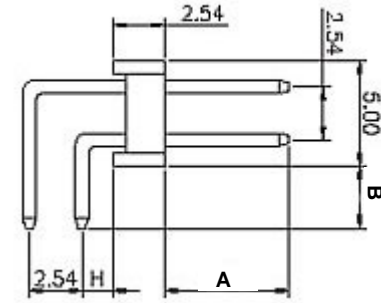
Dimensional Information [In (mm)]	
C	0.100" (2.54mm) x No. of positions
D	0.100" (2.54mm) x No. of spaces



Straight



Reverse Right Angle



Right Angle

SPECIFICATIONS

Operating voltage: 250VAC
 Current rating: 5 amps
 Contact material: Phosphor bronze
 Contact plating: Tin, gold or duplex
 Insulator material: PBT, glass reinforced, UL94V-0
 Contact resistance: 10 milliohms max.
 Insulator resistance: 5,000 megohms min
 Withstanding: 1,000VAC for 1 min.
 Operating temperature: -55°C to +125°C

RoHS compliant

Series	Insulator	No. of Rows	Positions	Type	Contact Length (inches)	Plating	Option
APH	X	X	XX	XX	XXX	XX	XX
Male unshrouded pin header	Blank=.100" (2.54mm) C=.059" (1.5mm) D=.134" (3.4mm) E=.067" (1.7mm) F=.200" (5.08mm)	1,2,3	Single Row 1-40 Positions Double Row 2-100 Positions Triple Row 6-120 Positions	Blank=Straight RA=Right Angle RRA=Reverse Right Angle	SDA=Standard Contact A (A=.240", B=.120") SDB=Standard Contact B (A=.318", B=.120") CSL=Customer specified length: (XXX/XXX) (mating length(A)/overall length(E)) Shortest Pin	TN=Tin contact plating SGXX=Selective gold contact plating GDXX=Gold contact plating XX=Flash if blank, 5,10,15,30u" HT=High Temp	Blank=None HT=High Temp

Rev.	Description	Date	Approved	Drawing	Name	Date
A	PNT	5/14/08	Greg	Approved	Howard	08/10/99
B	PNT	3/18/10	Greg	Checked	Lizzy	08/10/99
C	PNT	04/07/12	Greg	Drawn	Tina	08/10/99

Central Components Manufacturing
 440 Lincoln Blvd., Middlesex, New Jersey 08846
 Phone 732 469-5720 888 288-5152 Fax 732 469-1919

Part No.: **APH-2-XX-XX-XXX-XX**

				0.0 ± 0.35	0.00 ± 0.20	Angles ± 3'
				UNIT: mm		

Description: Male unshrouded pin header, .100" pitch