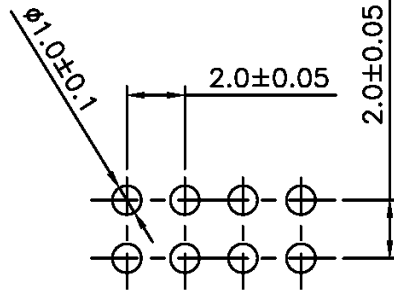
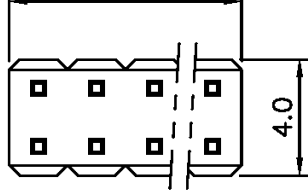
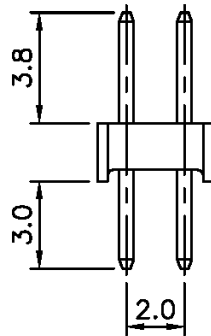
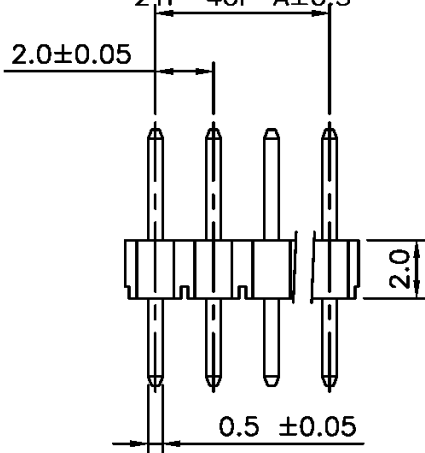


1P-10P B±0.15
 11P-20P B±0.25
 21P-40P B±0.35



Recommended PCB Layout

1P-10P A±0.1
 11P-20P A±0.2
 21P-40P A±0.3



SPECIFICATIONS

- Current rating: 1 amp AC/DC
- Contact material: Brass
- Contact plating: Gold
- Contact resistance: 20 milliohms max.
- Housing material: PBT, UL94V-0
- Insulation resistance: 5,000 megohms min.
- Withstanding: 500VAC for 1 min.
- Temperature range: -40°C to +105°C
- Quantity: 1,000 pcs/bag

Dimensions					
Pos.	A	B	Pos.	A	B
2	—	2.20	42	40.00	42.20
4	2.00	4.20	44	42.00	44.20
6	4.00	6.20	46	44.00	46.20
8	6.00	8.20	48	46.00	48.20
10	8.00	10.20	50	48.00	50.20
12	10.00	12.20	52	50.00	52.20
14	12.00	14.20	54	52.00	54.20
16	14.00	16.20	56	54.00	56.20
18	16.00	18.20	58	56.00	58.20
20	18.00	20.20	60	58.00	60.20
22	20.00	22.20	62	60.00	62.20
24	22.00	24.20	64	62.00	64.20
26	24.00	26.20	66	64.00	66.20
28	26.00	28.20	68	66.00	68.20
30	28.00	30.20	70	68.00	70.20
32	30.00	32.20	72	70.00	72.20
34	32.00	34.20	74	72.00	74.20
36	34.00	36.20	76	74.00	76.20
38	36.00	38.20	78	76.00	78.20
40	38.00	40.20	80	78.00	80.20

RoHS compliant

Rev.	Description	Date	Approved	Drawing	Name	Date
				Approved	Howard	07/11/07
				Checked	Lizzy	07/11/07
				Drawn	Tina	07/11/07
				0.0 ± 0.35	0.00 ± 0.20	Angles ± 3'
					UNIT: mm	

Central Components Manufacturing
 440 Lincoln Blvd., Middlesex, New Jersey 08846
 Phone 732 469-5720 888 288-5152 Fax 732 469-1919

Part No.: **JS-1127WS-XX**

Description: Mini latch header, 2.00mm pitch, straight, dual row