

Mod I Headers, Right-Angle Post, Keyed, .031 x .062 [0.79 x 1.57] Centerline

Single Row, .156 [3.96] Centers




Photo 110973

Material and Finish:

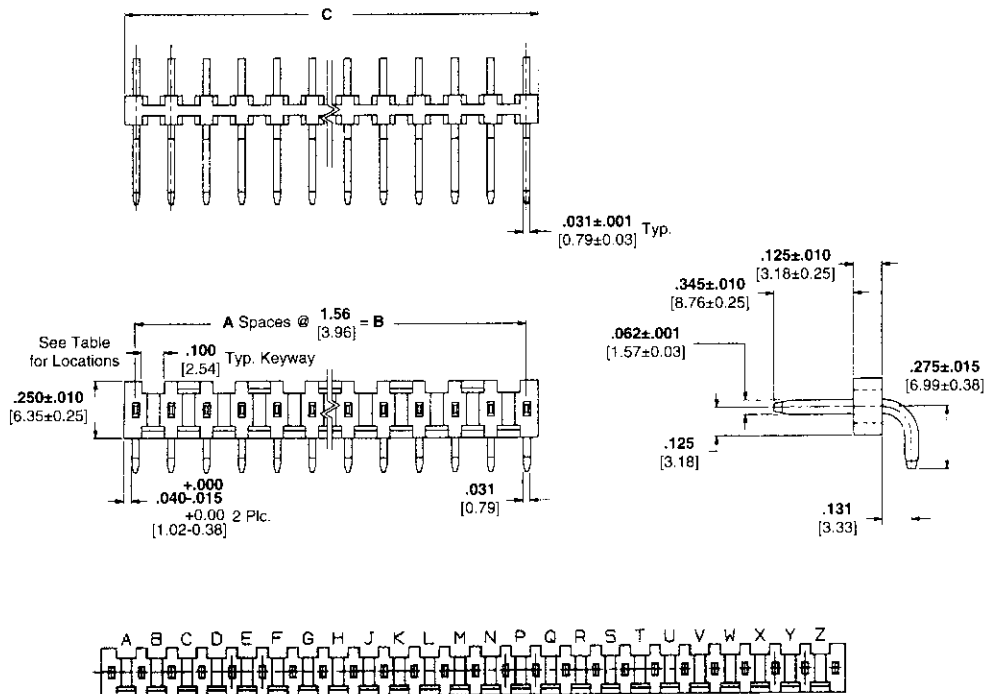
Housing – Black thermoplastic, 94V-0 rated

Posts – Brass, plated as follows:

Plating A – Selectively plated .000030 [0.00076] gold on contact area, with gold flash over .000050 [0.00127] nickel on entire post

Plating B – .000015 [0.00038] gold over .000050 [0.00127] nickel on entire post

Plating C – .000100-.000200 [0.00254-0.00508] bright tin-lead over .000050 [0.00127] nickel on entire post



Related Product Data:

Mate with

Board Mount Receptacles—pages 303 & 304

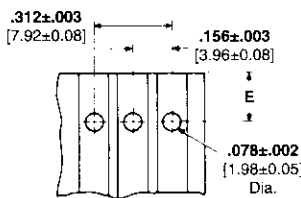
Board Mount Receptacle Assemblies—pages 305-307

Crimp Snap-In Receptacles and Housings—pages 308-310

Locking Clip Contacts and Housings—pages 317 & 318 (see page 317 for recommended post length).

Performance Specifications—page 324

Technical Documents (page 324):



Recommended Board Layout

E Dimension

.345 [8.76] Post Height

.250 [6.35] for mounting header flush with board edge; .595 [15.11] for supporting mating connector on board.

.500 [12.70] Post Height

.250 [6.35] for mounting header flush with board edge; .750 [19.05] for supporting mating connector on board.

Keyway Locations (Ref Only)

No. of Pos.	Dimensions			No. of Keying Slots	Post Height D=.345 [8.76]		Post Height D=.500 [12.70]		Keyway Locations
	A	B	C		Plating A	Plating C	Plating B	Plating C	
2	1	.156 [3.96]	.267 [6.78]	1	87654-2	87655-2	87258-2	87194-1	A
3	2	.312 [7.92]	.423 [10.74]	1	87654-3	87655-3	87258-3	87194-2	A
4	3	.468 [11.89]	.579 [14.71]	2	87654-4	87655-4	87258-4	87194-3	A,C
5	4	.624 [15.85]	.735 [18.67]	2	87654-5	87655-5	87258-5	87194-4	A,D
6	5	.780 [19.81]	.891 [22.63]	3	87654-6	87655-6	87258-6	87194-5	A,C,E
7	6	.936 [23.77]	1.047 [26.59]	3	87654-7	87655-7	87258-7	87194-6	A,C,E
8	7	1.092 [27.74]	1.203 [30.56]	4	87654-8	87655-8	87258-8	87194-7	A,C,E,G
9	8	1.248 [31.70]	1.359 [34.52]	3	87654-9	87655-9	87258-9	87194-8	A,D,G
10	9	1.404 [35.66]	1.515 [38.48]	5	1-87654-0	1-87655-0	1-87258-0	87194-9	A,C,E,G,J
11	10	1.560 [39.62]	1.671 [42.44]	4	1-87654-1	1-87655-1	1-87258-1	1-87194-0	A,D,G,K
12	11	1.716 [43.59]	1.827 [46.41]	6	1-87654-2	1-87655-2	1-87258-2	1-87194-1	A,C,E,G,J,L
13	12	1.872 [47.55]	1.983 [50.37]	4	1-87654-3	1-87655-3	1-87258-3	1-87194-2	A,D,J,M
14	13	2.028 [51.51]	2.139 [54.33]	7	1-87654-4	1-87655-4	1-87258-4	1-87194-3	A,C,E,G,J,L,N
15	14	2.184 [55.47]	2.295 [58.29]	5	1-87654-5	1-87655-5	1-87258-5	1-87194-4	A,D,G,K,N
16	15	2.340 [59.44]	2.451 [62.26]	8	1-87654-6	1-87655-6	1-87258-6	1-87194-5	A,C,E,G,J,L,N,Q
17	16	2.496 [63.40]	2.607 [66.22]	6	1-87654-7	1-87655-7	1-87258-7	1-87194-6	A,D,G,K,N,R
18	17	2.652 [67.36]	2.763 [70.18]	7	1-87654-8	1-87655-8	1-87258-8	1-87194-7	A,D,F,J,M,P,S
19	18	2.808 [71.32]	2.919 [74.14]	8	1-87654-9	1-87655-9	1-87258-9	1-87194-8	B,D,F,J,L,N,Q,S
20	19	2.964 [75.29]	3.075 [78.11]	10	2-87654-0	2-87655-0	2-87258-0	1-87194-9	A,C,E,G,J,L,N,Q,S,U
21	20	3.120 [79.25]	3.231 [82.07]	7	2-87654-1	2-87655-1	2-87258-1	2-87194-0	A,D,G,K,N,R,U
22	21	3.276 [83.21]	3.387 [86.03]	11	2-87654-2	2-87655-2	2-87258-2	2-87194-1	A,C,E,G,J,L,N,Q,S,U,W
23	22	3.432 [87.17]	3.543 [89.99]	8	2-87654-3	2-87655-3	2-87258-3	2-87194-2	A,D,G,K,N,R,U,X
24	23	3.588 [91.14]	3.699 [93.95]	12	2-87654-4	2-87655-4	2-87258-4	2-87194-3	A,C,E,G,J,L,N,Q,S,U,W,Y
25	24	3.744 [95.10]	3.855 [97.92]	11	2-87654-5	2-87655-5	2-87258-5	2-87194-4	A,C,E,H,K,M,Q,S,U,W,Y