



D-SUB Series

D-SUB Standard Dip R/A
Type 904-90*62



RoHS Compliant

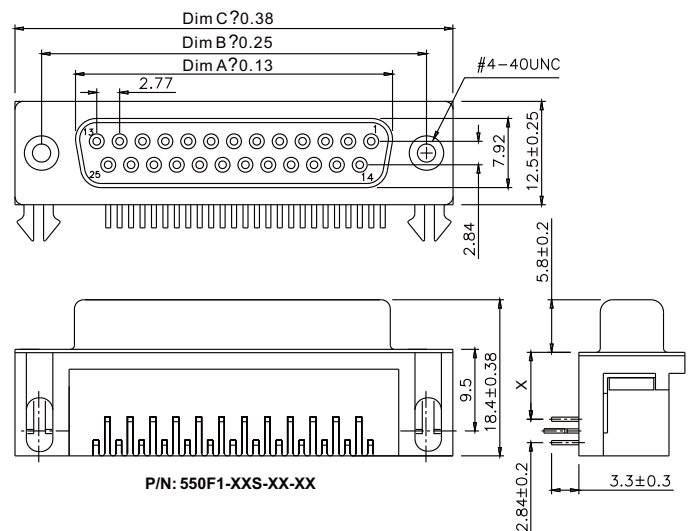
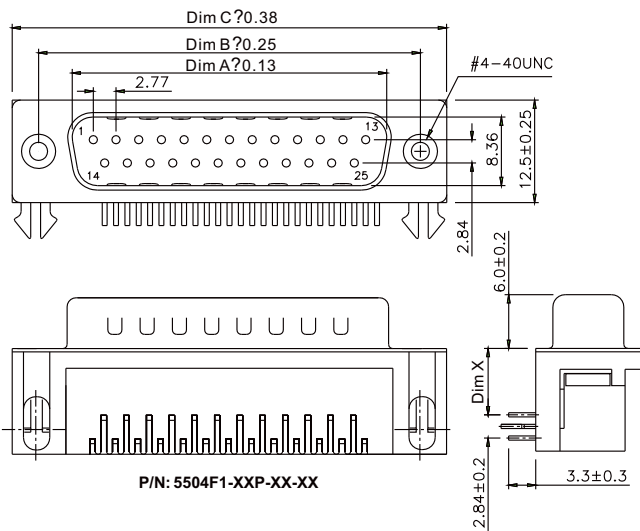


Specifications

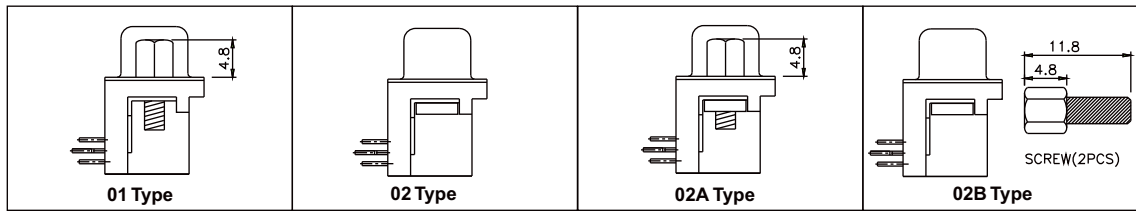
1. Current Rating: 3.0A AC/DC.
2. Voltage Rating: 250V AC/DC.
3. Contact Resistance: 30m ohm. max.
4. Insulation Resistance: 5000M ohm. Min.
5. Withstanding Voltage: 1000V AC for one minute.
6. Operating Temperature Range: -40°C to +85°C.

Material and Finish

1. Insulator: PBT(UL94V-0).
2. Contact :Copper Alloy Nickel Undercoated, Gold Plated on Contact Area
Tin Plated on Solder Tail
3. Shell: Metal Iron
Nickel Plated



D-SUB Mounting Style Options



Engineering Dimension

P/N: 5504F1-XXP-XX-XX

| Circuits | Dim. A | Dim. B | Dim. C |
|----------|--------|--------|--------|
| 9 | 16.92 | 24.99 | 30.81 |
| 15 | 25.25 | 33.32 | 39.14 |
| 25 | 38.96 | 47.04 | 53.04 |
| 37 | 55.42 | 63.50 | 69.32 |

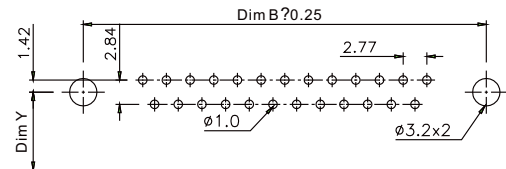
| | Dim. X | Dim. Y |
|----|--------|--------|
| F1 | 8.08 | 9.50 |
| F2 | 10.30 | 11.72 |

P/N: 5504F1-XXS-XX-XX

| Circuits | Dim. A | Dim. B | Dim. C |
|----------|--------|--------|--------|
| 9 | 16.33 | 24.99 | 30.81 |
| 15 | 24.66 | 33.32 | 39.14 |
| 25 | 38.38 | 47.04 | 53.04 |
| 37 | 54.83 | 63.50 | 69.32 |

| | Dim. X | Dim. Y |
|----|--------|--------|
| F1 | 8.08 | 9.50 |
| F2 | 10.30 | 11.72 |

Recommended PCB Layout



Ordering Information

5504FX-XXP-XX-XX

- ① ② ③ ④ ⑤

- ① F1: 8.08mm Footprint
F2: 9.40mm Footprint
- ② No. of Contacts
- ③ P: Male
S: Female

- ④ 01: Board Lock/Hex Screw
02: Rivet W/Board Lock
02A: Rivet W/Board Lock/Hex Screw
02B: Rivet W/Board Lock/
Attached Hex Screw

- ⑤ 01: Gold plated
03: Selective Gold Plated

Unit:mm

ALL RIGHTS RESERVED
2017-2026