



RS401L/KBL005 THRU RS407L/KBL10

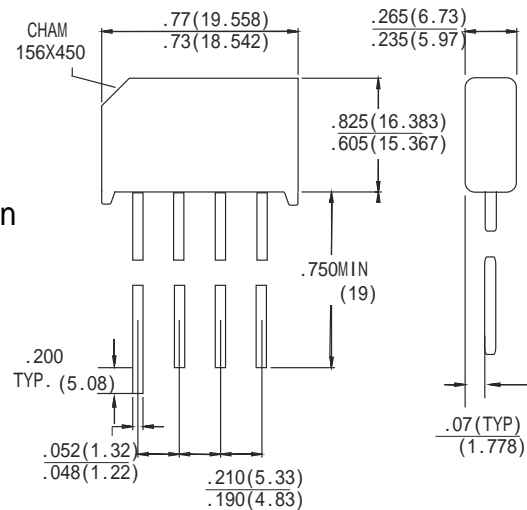
Single Phase 4.0 AMPS. Silicon Bridge Rectifiers

Voltage Range
50 to 1000 Volts
Current
4.0 Amperes

Features

Ideal for printed circuit board
 Reliable low cost construction
 High surge current capability
 High temperature soldering guaranteed:
 250 / 10 seconds / 0.375" (9.5mm)
 lead length at 5 lbs., (2.3 kg) tension
 Leads solderable per MIL-STD-202,
 Method 208

KBL



Dimensions in inches and (millimeters)

Maximum Ratings and Electrical Characteristics

Rating at 25 ambient temperature unless otherwise specified.
 Single phase, half wave, 60 Hz, resistive or inductive load.
 For capacitive load, derate current by 20%

Type Number	RS 401L	RS 402L	RS 403L	RS 404L	RS 405L	RS 406L	RS 407L	Units
	KBL 005	KBL 01	KBL 02	KBL 04	KBL 06	KBL 08	KBL 10	
Maximum Recurrent Peak Reverse Voltage	50	100	200	400	600	800	1000	V
Maximum RMS Voltage	35	70	140	280	420	560	700	V
Maximum DC Blocking Voltage	50	100	200	400	600	800	1000	V
Maximum Average Forward Rectified Current @T _A = 50	4.0							A
Peak Forward Surge Current, 8.3 ms Single Half Sine-wave Superimposed on Rated Load	200							A
Maximum Instantaneous Forward Voltage@ 3.0A Peak	1.0							V
Maximum DC Reverse Current at Rated DC Blocking Voltage	10							uA
Maximum Reverse Current at Rated DC Blocking Voltage and 150cA	1.0							mA
Operating Temperature Range TA	-55 to +150							



FIG.1-MAXIMUM FORWARD SURGE CURRENT

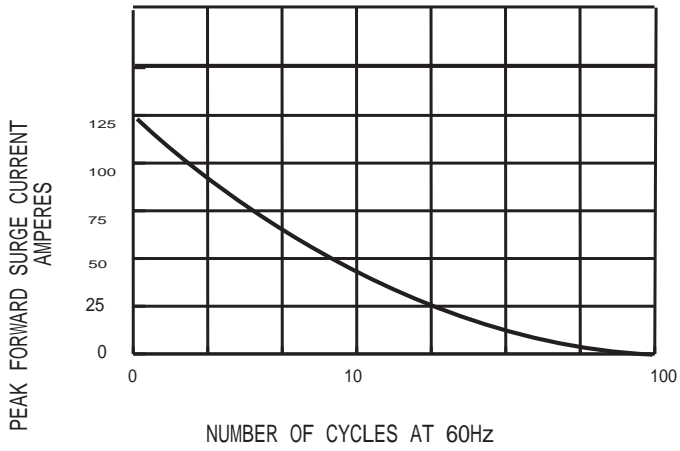


FIG.2-DERATING CURVE
OUTPUT RECTIFIED CURRENT

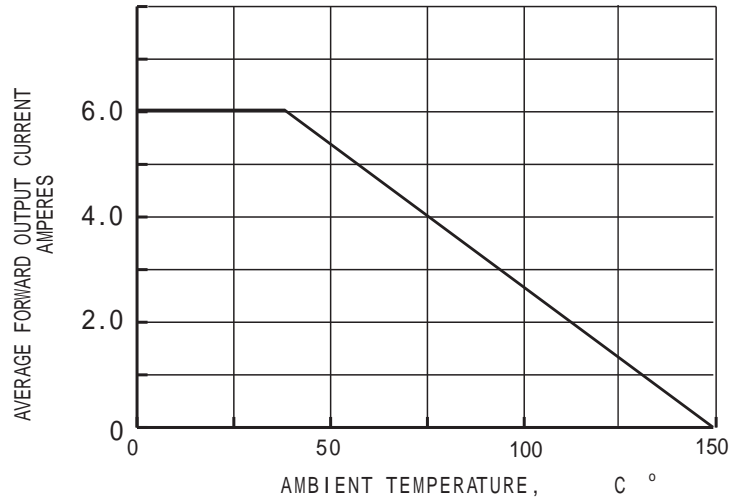


FIG.3-TYPICAL FORWARD CHARACTERISTICS

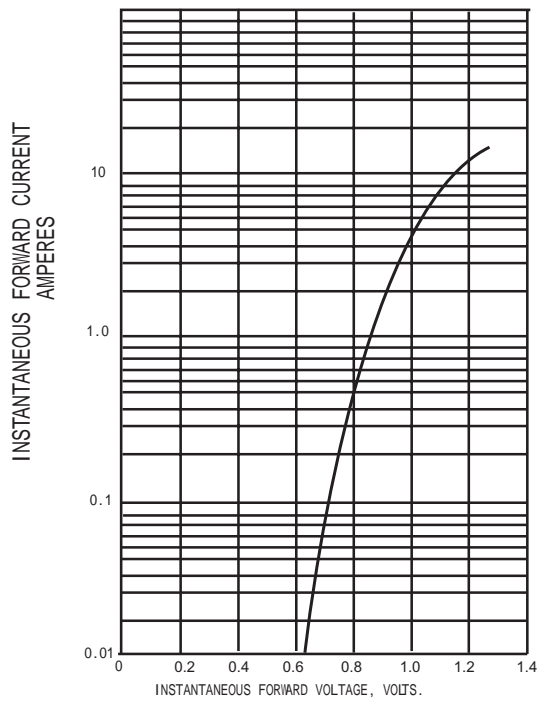


FIG.4- TYPICAL REVERSE CHARACTERISTICS

