

3-829394-8 ✓ ACTIVE

AMPMODU | AMPMODU Headers

TE Internal #: 3-829394-8

PCB Mount Header, Vertical, Board-to-Board, 76 Position, 2.54 mm

[.1 in] Centerline, Breakaway, AMPMODU Headers

[View on TE.com >](#)



Connectors > PCB Connectors > PCB Headers & Receptacles



PCB Connector Assembly Type: **PCB Mount Header**

PCB Mount Orientation: **Vertical**

Connector System: **Board-to-Board**

Number of Positions: **76**

Number of Rows: **2**

Features

Product Type Features

| | |
|-----------------------------------|-----------------------|
| PCB Connector Assembly Type | PCB Mount Header |
| Connector System | Board-to-Board |
| Header Type | Breakaway |
| Sealable | No |
| Connector & Contact Terminates To | Printed Circuit Board |

Configuration Features

| | |
|----------------------------------|--------------|
| Connector Contact Load Condition | Fully Loaded |
| PCB Mount Orientation | Vertical |
| Number of Positions | 76 |
| Number of Rows | 2 |
| Board-to-Board Configuration | Parallel |

Electrical Characteristics

| | |
|---------------------------------------|----------|
| Insulation Resistance | 5000 MΩ |
| Dielectric Withstanding Voltage (Max) | 750 Vrms |

Body Features

| | |
|-----------------------|-------|
| Primary Product Color | Green |
|-----------------------|-------|

Contact Features

| | |
|------------------------------|-----------------|
| Mating Square Post Dimension | .63 mm[.025 in] |
|------------------------------|-----------------|



| | |
|---|--|
| PCB Contact Termination Area Plating Material Thickness | 3 μ m |
| Contact Shape & Form | Square |
| Contact Underplating Material | Nickel |
| PCB Contact Termination Area Plating Material | Tin |
| Contact Base Material | Brass |
| Contact Mating Area Plating Material | Gold or Gold Flash over Palladium Nickel |
| Contact Mating Area Plating Material Thickness | .8 μ m[31.5 μ in] |
| Contact Type | Pin |
| Contact Current Rating (Max) | 5 A |

Termination Features

| | |
|---|-----------------------|
| Square Termination Post & Tail Dimension | .63 mm[.025 in] |
| Termination Post & Tail Length | 3.36 mm[.132 in] |
| Termination Method to Printed Circuit Board | Through Hole - Solder |

Mechanical Attachment

| | |
|-------------------------|-------------|
| Mating Alignment | Without |
| PCB Mount Retention | Without |
| PCB Mount Alignment | Without |
| Connector Mounting Type | Board Mount |

Housing Features

| | |
|--------------------|----------------|
| Centerline (Pitch) | 2.54 mm[.1 in] |
| Housing Material | PBT |

Dimensions

| | |
|-----------------------------|------------------|
| Row-to-Row Spacing | 2.54 mm[.1 in] |
| PCB Thickness (Recommended) | 1.57 mm[.062 in] |

Usage Conditions

| | |
|-----------------------------|----------------------------|
| Housing Temperature Rating | Standard |
| Operating Temperature Range | -65 – 105 °C[-85 – 221 °F] |

Operation/Application

| | |
|---------------------|--------|
| Circuit Application | Signal |
|---------------------|--------|

Industry Standards

| | |
|------------------------|----------|
| UL Flammability Rating | UL 94V-0 |
|------------------------|----------|

Product Compliance

[For compliance documentation, visit the product page on TE.com>](#)

| | |
|---|---|
| EU RoHS Directive 2011/65/EU | Compliant |
| EU ELV Directive 2000/53/EC | Compliant |
| China RoHS 2 Directive MIIT Order No 32, 2016 | No Restricted Materials Above Threshold |
| EU REACH Regulation (EC) No. 1907/2006 | Current ECHA Candidate List: JUNE 2023 (235) Candidate List Declared Against: JUNE 2023 (235) Does not contain REACH SVHC |
| Halogen Content | Not Low Halogen - contains Br or Cl > 900 ppm. |
| Solder Process Capability | Wave solder capable to 240°C |

Product Compliance Disclaimer

This information is provided based on reasonable inquiry of our suppliers and represents our current actual knowledge based on the information they provided. This information is subject to change. The part numbers that TE has identified as EU RoHS compliant have a maximum concentration of 0.1% by weight in homogenous materials for lead, hexavalent chromium, mercury, PBB, PBDE, DBP, BBP, DEHP, DIBP, and 0.01% for cadmium, or qualify for an exemption to these limits as defined in the Annexes of Directive 2011/65/EU (RoHS2). Finished electrical and electronic equipment products will be CE marked as required by Directive 2011/65/EU. Components may not be CE marked. Additionally, the part numbers that TE has identified as EU ELV compliant have a maximum concentration of 0.1% by weight in homogenous materials for lead, hexavalent chromium, and mercury, and 0.01% for cadmium, or qualify for an exemption to these limits as defined in the Annexes of Directive 2000/53/EC (ELV). Regarding the REACH Regulation, the information TE provides on SVHC in articles for this part number is based on the latest European Chemicals Agency (ECHA) 'Guidance on requirements for substances in articles' posted at this URL: <https://echa.europa.eu/guidance-documents/guidance-on-reach>


Also in the Series | AMPMODU Headers

| | | | |
|---|---|--|---|
|  <p>Connector Caps & Covers(1)</p> |  <p>Connector Hardware(2)</p> |  <p>PCB Headers & Receptacles(4843)</p> |  <p>Wire-to-Board Connector Assemblies & Housings(5)</p> |
|---|---|--|---|



Wire-to-Board Connector Contacts(65)


Customers Also Bought



TE Part #3-2319848-1
END STACK DIP 10P G RECESS SEAL
TUBE



TE Part #4-2176391-7
RQ 1206 37K4 0.1% 10PPM 5K RL



TE Part #2176314-4
MELF SMA_A 180R 0.1% 15PPM 0102
0.3W




TE Part #1-928836-2
MOD2 PIN WITH A-PIN L/P



TE Part #7-2176246-6
CRGS2512 5% 1M8



TE Part #3-1415020-1
PT570N20



TE Part #1-1437581-1
ASE22RL=AUTOSLIDE DP

Documents

CAD Files

3D PDF

3D

Customer View Model

[ENG_CVM_CVM_3-829394-8_B.2d_dxf.zip](#)

English

Customer View Model

[ENG_CVM_CVM_3-829394-8_B.3d_igs.zip](#)

English

Customer View Model

[ENG_CVM_CVM_3-829394-8_B.3d_stp.zip](#)

English

By downloading the CAD file I accept and agree to the [Terms and Conditions](#) of use.

Datasheets & Catalog Pages

[AMPMODU Interconnection System](#)

[AMPMODU Interconnection System](#)



English