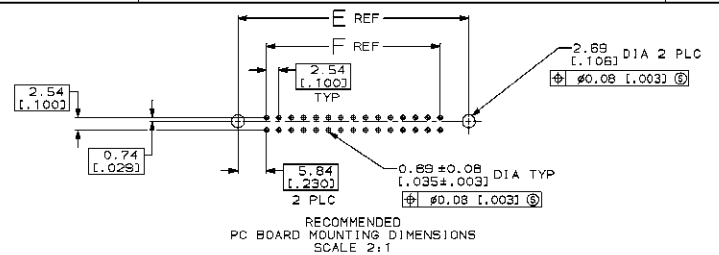


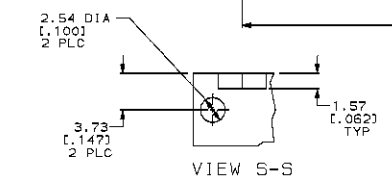
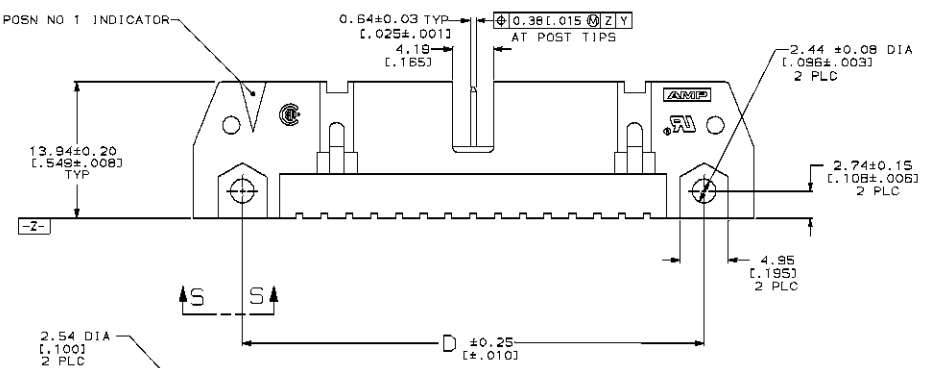
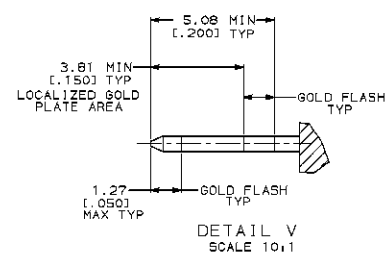
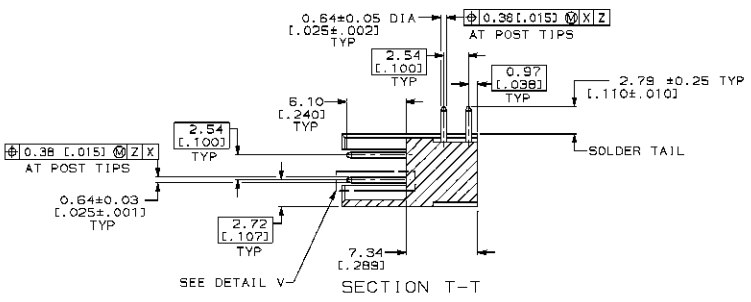
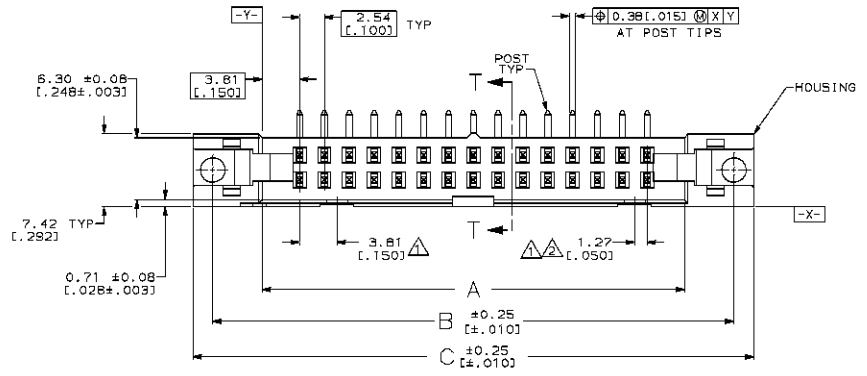
DRAWING MADE IN THIRD ANGLE PROJECTION
 THIS DRAWING IS UNPUBLISHED. RELEASED FOR PUBLICATION
 BY AMP INCORPORATED. ALL INTERNATIONAL RIGHTS RESERVED.

LOG		DATE		REVISIONS		DATE	APPRO
AD	51	P	F	ZONE	LTR	DESCRIPTION	
				C		REVISED PER EGN BDB36B01323	4-28-90
				D		OBS 1-746101-3 PER EGN BDB3792	5-18-90
				E		PER EC 0020-0330-96	T.S. 8-25-98



RECOMMENDED
 PC BOARD MOUNTING DIMENSIONS
 SCALE 2:1

- ⚠ COORDINATE DIMENSION APPLIES FROM BASIC LOCATION.
- ⚠ 10 AND 14 POSITION SIZES CONTAIN ONLY ONE SLOT FOR SNAP-IN POLARIZER (MILITARY POLARIZATION) LOCATED AS SHOWN.
- 3. RECOMMENDED PRINTED CIRCUIT BOARD THICKNESS IS 1.57 [L.062].



POSN NO	F	E	D	C	B	A	NO OF POSN	PART NUMBER
44							44	1-746101-3
64							64	1-746101-2
80							80	1-746101-1
50							50	1-746101-0
40							40	746101-8
34							34	746101-8
30							30	746101-7
26							26	746101-6
24							24	746101-5
20							20	746101-4
16							16	746101-3
14							14	746101-2
10							10	746101-1

DO NOT SCALE PRINT. UNLESS SPECIFIED DIMENSIONS IN mm (INCHES) TOLERANCES ON:		DR 4-28-90 H.MILL	PART NO	
2 PLC DEC # 0.10(0.005)	3 PLC DEC # -	CHK 11-28-90 R.STONE	AMP AMP INCORPORATED Northampton, Pa. 17105	
MATERIAL: MOUNTING: GLASS FILLED NYLON OR POLYESTER, 84V-0 RATED; BLACK. POST: PH BR2		APPD 11-29-90 D. HOFFMAN	NAME	
FINISH: POSTS: 0.38mm (15MIL) MIN GOLD ON LOCAL LEAD (SEE D.P.L.C. AREA); 2.54mm (100MIL) MIN BRIGHT TIN-LEAD ON SOLDER TAIL; ALL OVER 1.27mm (50MIL) MIN NICKEL ON ENTIRE POST		PRODUCT SPEC	HEATER ASSY, UNIVERSAL, AMP-LATCH™	
APPLICATION SPEC		SIZE	CARE CODE	DRAWING NO
WEIGHT		D 00779		746101
SCALE 4:1		SHEET 1 OF 1		

CUSTOMER DRAWING