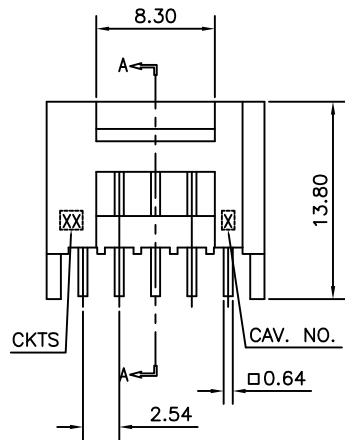
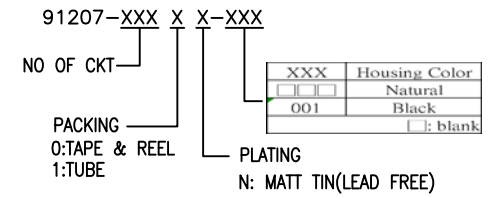


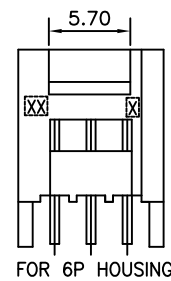
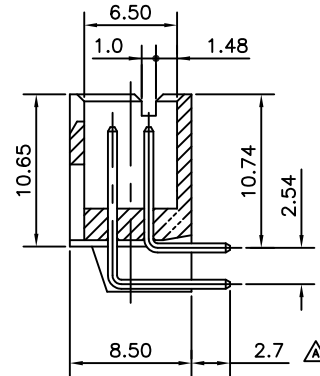
RECOMMENDED PCB LAYOUT
GENERAL TOLERANCE ± 0.05

NOTES:

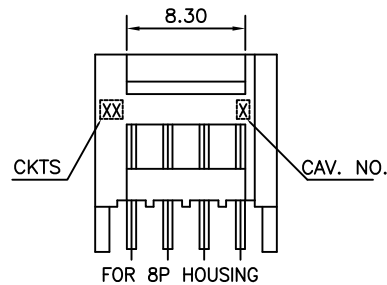
1. MATERIAL:
 - 1.1 HOUSING: THERMOPLASTIC, HIGH TEMP. UL94V-0;
 - 1.2 CONTACT: COPPER ALLOY
2. FINISH:
 - 2.1 CONTACT: MATT TIN PLATING OVERALL. 50u" MIN. NICKEL UNDERPLATING OVERALL.
3. WAVE SOLDER CAPABLE TO 260°C PER ACES SPEC.
4. SPEC. PLS. REFER TO PS-91207-XXXX
5. PACKAGE PLS. REFER TO 91207-TB OR 91207-XXXX-TRP
6. PART NUMBER



FOR 10P~20P HOUSING



FOR 6P HOUSING



FOR 8P HOUSING

CKTS	DIMENSION MM		
	DIM A	DIM B	DIM C
06	5.08	10.16	8.28
08	7.62	12.70	10.82
10	10.16	15.24	13.36
12	12.70	17.78	15.90
14	15.24	20.32	18.44
16	17.78	22.86	20.98
18	20.32	25.40	23.52
20	22.86	27.94	26.06

一般公差 TOLERANCES X ± 0.5 XX ± 0.15 X ± 0.25 .XXX ± 0.1 ANGLES $\pm 2^\circ$		宏致電子股份有限公司 Aces Electronic Co.,Ltd.	
檢驗尺寸標示 SYMBOLS \odot \ominus INDICATE CLASSIFICATION DIMENSION MARK IS CRITICAL DIM. MARK IS MAJOR DIM.		品名 (TITLE) 2.54 mm PITCH WTB WAFER CONN 圖號 (DWG.NO) 91207-XXXX-XXX	
表面處理 (FINISH)		製圖 (DR) 06/06/28 CARL 審核 (CHKD) SEAN 核准 (APPD) Jason.C	
比例 (SCALE) 2:1		單位 (UNITS) mm	
張數 (SHEET) 10F1		圖號 (DWG.NO) 91207-XXXX-XXX	
尺寸 (SIZE) A4		版本 (REV) B	