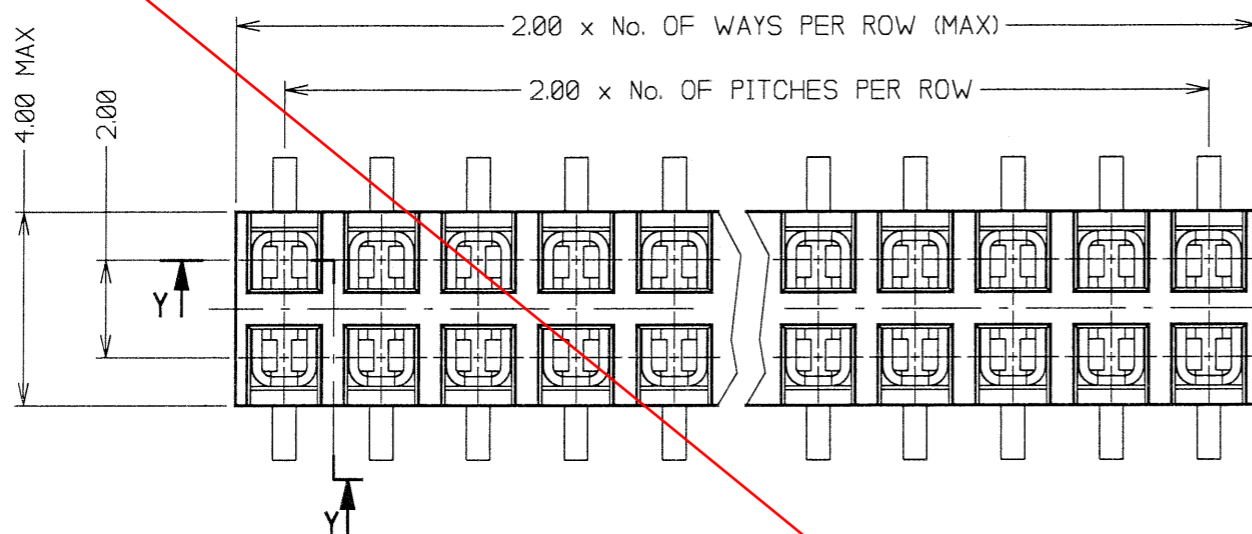


# Customer Information Sheet

DRAWING No.: M22-646XXXX SHEET 2 OF 2 IF IN DOUBT - ASK © NOT TO SCALE THIRD ANGLE PROJECTION ALL DIMENSIONS IN mm



**SPECIFICATION**

**MATERIALS:**

06 & 22 = 30% GLASS-FILLED POLYESTER UL94V-0, BLACK  
42 = POLYAMIDE 46 UL94V-0, BLACK  
CONTACTS = PHOSPHOR BRONZE

**FINISH:**

06 = 3.0μ MIN 100% TIN  
22 = 0.10/0.15μ GOLD ON CONTACT AREA,  
3.0μ TIN ON TAILS  
42 = 0.10/0.15μ GOLD ON CONTACT AREA,  
3.0μ 100% TIN ON TAILS

**ELECTRICAL:**

CURRENT RATING AT 25°C = 1.0A MAX.  
VOLTAGE PROOF = 650V AC  
CONTACT RESISTANCE (INITIAL) = 20 MILLIOHMS MAX. (TIN), 15 MILLIOHMS MAX. (GOLD)  
CONTACT RESISTANCE (AFTER CONDITIONING) = 30 MILLIOHMS MAX. (TIN), 20 MILLIOHMS MAX. (GOLD)  
INSULATION RESISTANCE (INITIAL) = 1000 MEGOHMS MIN.  
INSULATION RESISTANCE (AFTER CONDITIONING) = 100 MEGOHMS MIN.

**MECHANICAL:**

DURABILITY = 300 OPERATIONS (GOLD), 50 OPERATIONS (TIN)  
INSERTION FORCE MAX. = 2.5N x No. OF CONTACTS  
INSERTION FORCE MIN. = 0.5N x No. OF CONTACTS  
WITHDRAWAL FORCE MAX. = 2.0N x No. OF CONTACTS  
WITHDRAWAL FORCE MIN. = 0.8N x No. OF CONTACTS

**ENVIRONMENTAL:**

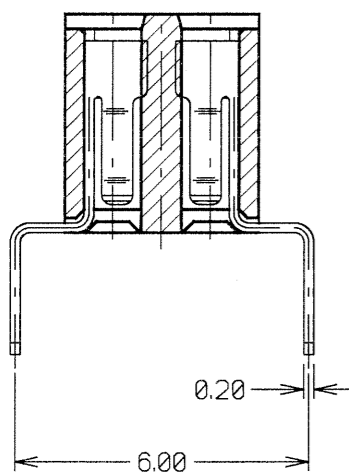
TEMPERATURE RANGE = -40°C TO +105°C

**PACKING:**

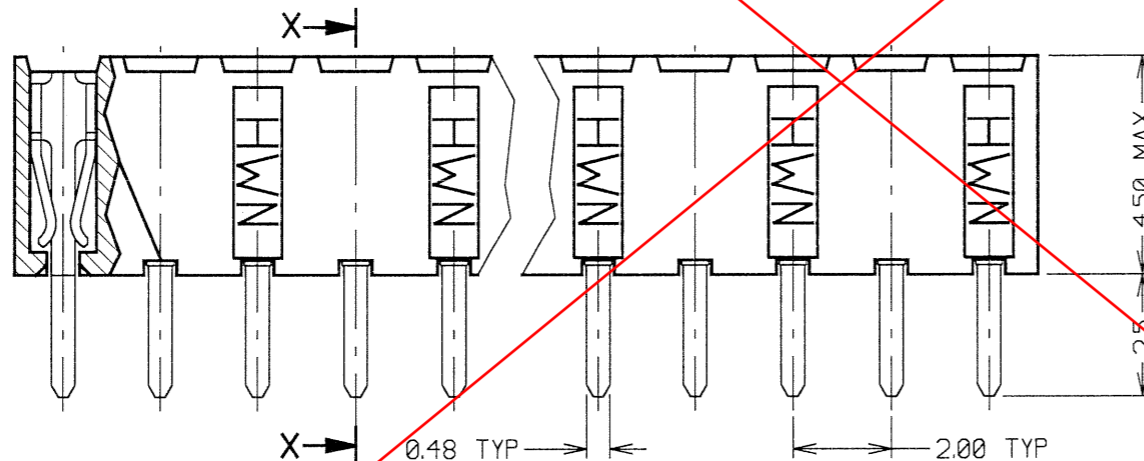
TUBE

FOR FULL SPECIFICATION SEE COMPONENT SPECIFICATION C018XX (LATEST ISSUE).

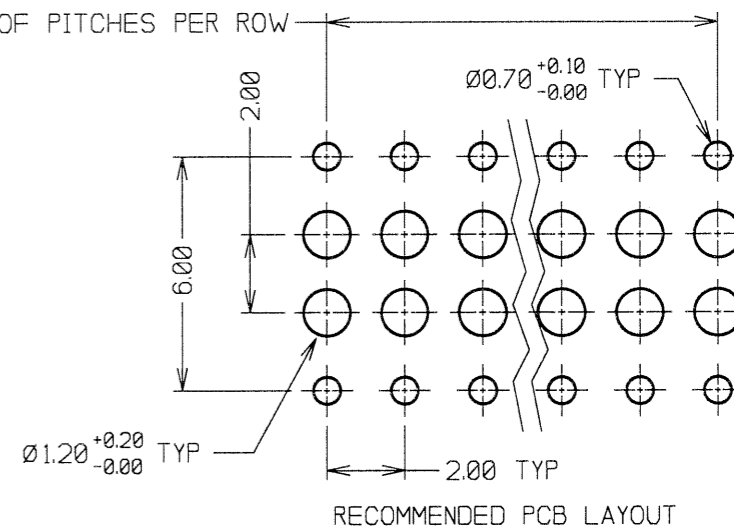
SECTION X-X



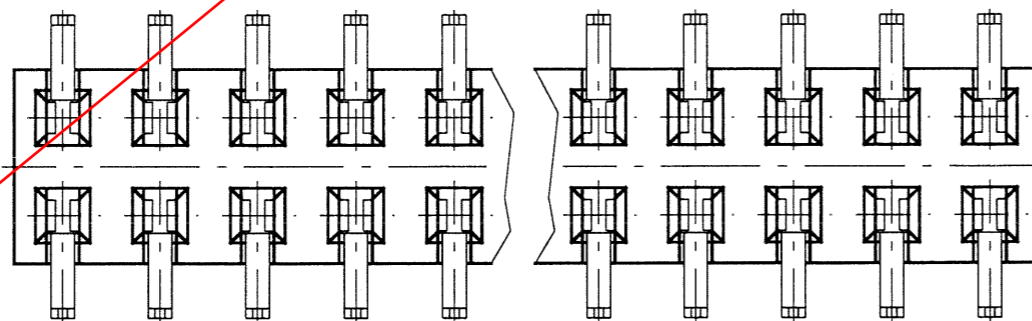
SECTION Y-Y



2.00 x No. OF PITCHES PER ROW



**OBSOLETE**



ORDER CODE:

**M22-646XXXX**

NUMBER OF WAYS PER ROW  
03 TO 25

PLATING FINISH

06 = TIN/LEAD  
22 = SELECTIVE GOLD  
42 = SELECTIVE GOLD + 100% TIN

JMB 4 23.01.06 8982

NAME ISS. DATE C/NOTE

APPROVED: *[Signature]*

CHECKED: *[Signature]*

DRAWN: D. BECK

CUSTOMER REF.:

ASSEMBLY DRG:

**HARWIN**

HARWIN USA  
TEL: 603 893 5376  
FAX: 603 893 5396  
mis@harwin.com

HARWIN Europe (UK)  
TEL: 023 9231 4545  
FAX: 023 9231 4590  
mis@harwin.co.uk

HARWIN Asia  
TEL: +65 6 779 4909  
FAX: +65 6 779 3868  
mis@harwin.com.sg

THIS DRAWING AND ANY INFORMATION OR DESCRIPTIVE MATTER SET OUT HEREON ARE CONFIDENTIAL AND COPYRIGHT PROPERTY OF THE HARWIN GROUP AND MUST NOT BE DISCLOSED, LOANED, COPIED OR USED FOR MANUFACTURING, TENDERING OR FOR ANY OTHER PURPOSE WITHOUT THEIR WRITTEN PERMISSION.

**TOLERANCES**

X. = ±1mm  
X.X = ±0.25mm  
X.XX = ±0.10mm  
X.XXX = ±0.01mm  
ANGLES = ±5°  
UNLESS STATED

**MATERIAL:**

SEE ABOVE

**FINISH:**

SEE ABOVE

**S/AREA:**

mm<sup>2</sup>

**TITLE:**

2.00mm PITCH DIL  
BOTTOM ENTRY SOCKET  
ASSEMBLY

**DRAWING NUMBER:**

**M22-646XXXX**

SHT  
2  
OF  
2