

800-2700 MHz Broadband Driver Amplifier

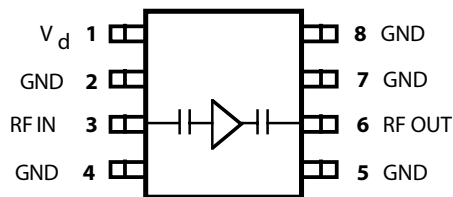
Features

- ✕ +17.5 dBm Output Power
- ✕ Low Current: 70 mA, Typ.
- ✕ 800-2700 MHz Operation
- ✕ Single +3V to +6V Supply
- ✕ Input and Output Matched to 50Ω, DC Blocked
- ✕ Low-Cost SOIC-8 Plastic Package

Description

The Mimix CMM2306-AJ is a premium performance, pin-for-pin compatible second source for the TriQuint® 9132 and the Mini-Circuits® VNA. Providing higher gain and lower noise figure than either of the existing standard amplifiers at 25% less drain current, the CMM2306-AJ is an excellent choice for power sensitive applications, while delivering more design margin than either of the existing alternatives. This device will drop into existing sockets and offers the same single supply, broadband, 50Ω matched and DC blocked input and output features and performance, that the industry has come to expect, with much higher efficiency and lower current. Packaged in a low-cost surface mount SOIC-8 package, the CMM2306-AJ offers superior performance to existing alternatives at a competitive price.

Functional Block Diagram



Applications

- ✕ Power Amplifier Drivers
- ✕ Diode-Ring Mixer Buffers
- ✕ PCS Medium Power Amplifiers
- ✕ Medium Power WLANs
- ✕ Base Station Receivers

Absolute Maximum Ratings

Drain Voltage (+Vd)	+7 V
Drain Current (Id)	150 mA
RF Input Power	15 dBm
Power Dissipation	1.0 W
Thermal Resistance	55 °C/W
Storage Temperature	-65 °C to +150 °C
Operating Temperature	-40 °C to +80 °C
Channel Temperature	175 °C
Soldering Temperature	260 °C for 5 Sec

Recommended Operating Conditions

Parameter	Typ	Units	Parameter	Typ	Units
Drain Voltage (+Vd)	3.0 to 6.0	Volts	Operating Temperature (PC Board)	-40 to +70	°C

Electrical Characteristics

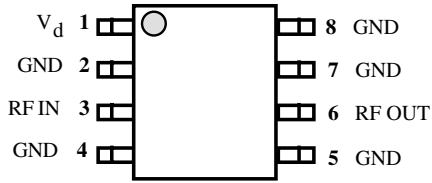
The following specifications are guaranteed at room temperature with drain voltage (+Vd) = 5.0 V ±5% at 2.5 GHz.

Parameter	Condition	Min	Typ	Max	Units
Frequency Range		800		2700	MHz
Small Signal Gain		18.5	20		dB
Noise Figure			3.5		dB
Power Output @ 1 dB Compression		15.5	17		dBm
Output 3rd Order Intercept			27		dBm
Input Return Loss			8		dB
Output Return Loss			10		dB
DC Supply Current			70	80	mA
Supply Voltage		3	5	6	V

TriQuint and Mini-Circuits are trademarks of their respective corporations.

800-2700 MHz Broadband Driver Amplifier

Connection Diagram and Pin Description

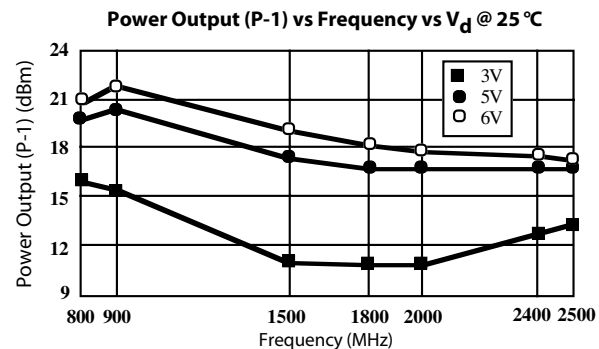
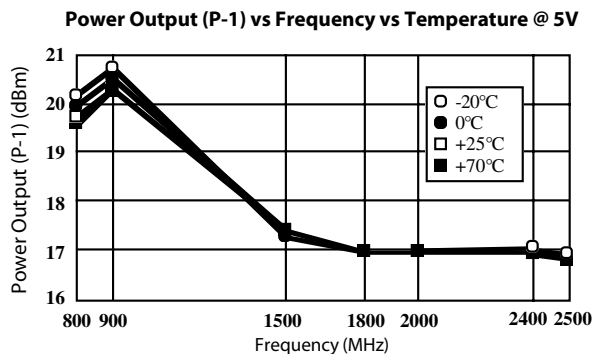
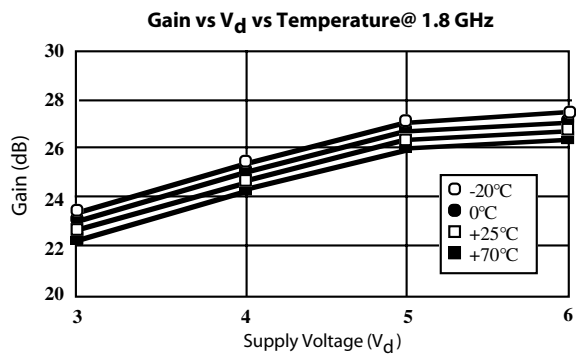
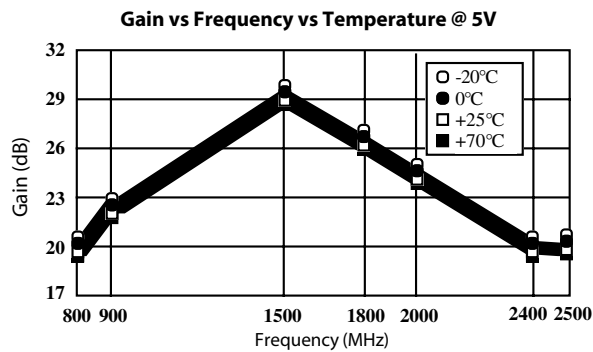
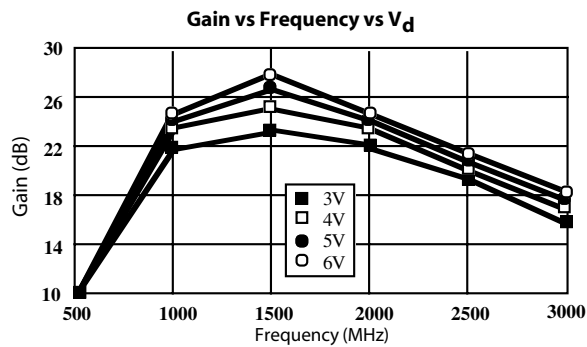
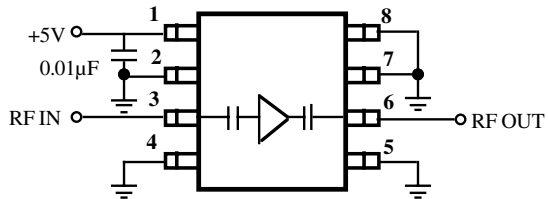


Pin #	Name	Description
1	+V _d	Drain voltage. Connect to positive supply
2	GND	Ground.
3	RF IN	RF input (Internally DC blocked).
4	GND	Ground.
5	GND	Ground.
6	RF OUT	RF output (Internally DC blocked).
7	GND	Ground.
8	GND	Ground.

Typical Performance

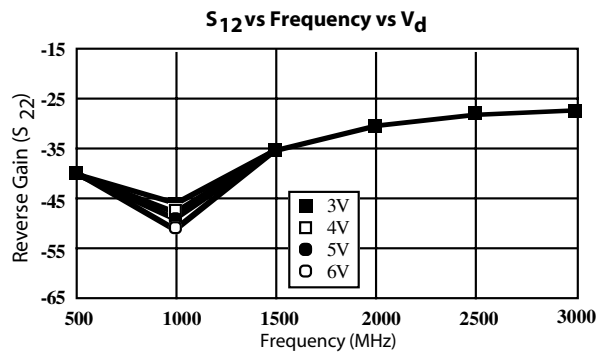
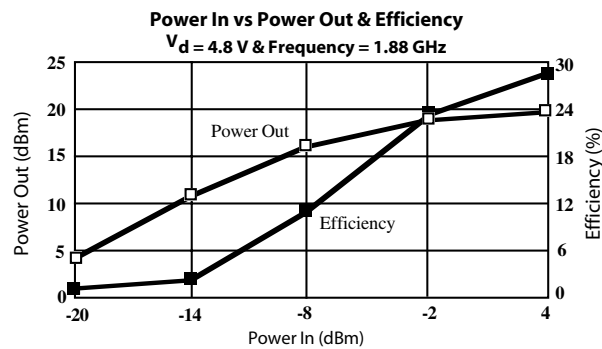
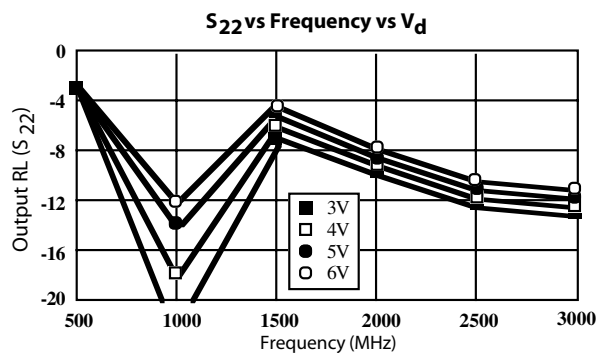
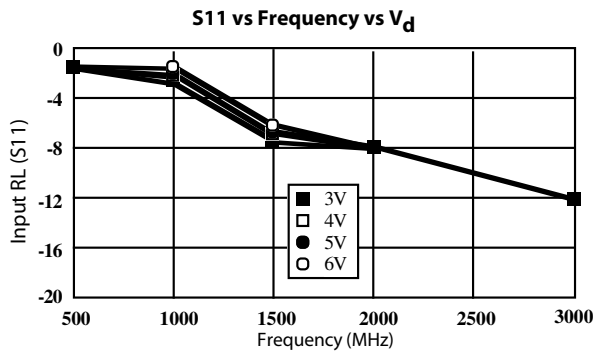
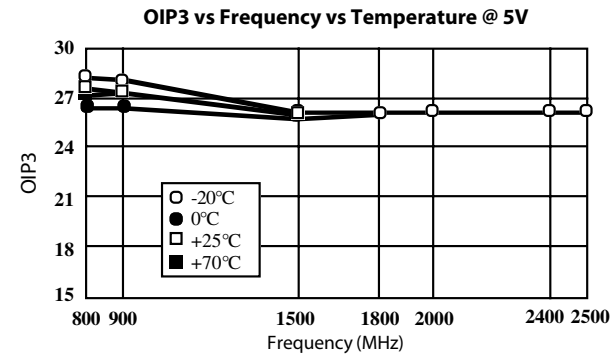
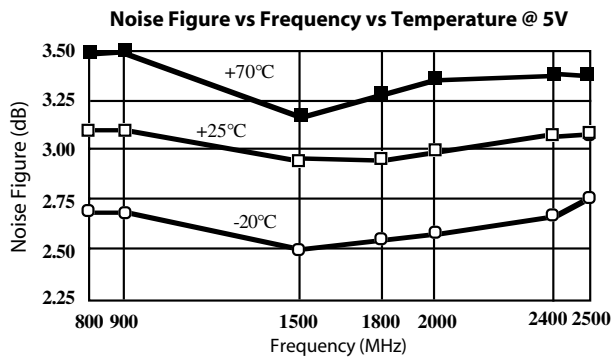
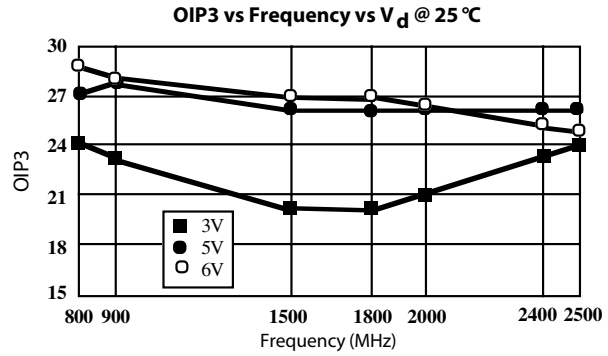
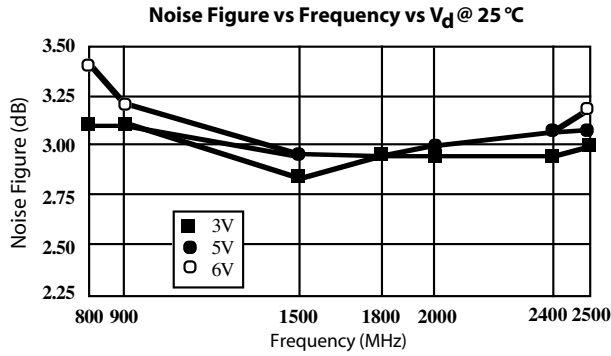
The following typical performance parameters were tested in the test circuit shown at room temperature and with a drain voltage (+V_d) = 5 V, unless otherwise specified.

Test Circuit Diagram



800-2700 MHz Broadband Driver Amplifier

Typical Performance



800-2700 MHz Broadband Driver Amplifier



August 2007 - Rev 07-Aug-07

CMM2306-AJ

Test Configuration and Evaluation

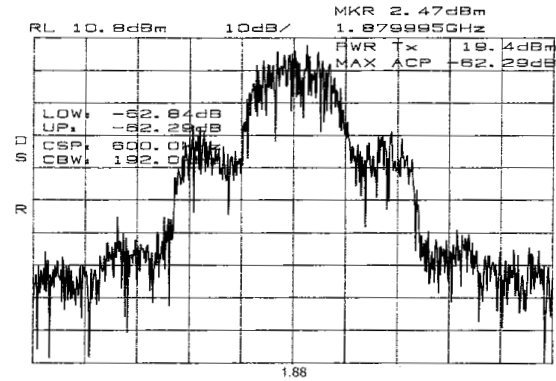
Mimix tests the CMM2306-AJ on an FR4 PC test board. FR4 was chosen for its low loss characteristics at frequencies up to 2.5 GHz. Plated through hole connections from the top of the board to the backside ground plane minimizes inductance in the ground connections. These through hole connections are as close as possible to each ground pin. For evaluation purposes Mimix offers a prototype evaluation board (PB-CMM2306-AJ) for the CMM2306-AJ. Please call the factory or a local representative for more information.

Handling Precaution

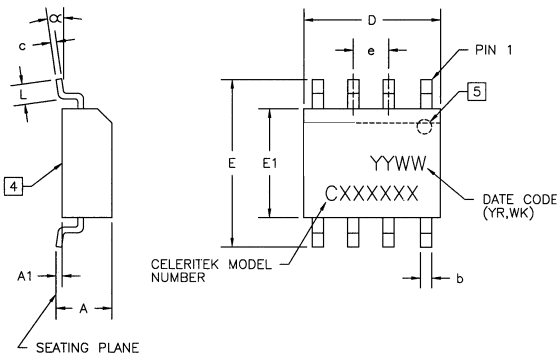
Microwave devices are sensitive to electrostatic discharge. Proper precautions should be taken to avoid ESD damage.

Adjacent Channel Power

$\pi/4$ DQPSK Modulation, $V_d = 4.8$ V



Physical Dimensions



- NOTES:(UNLESS OTHERWISE SPECIFIED)
1. DIMENSIONS ARE IN MILLIMETERS[INCHES].
 2. LEAD MATERIAL: COPPER
 3. BODY MATERIAL: PLASTIC (EPOXY).
 4. COUNTRY OF ORIGIN, IF OTHER THAN U.S., SHALL BE MARKED ON THIS SURFACE.
 5. PIN 1 IDENTIFICATION IS A DOT OR BEVELED EDGE.

DIMENSION	MINIMUM	NOMINAL	MAXIMUM
A	1.35[0.053]	1.63[0.064]	1.75[0.069]
A1	0.10[0.004]	0.15[0.006]	0.20[0.008]
b	0.35[0.014]		0.45[0.018]
c	0.19[0.007]		0.22[0.009]
D	4.80[0.188]	4.90[0.193]	5.00[0.197]
E	5.80[0.228]	5.99[0.236]	6.20[0.244]
E1	3.80[0.150]	3.91[0.154]	4.00[0.158]
e		1.27[0.050]	
L	0.508[0.020]	0.64[0.025]	1.143[0.045]
α	0°		8°

800-2700 MHz Broadband Driver Amplifier



August 2007 - Rev 07-Aug-07

CMM2306-AJ

Handling and Assembly Information

CAUTION! - Mimix Broadband MMIC Products contain gallium arsenide (GaAs) which can be hazardous to the human body and the environment. For safety, observe the following procedures:

- Do not ingest.
- Do not alter the form of this product into a gas, powder, or liquid through burning, crushing, or chemical processing as these by-products are dangerous to the human body if inhaled, ingested, or swallowed.
- Observe government laws and company regulations when discarding this product. This product must be discarded in accordance with methods specified by applicable hazardous waste procedures.

Life Support Policy - Mimix Broadband's products are not authorized for use as critical components in life support devices or systems without the express written approval of the President and General Counsel of Mimix Broadband. As used herein: (1) Life support devices or systems are devices or systems which, (a) are intended for surgical implant into the body, or (b) support or sustain life, and whose failure to perform when properly used in accordance with instructions for use provided in the labeling, can be reasonably expected to result in a significant injury to the user. (2) A critical component is any component of a life support device or system whose failure to perform can be reasonably expected to cause the failure of the life support device or system, or to affect its safety or effectiveness.

Package Attachment - This packaged product from Mimix Broadband is provided as a rugged surface mount package compatible with high volume solder installation. Care should be taken not to apply heavy pressure to the top or base material to avoid package damage. Vacuum tools or other suitable pick and place equipment may be used to pick and place this part. Care should be taken to ensure that there are no voids or gaps in the solder connection so that good RF, DC and ground connections are maintained. Voids or gaps can eventually lead not only to RF performance degradation, but reduced reliability and life of the product due to thermal stress.

Mimix Lead-Free RoHS Compliant Program - Mimix has an active program in place to meet customer and governmental requirements for eliminating lead (Pb) and other environmentally hazardous materials from our products. All Mimix RoHS compliant components are form, fit and functional replacements for their non-RoHS equivalents. Lead plating of our RoHS compliant parts is 100% matt tin (Sn) over copper alloy and is backwards compatible with current standard SnPb low-temperature reflow processes as well as higher temperature (260°C reflow) "Pb Free" processes.

Ordering Information

The CMM2306-AJ is available in a surface mount SOIC-8 plastic package.

Part Number for Ordering

CMM2306-AJ

CMM2306-AJ-000T

Package

SOIC-8 surface mount narrow body plastic package

SOIC-8 package in tape and reel