


**HD-20 Front Metal-Shell Straight Posted Connectors
With ACTION PIN Contacts**

Receptacle



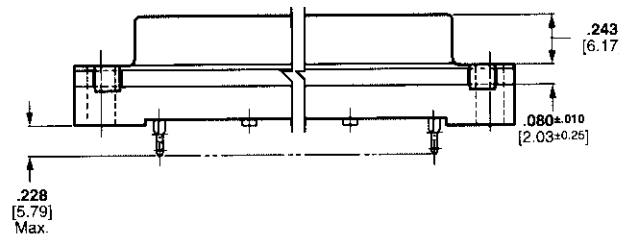
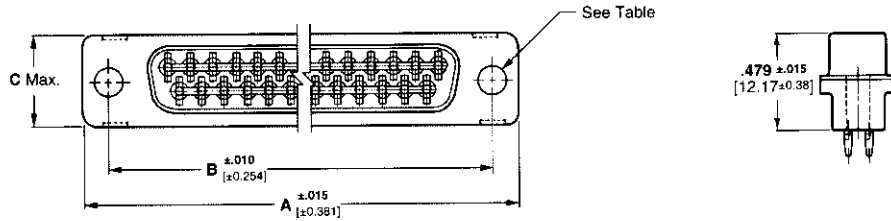
With Standard Mounting Holes



With Threaded Insert



With Fixed Female Screwlock



See customer drawings for pcb layouts.

For .062 [1.57] min. Thick Pc Boards

Shell Size	No. of Contact Positions	Dimensions			Contact Finish (Plating Code)	Receptacle Part Numbers			Seating Tool Part No.
		A	B	C		With .120 [3.05] Mounting Holes	With Threaded Inserts	With Fixed Female Screwlocks	
1	9	1.213	.984	.509	A	—	—	—	91164-2
		30.81	24.99	12.93					
2	15	1.541	1.312	.509	A	—	—	—	91165-2
		39.14	33.33	12.93					
3	25	2.088	1.852	.509	B	—	—	748688-1	91168-2
		53.04	47.04	12.93					
5	50	2.635	2.406	.620	A	—	748485-2	—	91167-2
		66.93	61.11	15.75					

Material and Finish:

Front Shell—Steel, tin plated

Housing—94V-0 rated thermoplastic, black

Threaded Inserts—Brass, unplated

Female Screwlocks—Zinc

ACTION PIN Contacts—Copper alloy, duplex plated as follows:

A—0.00030 [0.00076] gold on mating end, tin-lead on ACTION PIN post surface, with entire contact .000050 [0.00127] (min.) nickel underplated

B—Gold flash on mating end, tin-lead on ACTION PIN post surface, with entire contact .000050 [0.00127] (min.) nickel underplated

Technical Documents:

Product Specification—108-40014

Application Specification—114-40026

For .093 [2.36] min. Thick Pc Boards

Shell Size	No. of Contact Positions	Dimensions			Contact Finish (Plating Code)	Receptacle Part Numbers			Seating Tool Part No.
		A	B	C		With .120 [3.05] Mounting Holes	With Threaded Inserts	With Fixed Female Screwlocks	
1	9	1.213	.984	.509	A	747089-2	747090-2	747091-2	91164-2
		30.81	24.99	12.93	B	—	—	747091-1	
2	15	1.541	1.312	.509	A	747140-2	747141-2	747142-2	91165-2
		39.14	33.32	12.93	B	—	—	—	
3	25	2.088	1.852	.509	A	745922-2	745925-2	745928-2	91168-2
		53.04	47.04	12.93	B	—	745925-1	—	
4	37	2.729	2.500	.509	A	747713-2	747714-2	747715-2	91166-2
		69.32	63.50	12.93	B	—	747714-1	—	
5	50	2.635	2.406	.620	A	747143-2	747144-2	747145-2	91167-2
		66.93	61.11	15.75	B	—	747144-1	—	

- Notes:** 1. All receptacles are preloaded with straight posted ACTION PIN socket contacts.
2. Male screw retainers are used as mating hardware for connectors with 4-40 female screwlocks.

Straight Posted Connectors