

# AP033A100MQB4A Datasheet

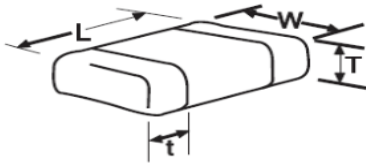
(0603 25V C0G 10pF ±20%)

To download data and simulation models visit:

**SpiCAT**  
ONLINE TOOL



## Dimensions

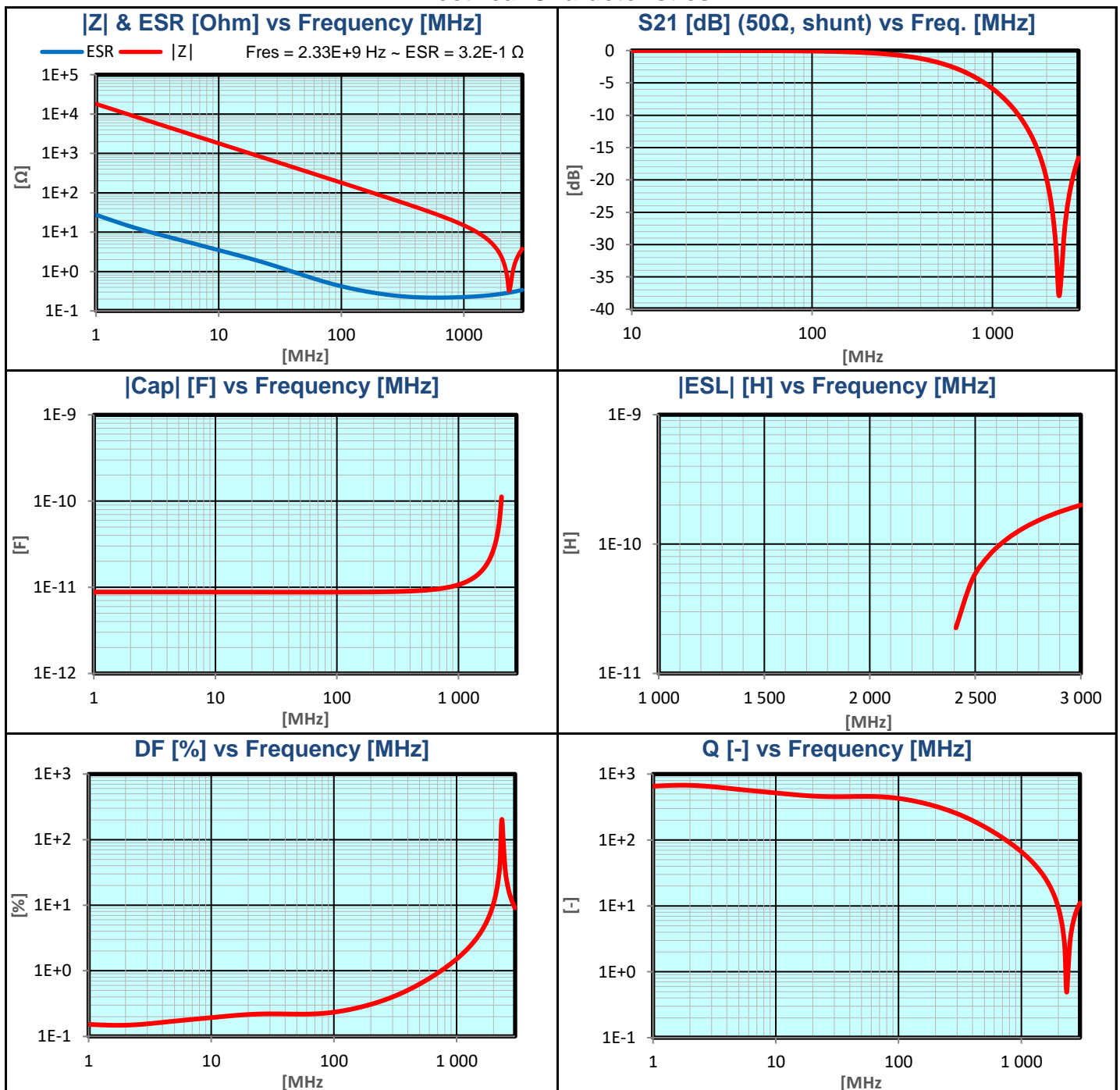


	millimetres (inches)
L	1.60 ± 0.15 (0.063 ± 0.006)
W	0.81 ± 0.15 (0.032 ± 0.006)
T max.	0.56 (0.022)
t	0.35 ± 0.15 (0.014 ± 0.006)

## Basic Specifications

Item	Unit	Spec.	Conditions
Capacitance	pF	8 to 12	@ 1 MHz, 1 Vrms
DF	%	0.167 max.	@ 1 MHz, 1 Vrms
IR	GΩ	100	@ 25 Vdc, t = 60 ± 5 s
DWV	Vdc	62.5	@ I ≤ 50mA, t ≤ 5 s
Op. Temperature		-55 °C to +125 °C	
Dielectric		C0G (NP0)	
Product Level		APS COTS+	
RoHS Compliant		Yes	
Termination		Sn/Pb	

## Electrical Characteristics

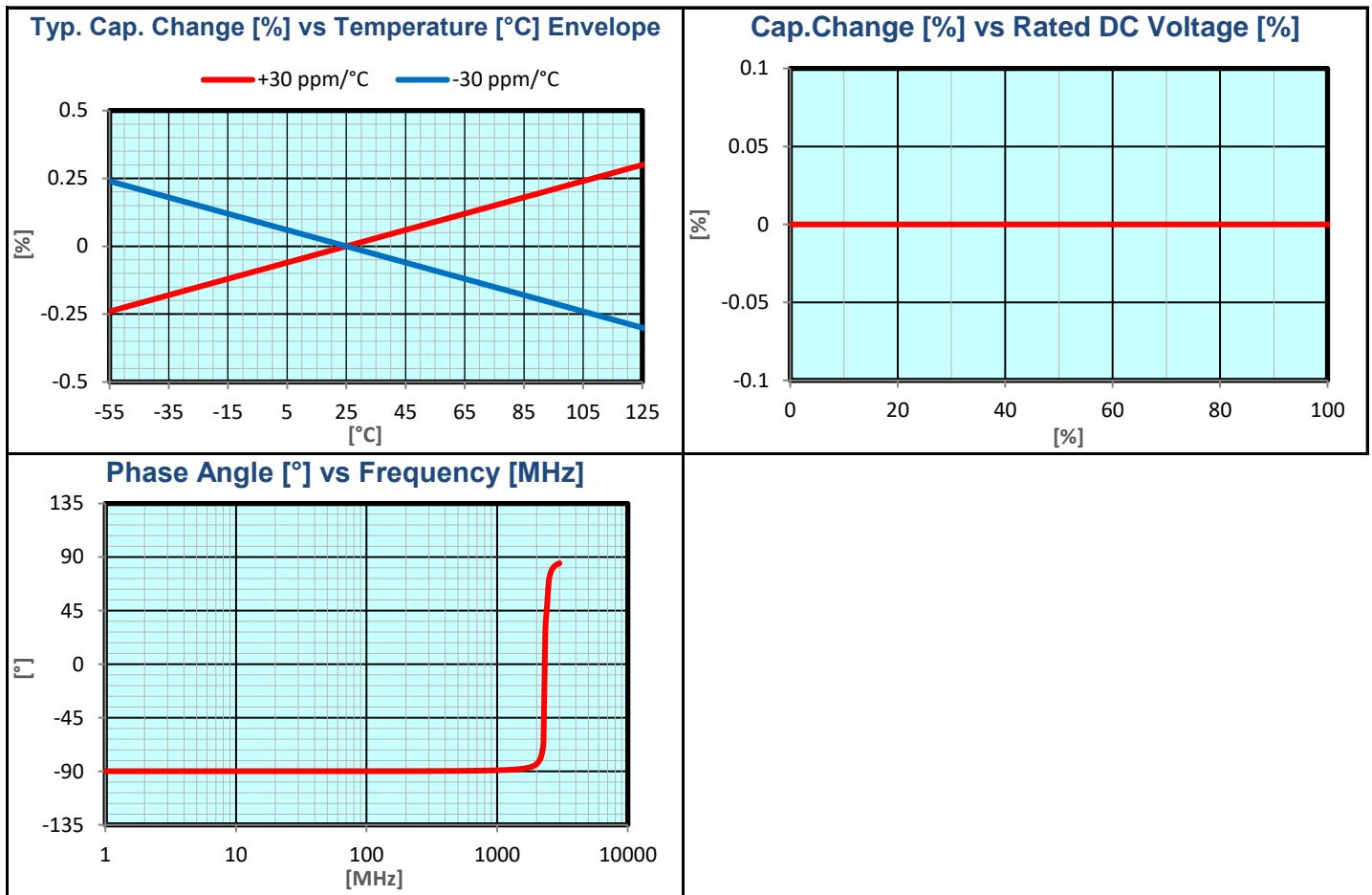


# AP033A100MQB4A Datasheet



(0603 25V C0G 10pF ±20%)

## Electrical Characteristics



## How To Order

AP03	5	A	104	K	Q	T	2	A
Size	Voltage	Dielectric	Capacitance Code (In pF)	Capacitance Tolerance	Failure Rate	Terminations	Packaging	Special Code
AP03=0603 AP05=0805 AP06=1206 AP10=1210 AP12=1812 AP20=2220	10V = Z 16V = Y 25V = 3 50V = 5 100V = 1 200V = 2 250V = V 500V = 7	NP0 = A X7R = C X8R = F X8L = L	2 Sig. Digits + Number of Zeros e.g. 10 F = 106	J = ±5% K = ±10% M = ±20%	Q = APS	T = Plated Ni and Sn Z = FLEXITERM*** B = 10% min lead X = FLEXITERM® with 10% min lead  Z,X for X7R only **RoHS compliant	2 = 7" Reel 4 = 13" Reel	A = Std.Product
NOTE: Contact factory for availability of Termination and Tolerance Options for Specific Part Number.								

**NOTICE:** Specifications are subject to change without notice. All statements, information and data given herein are believed to be accurate and reliable, but are presented without guarantee or responsibility of any kind, expressed or implied. Specifications are typical and may not apply to all applications.