

ABR1500 - ABR1510

PRV : 50 - 1000 Volts

Io : 15 Amperes

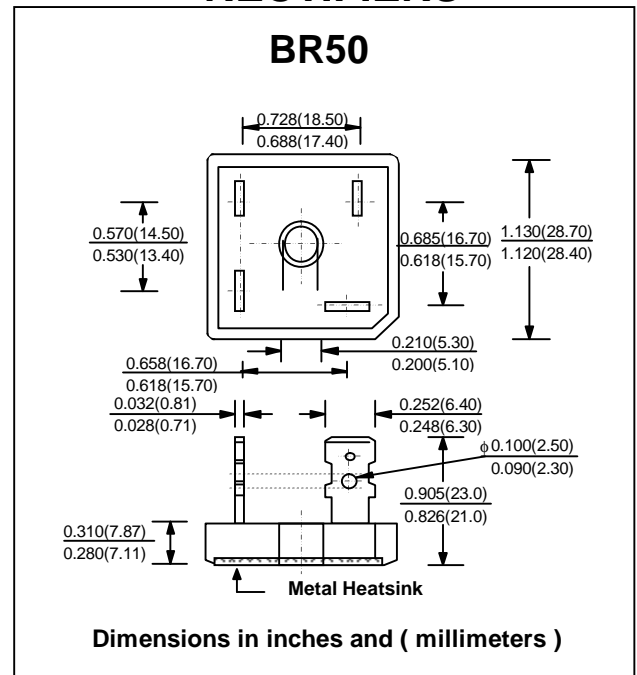
FEATURES :

- * High case dielectric strength
- * High surge current capability
- * High reliability
- * Low reverse current
- * Low forward voltage drop
- * **Pb / RoHS Free**

MECHANICAL DATA :

- * Case : Molded plastic with heatsink integrally mounted in the bridge encapsulation
- * Epoxy : UL94V-O rate flame retardant
- * Terminals : plated .25" (6.35 mm). Faston
- * Polarity : Polarity symbols marked on case
- * Mounting position : Bolt down on heat-sink with silicone thermal compound between bridge and mounting surface for maximum heat transfer efficiency.
- * Weight : 17.1 grams

AVALANCHE BRIDGE RECTIFIERS



MAXIMUM RATINGS AND ELECTRICAL CHARACTERISTICS

Rating at 25 °C ambient temperature unless otherwise specified.
 Single phase, half wave, 60 Hz, resistive or inductive load.
 For capacitive load, derate current by 20%.

RATING	SYMBOL	ABR 1500	ABR 1501	ABR 1502	ABR 1504	ABR 1506	ABR 1508	ABR 1510	UNIT
Maximum Recurrent Peak Reverse Voltage	V _{RRM}	50	100	200	400	600	800	1000	V
Maximum RMS Voltage	V _{RMS}	35	70	140	280	420	560	700	V
Maximum DC Blocking Voltage	V _{DC}	50	100	200	400	600	800	1000	V
Minimum Avalanche Breakdown Voltage at 100 μA	V _{BO(min.)}	100	150	250	450	700	900	1100	V
Maximum Avalanche Breakdown Voltage at 100 μA	V _{BO(max.)}	550	600	700	900	1150	1350	1550	V
Maximum Average Forward Current Tc = 50°C	I _{F(AV)}	15							A
Peak Forward Surge Current Single half sine wave Superimposed on rated load (JEDEC Method)	I _{FSM}	300							A
Rating for fusing at (t < 8.3 ms.)	I ² t	375							A ² S
Maximum Forward Voltage per Diode at I _F = 7.5 A	V _F	1.1							V
Maximum DC Reverse Current Ta = 25 °C at Rated DC Blocking Voltage Ta = 100 °C	I _R	10							μA
	I _{R(H)}	200							μA
Typical Thermal Resistance (Note 1)	RθJC	1.9							°C/W
Operating Junction Temperature Range	T _J	- 50 to + 150							°C
Storage Temperature Range	T _{STG}	- 50 to + 150							°C

Note : 1) Thermal resistance from Junction to case with units mounted on a 5" x 4" x 3" (12.7cm x 10.2cm x 7.3 cm) Al.-Finned plate.

RATING AND CHARACTERISTIC CURVES (ABR1500 - ABR1510)

FIG.1 - DERATING CURVE FOR OUTPUT RECTIFIED CURRENT

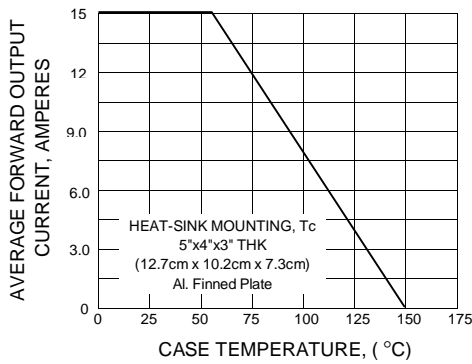


FIG.2 - MAXIMUM NON-REPETITIVE PEAK FORWARD SURGE CURRENT

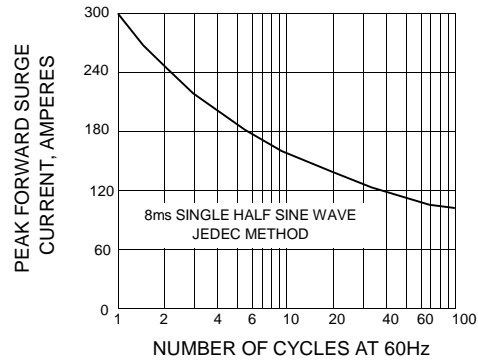


FIG.3 - TYPICAL FORWARD CHARACTERISTICS PER DIODE

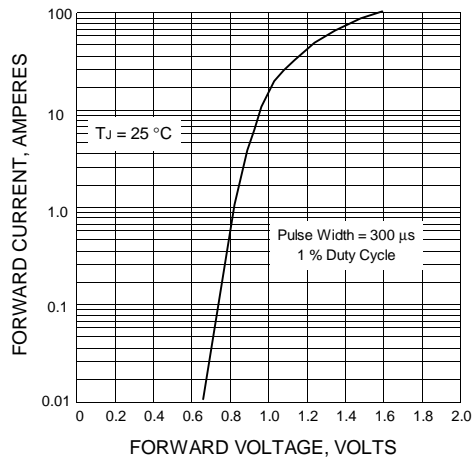


FIG.4 - TYPICAL REVERSE CHARACTERISTICS

