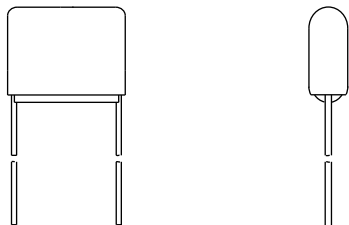




Metallized Polyester Film Capacitors MKT Radial Epoxy Partly Lacquered Type

**FEATURES**

- Partly lacquered product
- Pitch 10 mm to 22.5 mm available loose in box
- Material categorization:
for definitions of compliance please see www.vishay.com/doc?99912

RoHS
COMPLIANT**APPLICATIONS**

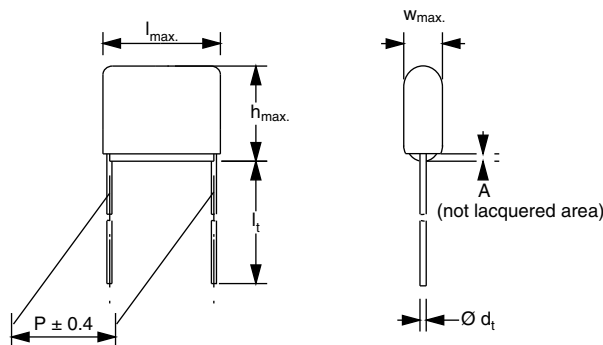
- Blocking, coupling and decoupling
- Bypass and energy reservoir

QUICK REFERENCE DATA

| | |
|---------------------------------|--|
| Capacitance range (E12 series) | 0.01 μ F to 10 μ F |
| Capacitance tolerance | ± 10 %; ± 5 % |
| Rated DC voltage | 250 V; 400 V; 630 V |
| Rated AC voltage | 63 V; 100 V; 160 V |
| Rated temperature | 85 $^{\circ}$ C |
| Climatic category | 55/105/56 |
| Maximum application temperature | 105 $^{\circ}$ C |
| Leads | Tinned wire |
| Reference specifications | IEC 60384-2 |
| Dielectric | Polyester film |
| Electrodes | Vacuum deposited aluminum |
| Construction | Wound mono construction |
| Coating | Flame retardant epoxy material (UL-class 94 V-0) |
| Performance grade | Grade 1 (long life) |
| Marking | C-value; rated voltage; tolerance |

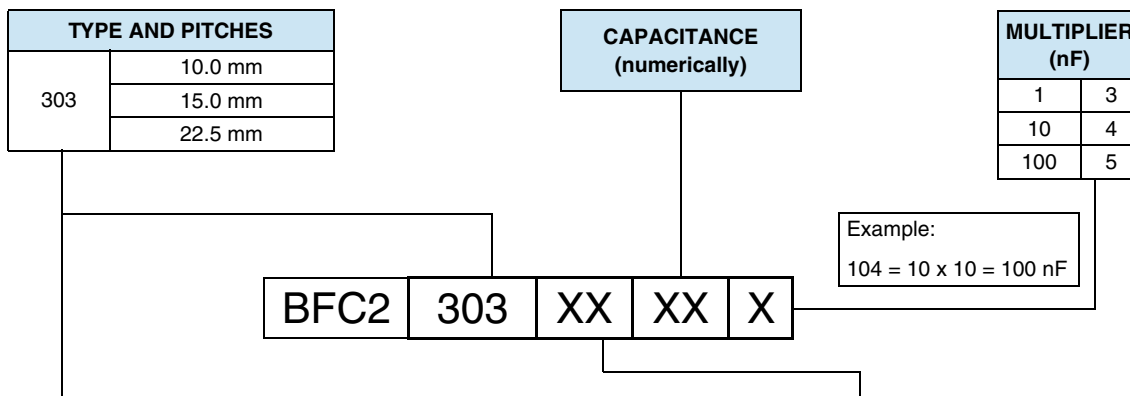
Note

- For more detailed data and test requirements contact: dc-film@vishay.com

DIMENSIONS in millimeters



COMPOSITION OF CATALOG NUMBER



| TYPE | PACKAGING | LEAD CONFIGURATION | PREFERRED | | | |
|------|--------------|-----------------------|-------------------------------------|-------|-------|-------|
| | | | C-TOL. | 250 V | 400 V | 630 V |
| 303 | Loose in box | Straight leads 3.5 mm | ± 10 % | 41 | 51 | 61 |
| | | | ± 5 % | 42 | 52 | 62 |
| | | | ON REQUEST | | | |
| 303 | Loose in box | Straight long leads | ± 10 % | 43 | 53 | 63 |
| | | | ± 5 % | 44 | 54 | 64 |
| | | | ON REQUEST (ALTERNATIVE DIMENSIONS) | | | |
| 303 | Loose in box | Straight lead 3.5 mm | ± 10 % | 45 | 55 | 65 |
| | | | ± 5 % | 46 | 56 | 66 |
| | | Straight long leads | ± 10 % | 47 | 57 | 67 |
| | | | ± 5 % | 48 | 58 | 68 |

| SPECIFIC REFERENCE DATA | | | |
|--|--|--------------------------|--------------------------|
| DESCRIPTION | VALUE | | |
| | Tangent of loss angle: C ≤ 0.47 μF C > 0.47 μF | at 1 kHz | at 10 kHz |
| ≤ 75 x 10 ⁻⁴ | | ≤ 120 x 10 ⁻⁴ | ≤ 225 x 10 ⁻⁴ |
| Rated voltage pulse slope (dU/dt) _R : I _{max} = 12.5 mm I _{max} = 17.5 mm I _{max} = 26.0 mm | at 250 V _{DC} | at 400 V _{DC} | at 630 V _{DC} |
| | 18 V/μs | 45 V/μs | 137 V/μs |
| | 6 V/μs | 15 V/μs | 44 V/μs |
| R between leads, for C ≤ 0.33 μF at 100 V; 1 min | > 30 000 MΩ | | |
| RC between leads, for C > 0.33 μF at 100 V; 1 min | > 10 000 s | | |
| R between interconnecting leads and casing; 100 V; 1 min | > 30 000 MΩ | | |
| Withstanding (DC) voltage (cut off current 10 mA) ⁽¹⁾ ; rise time 1000 V/s | 400 V; 1 min | 640 V; 1 min | 1008 V; 1 min |
| Withstanding (DC) voltage between leads and case | 500 V; 1 min | 800 V; 1 min | 1260 V; 1 min |

Note

⁽¹⁾ See "Voltage Proof Test for Metallized Film Capacitors": www.vishay.com/doc?28169



| ELECTRICAL DATA AND ORDERING INFORMATION ($U_{RAC} = 63 V$) | | | | | | | | | |
|---|--|---|---------------------------------|---|---------------------|------|---------------------------|---------------------|------|
| U_{RDC} (V) | CAP. ⁽²⁾ (μF) | DIMENSIONS $W_{max} \times H_{max} \times L_{max}$ (mm) | MASS (g) | CATALOG NUMBER 2222 303 AND PACKAGING | | | | | |
| | | | | LOOSE IN BOX | | | | | |
| | | | | $l_t = 3.5 \text{ mm} \pm 0.5 \text{ mm}$ | | | LONG LEADS ⁽¹⁾ | | |
| | | | | C-TOL. = $\pm 10 \%$ | C-TOL. = $\pm 5 \%$ | SPQ | C-TOL. = $\pm 10 \%$ | C-TOL. = $\pm 5 \%$ | SPQ |
| LAST 5 DIGITS OF CATALOG NUMBER | LAST 5 DIGITS OF CATALOG NUMBER | LAST 5 DIGITS OF CATALOG NUMBER | LAST 5 DIGITS OF CATALOG NUMBER | | | | | | |
| 250 | PITCH = 10.0 mm \pm 0.4 mm; $d_t = 0.60 \text{ mm} \pm 0.06 \text{ mm}$; $A \leq 3.5 \text{ mm}$ | | | | | | | | |
| | 0.10 | 4.7 x 9.4 x 12.5 | 0.5 | 41104 | 42104 | 2000 | 43104 | 44104 | 1000 |
| | 0.12 | 4.3 x 9.1 x 12.5 | 0.4 | 41124 | 42124 | 2000 | 43124 | 44124 | 1250 |
| | 0.15 | 4.8 x 9.5 x 12.5 | 0.5 | 41154 | 42154 | 2000 | 43154 | 44154 | 1000 |
| | 0.18 | 5.2 x 9.9 x 12.5 | 0.6 | 41184 | 42184 | 2000 | 43184 | 44184 | 1000 |
| | 0.22 | 4.5 x 9.3 x 12.5 | 0.5 | 41224 | 42224 | 2000 | 43224 | 44224 | 1000 |
| | 0.27 | 5.0 x 9.7 x 12.5 | 0.5 | 41274 | 42274 | 2000 | 43274 | 44274 | 1000 |
| | 0.33 | 4.6 x 9.3 x 12.5 | 0.5 | 41334 | 42334 | 2000 | 43334 | 44334 | 1000 |
| | 0.39 | 4.9 x 9.6 x 12.5 | 0.5 | 41394 | 42394 | 2000 | 43394 | 44394 | 1000 |
| | 0.47 | 5.4 x 10.1 x 12.5 | 0.6 | 41474 | 42474 | 2000 | 43474 | 44474 | 900 |
| | 0.56 | 5.8 x 10.5 x 12.5 | 0.7 | 41564 | 42564 | 2000 | 43564 | 44564 | 900 |
| | PITCH = 15.0 mm \pm 0.4 mm; $d_t = 0.80 \text{ mm} \pm 0.08 \text{ mm}$; $A \leq 4.0 \text{ mm}$ | | | | | | | | |
| | <i>0.39</i> | <i>5.8 x 10.5 x 17.5</i> | 0.9 | 45394 | 46394 | 1500 | 47394 | 48394 | 900 |
| | <i>0.47</i> | <i>6.4 x 11.1 x 17.5</i> | 1.1 | 45474 | 46474 | 1500 | 47474 | 48474 | 800 |
| | 0.56 | 5.5 x 10.2 x 17.5 | 0.9 | 45564 | 46564 | 2000 | 47564 | 48564 | 900 |
| | 0.68 | 6.0 x 10.7 x 17.5 | 1.0 | 41684 | 42684 | 1500 | 43684 | 44684 | 800 |
| | 0.82 | 5.4 x 10.2 x 17.5 | 0.8 | 41824 | 42824 | 2000 | 43824 | 44824 | 1000 |
| | 1.0 | 6.0 x 10.7 x 17.5 | 1.0 | 41105 | 42105 | 1500 | 43105 | 44105 | 800 |
| | 1.2 | 6.5 x 11.2 x 17.5 | 1.1 | 41125 | 42125 | 1500 | 43125 | 44125 | 750 |
| | 1.5 | 7.3 x 12.0 x 17.5 | 1.3 | 41155 | 42155 | 1250 | 43155 | 44155 | 650 |
| | 1.8 | 7.9 x 12.7 x 17.5 | 1.5 | 41185 | 42185 | 1250 | 43185 | 44185 | 600 |
| | PITCH = 22.5 mm \pm 0.4 mm; $d_t = 0.80 \text{ mm} \pm 0.08 \text{ mm}$; $A \leq 4.0 \text{ mm}$ | | | | | | | | |
| | 1.8 | 8.7 x 16.5 x 26.0 | 3.3 | 45185 | 46185 | 800 | 47185 | 48185 | 500 |
| | 2.2 | 9.7 x 17.5 x 26.0 | 3.8 | 41225 | 42225 | 700 | 43225 | 44225 | 500 |
| | 2.7 | 8.3 x 16.1 x 26.0 | 3.0 | 41275 | 42275 | 900 | 43275 | 44275 | 600 |
| | 3.3 | 9.2 x 17.1 x 26.0 | 3.6 | 41335 | 42335 | 750 | 43335 | 44335 | 500 |
| | 3.9 | 8.2 x 16.0 x 26.0 | 3.0 | 41395 | 42395 | 900 | 43395 | 44395 | 600 |
| | 4.7 | 9.0 x 16.9 x 26.0 | 3.4 | 41475 | 42475 | 750 | 43475 | 44475 | 500 |
| | 5.6 | 9.9 x 17.7 x 26.0 | 4.0 | 41565 | 42565 | 600 | 43565 | 44565 | 500 |

Notes

- (1) Length of long leads:
a) $l_t = 19.0 \text{ mm} \pm 4.0 \text{ mm}$ for pitch = 10 mm and 15.0 mm.
b) $l_t = 25.0 \text{ mm} \pm 4.0 \text{ mm}$ for pitch = 22.5 mm.
(2) Values in *Italic* indicate alternative dimensions.



| ELECTRICAL DATA AND ORDERING INFORMATION ($U_{RAC} = 100\text{ V}$) | | | | | | | | | |
|---|---|---|---------------------------------|---|--------------------|------|---------------------|--------------------|------|
| U_{RDC} (V) | CAP. (2) (μF) | DIMENSIONS $W_{max} \times H_{max} \times L_{max}$ (mm) | MASS (g) | CATALOG NUMBER 2222 303 AND PACKAGING | | | | | |
| | | | | LOOSE IN BOX | | | | | |
| | | | | $l_t = 3.5\text{ mm} \pm 0.5\text{ mm}$ | | | LONG LEADS (1) | | |
| | | | | C-TOL. = $\pm 10\%$ | C-TOL. = $\pm 5\%$ | SPQ | C-TOL. = $\pm 10\%$ | C-TOL. = $\pm 5\%$ | SPQ |
| LAST 5 DIGITS OF CATALOG NUMBER | LAST 5 DIGITS OF CATALOG NUMBER | LAST 5 DIGITS OF CATALOG NUMBER | LAST 5 DIGITS OF CATALOG NUMBER | | | | | | |
| 400 | PITCH = 10.0 mm \pm 0.4 mm; $d_t = 0.60\text{ mm} \pm 0.06\text{ mm}$; $A \leq 3.5\text{ mm}$ | | | | | | | | |
| | 0.10 | 4.7 x 9.4 x 12.5 | 0.5 | 51104 | 52104 | 2000 | 53104 | 54104 | 1000 |
| | 0.12 | 4.3 x 9.1 x 12.5 | 0.4 | 51124 | 52124 | 2000 | 53124 | 54124 | 1250 |
| | 0.15 | 4.8 x 9.5 x 12.5 | 0.5 | 51154 | 52154 | 2000 | 53154 | 54154 | 1000 |
| | 0.18 | 5.2 x 9.9 x 12.5 | 0.6 | 51184 | 52184 | 2000 | 53184 | 54184 | 1000 |
| | 0.22 | 5.7 x 10.4 x 12.5 | 0.6 | 51224 | 52224 | 2000 | 53224 | 54224 | 900 |
| | PITCH = 15.0 mm \pm 0.4 mm; $d_t = 0.80\text{ mm} \pm 0.08\text{ mm}$; $A \leq 4.0\text{ mm}$ | | | | | | | | |
| | 0.12 | <i>5.7 x 10.4 x 17.5</i> | 1.1 | 55124 | 56124 | 2000 | 57124 | 58124 | 900 |
| | 0.15 | <i>5.4 x 10.1 x 17.5</i> | 0.8 | 55154 | 56154 | 2000 | 57154 | 58154 | 1000 |
| | 0.18 | <i>5.9 x 10.6 x 17.5</i> | 1.0 | 55184 | 56184 | 1500 | 57184 | 58184 | 800 |
| | 0.22 | <i>5.3 x 10.0 x 17.5</i> | 0.8 | 55224 | 56224 | 2000 | 57224 | 58224 | 1000 |
| | 0.27 | <i>5.8 x 10.5 x 17.5</i> | 0.9 | 51274 | 52274 | 1500 | 53274 | 54274 | 900 |
| | 0.33 | <i>5.4 x 10.1 x 17.5</i> | 0.8 | 51334 | 52334 | 2000 | 53334 | 54334 | 1000 |
| | 0.39 | <i>5.8 x 10.5 x 17.5</i> | 0.9 | 51394 | 52394 | 1500 | 53394 | 54394 | 900 |
| | 0.47 | <i>6.4 x 11.1 x 17.5</i> | 1.1 | 51474 | 52474 | 1500 | 53474 | 54474 | 800 |
| | 0.56 | <i>6.9 x 11.7 x 17.5</i> | 1.2 | 51564 | 52564 | 1500 | 53564 | 54564 | 700 |
| | 0.68 | <i>7.6 x 12.3 x 17.5</i> | 1.4 | 51684 | 52684 | 1250 | 53684 | 54684 | 600 |
| | 0.82 | <i>8.4 x 13.1 x 17.5</i> | 1.7 | 51824 | 52824 | 1000 | 53824 | 54824 | 500 |
| | PITCH = 22.5 mm \pm 0.4 mm; $d_t = 0.80\text{ mm} \pm 0.08\text{ mm}$; $A \leq 4.0\text{ mm}$ | | | | | | | | |
| | 0.56 | <i>9.9 x 17.7 x 26.0</i> | 4.0 | 55564 | 56564 | 600 | 57564 | 58564 | 500 |
| | 0.68 | <i>7.9 x 15.8 x 26.0</i> | 2.8 | 55684 | 56684 | 900 | 57684 | 58684 | 600 |
| | 0.82 | <i>8.7 x 16.6 x 26.0</i> | 3.3 | 55824 | 56824 | 800 | 57824 | 58824 | 500 |
| | 1.0 | <i>7.7 x 15.5 x 26.0</i> | 2.7 | 51105 | 52105 | 900 | 53105 | 54105 | 600 |
| | 1.2 | <i>8.4 x 16.3 x 26.0</i> | 3.1 | 51125 | 52125 | 800 | 53125 | 54125 | 600 |
| | 1.5 | <i>7.9 x 15.8 x 26.0</i> | 2.8 | 51155 | 52155 | 900 | 53155 | 54155 | 600 |
| | 1.8 | <i>8.7 x 16.6 x 26.0</i> | 3.3 | 51185 | 52185 | 800 | 53185 | 54185 | 500 |
| | 2.2 | <i>9.7 x 17.5 x 26.0</i> | 3.8 | 51225 | 52225 | 700 | 53225 | 54225 | 500 |

Notes

- (1) Length of long leads:
a) $l_t = 19.0\text{ mm} \pm 4.0\text{ mm}$ for pitch = 10 mm and 15.0 mm.
b) $l_t = 25.0\text{ mm} \pm 4.0\text{ mm}$ for pitch = 22.5 mm.
(2) Values in *Italic* indicate alternative dimensions.



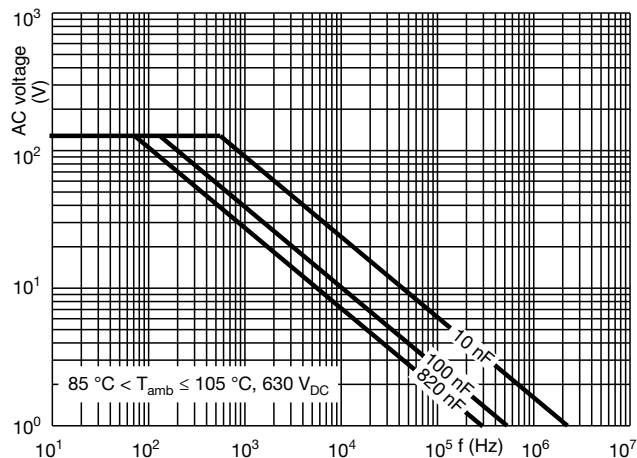
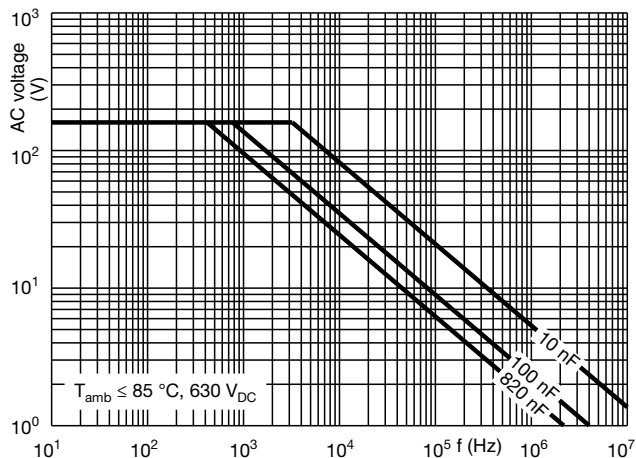
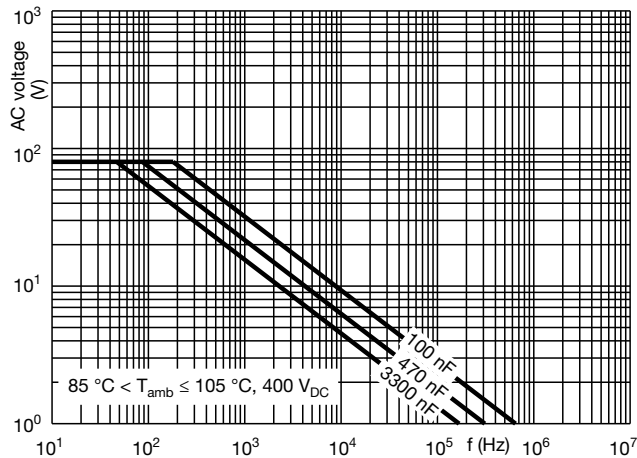
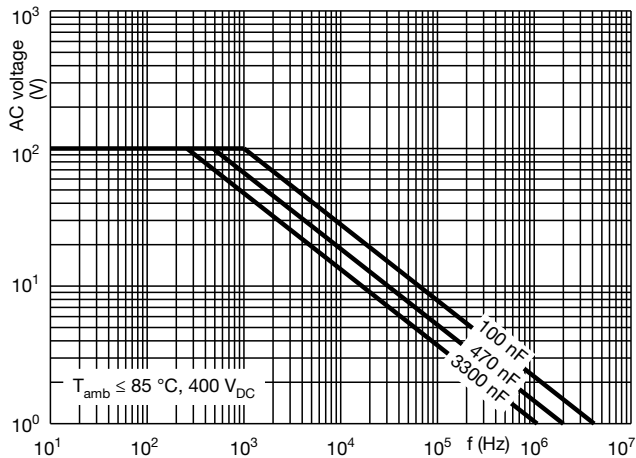
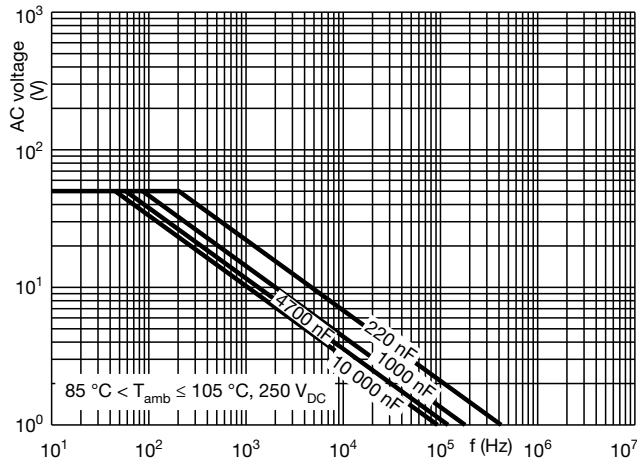
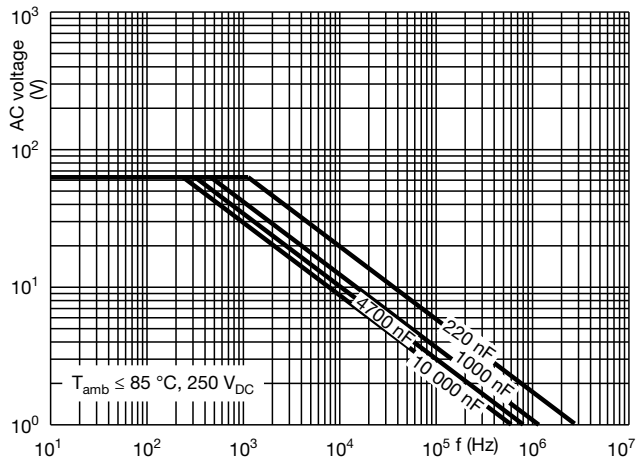
| ELECTRICAL DATA AND ORDERING INFORMATION ($U_{RAC} = 160\text{ V}$) | | | | | | | | | |
|---|---|---|---------------------------------------|---|--------------------|------|---------------------------|--------------------|------|
| U_{RDC} (V) | CAP. ⁽²⁾ (μF) | DIMENSIONS $W_{max} \times H_{max} \times L_{max}$ (mm) | MASS (g) | CATALOG NUMBER 2222 303 AND PACKAGING | | | | | |
| | | | | LOOSE IN BOX | | | | | |
| | | | | $l_t = 3.5\text{ mm} \pm 0.5\text{ mm}$ | | | LONG LEADS ⁽¹⁾ | | |
| | | | | C-TOL. = $\pm 10\%$ | C-TOL. = $\pm 5\%$ | SPQ | C-TOL. = $\pm 10\%$ | C-TOL. = $\pm 5\%$ | SPQ |
| LAST 5 DIGITS OF CATALOG NUMBER | LAST 5 DIGITS OF CATALOG NUMBER | LAST 5 DIGITS OF CATALOG NUMBER | LAST 5 DIGITS OF CATALOG NUMBER | | | | | | |
| 630 | PITCH = 10.0 mm \pm 0.4 mm; $d_t = 0.60\text{ mm} \pm 0.06\text{ mm}$; $A \leq 3.5\text{ mm}$ | | | | | | | | |
| | 0.010 | 4.1 x 8.8 x 12.5 | 0.4 | 61103 | 62103 | 2000 | 63103 | 64103 | 1250 |
| | 0.012 | 4.5 x 9.3 x 12.5 | 0.5 | 61123 | 62123 | 2000 | 63123 | 64123 | 1000 |
| | 0.015 | 4.9 x 9.6 x 12.5 | 0.5 | 61153 | 62153 | 2000 | 63153 | 64153 | 1000 |
| | 0.018 | 4.4 x 9.1 x 12.5 | 0.4 | 61183 | 62183 | 2000 | 63183 | 64183 | 1250 |
| | 0.022 | 4.8 x 9.5 x 12.5 | 0.5 | 61223 | 62223 | 2000 | 63223 | 64223 | 1000 |
| | 0.027 | 4.2 x 8.9 x 12.5 | 0.4 | 61273 | 62273 | 2000 | 63273 | 64273 | 1250 |
| | 0.033 | 4.0 x 8.7 x 12.5 | 0.4 | 61333 | 62333 | 2000 | 63333 | 64333 | 1250 |
| | 0.039 | 4.3 x 9.0 x 12.5 | 0.4 | 61393 | 62393 | 2000 | 63393 | 64393 | 1250 |
| | 0.047 | 4.7 x 9.4 x 12.5 | 0.5 | 61473 | 62473 | 2000 | 63473 | 64473 | 1000 |
| | 0.056 | 5.1 x 9.8 x 12.5 | 0.5 | 61563 | 62563 | 2000 | 63563 | 64563 | 1000 |
| | 0.068 | 5.5 x 10.3 x 12.5 | 0.6 | 61683 | 62683 | 2000 | 63683 | 64683 | 900 |
| | PITCH = 15.0 mm \pm 0.4 mm; $d_t = 0.80\text{ mm} \pm 0.08\text{ mm}$; $A \leq 4.0\text{ mm}$ | | | | | | | | |
| | <i>0.056</i> | <i>5.9 x 10.6 x 17.5</i> | 1.0 | 65563 | 66563 | 1500 | 67563 | 68563 | 800 |
| | <i>0.068</i> | <i>6.4 x 11.1 x 17.5</i> | 1.1 | 65683 | 66683 | 1500 | 67683 | 68683 | 800 |
| | <i>0.082</i> | <i>5.4 x 10.1 x 17.5</i> | 0.8 | 61823 | 62823 | 2000 | 63823 | 64823 | 1000 |
| | 0.10 | 5.2 x 9.9 x 17.5 | 0.8 | 61104 | 62104 | 2000 | 63104 | 64104 | 1000 |
| | 0.12 | 5.7 x 10.4 x 17.5 | 0.9 | 61124 | 62124 | 2000 | 63124 | 64124 | 900 |
| | 0.15 | 6.3 x 11.0 x 17.5 | 1.1 | 61154 | 62154 | 1500 | 63154 | 64154 | 800 |
| | 0.18 | 6.9 x 11.6 x 17.5 | 1.2 | 61184 | 62184 | 1500 | 63184 | 64184 | 700 |
| | 0.22 | 7.6 x 12.3 x 17.5 | 1.4 | 61224 | 62224 | 1250 | 63224 | 64224 | 600 |
| | 0.27 | 8.4 x 13.1 x 17.5 | 1.7 | 61274 | 62274 | 1000 | 63274 | 64274 | 500 |
| | PITCH = 22.5 mm \pm 0.4 mm; $d_t = 0.80\text{ mm} \pm 0.08\text{ mm}$; $A \leq 4.0\text{ mm}$ | | | | | | | | |
| | <i>0.27</i> | <i>8.9 x 16.8 x 26.0</i> | 3.4 | 65274 | 66274 | 800 | 67274 | 68274 | 500 |
| | <i>0.33</i> | <i>9.9 x 17.8 x 26.0</i> | 4.0 | 61334 | 62334 | 600 | 63334 | 64334 | 500 |
| | <i>0.39</i> | <i>8.1 x 16.0 x 26.0</i> | 2.9 | 61394 | 62394 | 900 | 63394 | 64394 | 600 |
| | <i>0.47</i> | <i>7.7 x 15.6 x 26.0</i> | 2.7 | 61474 | 62474 | 900 | 63474 | 64474 | 600 |
| | <i>0.56</i> | <i>8.4 x 16.3 x 26.0</i> | 3.1 | 61564 | 62564 | 800 | 63564 | 64564 | 600 |
| | <i>0.68</i> | <i>9.4 x 17.2 x 26.0</i> | 3.7 | 61684 | 62684 | 700 | 63684 | 64684 | 500 |

Notes

- (1) Length of long leads:
a) $l_t = 19.0\text{ mm} \pm 4.0\text{ mm}$ for pitch = 10 mm and 15.0 mm.
b) $l_t = 25.0\text{ mm} \pm 4.0\text{ mm}$ for pitch = 22.5 mm.
(2) Values in *italic* indicate alternative dimensions.

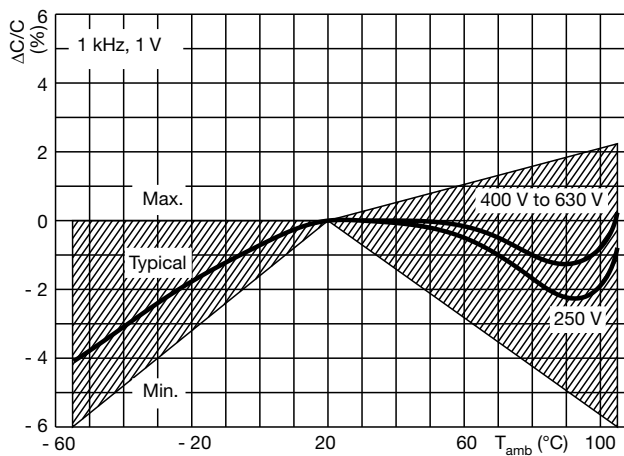
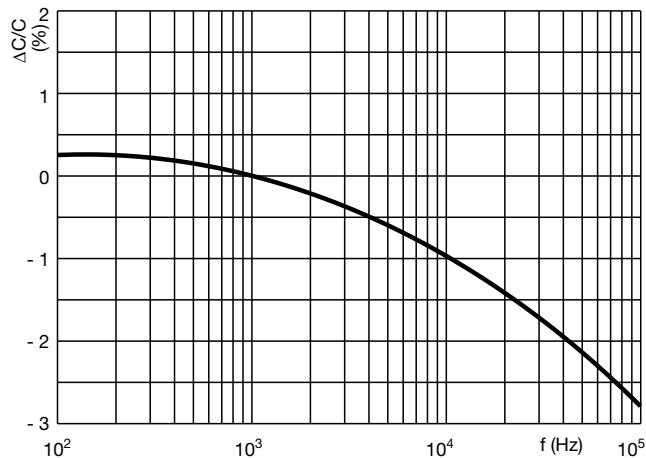


MAXIMUM RMS VOLTAGE (SINEWAVE) AS A FUNCTION OF FREQUENCY

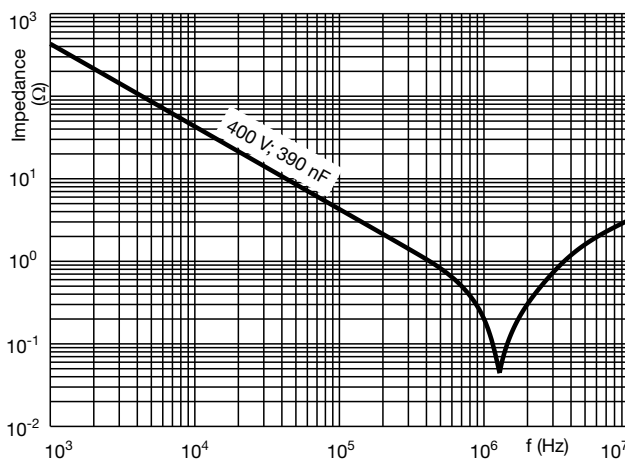




CAPACITANCE



IMPEDANCE





Disclaimer

ALL PRODUCT, PRODUCT SPECIFICATIONS AND DATA ARE SUBJECT TO CHANGE WITHOUT NOTICE TO IMPROVE RELIABILITY, FUNCTION OR DESIGN OR OTHERWISE.

Vishay Intertechnology, Inc., its affiliates, agents, and employees, and all persons acting on its or their behalf (collectively, "Vishay"), disclaim any and all liability for any errors, inaccuracies or incompleteness contained in any datasheet or in any other disclosure relating to any product.

Vishay makes no warranty, representation or guarantee regarding the suitability of the products for any particular purpose or the continuing production of any product. To the maximum extent permitted by applicable law, Vishay disclaims (i) any and all liability arising out of the application or use of any product, (ii) any and all liability, including without limitation special, consequential or incidental damages, and (iii) any and all implied warranties, including warranties of fitness for particular purpose, non-infringement and merchantability.

Statements regarding the suitability of products for certain types of applications are based on Vishay's knowledge of typical requirements that are often placed on Vishay products in generic applications. Such statements are not binding statements about the suitability of products for a particular application. It is the customer's responsibility to validate that a particular product with the properties described in the product specification is suitable for use in a particular application. Parameters provided in datasheets and / or specifications may vary in different applications and performance may vary over time. All operating parameters, including typical parameters, must be validated for each customer application by the customer's technical experts. Product specifications do not expand or otherwise modify Vishay's terms and conditions of purchase, including but not limited to the warranty expressed therein.

Hyperlinks included in this datasheet may direct users to third-party websites. These links are provided as a convenience and for informational purposes only. Inclusion of these hyperlinks does not constitute an endorsement or an approval by Vishay of any of the products, services or opinions of the corporation, organization or individual associated with the third-party website. Vishay disclaims any and all liability and bears no responsibility for the accuracy, legality or content of the third-party website or for that of subsequent links.

Except as expressly indicated in writing, Vishay products are not designed for use in medical, life-saving, or life-sustaining applications or for any other application in which the failure of the Vishay product could result in personal injury or death. Customers using or selling Vishay products not expressly indicated for use in such applications do so at their own risk. Please contact authorized Vishay personnel to obtain written terms and conditions regarding products designed for such applications.

No license, express or implied, by estoppel or otherwise, to any intellectual property rights is granted by this document or by any conduct of Vishay. Product names and markings noted herein may be trademarks of their respective owners.