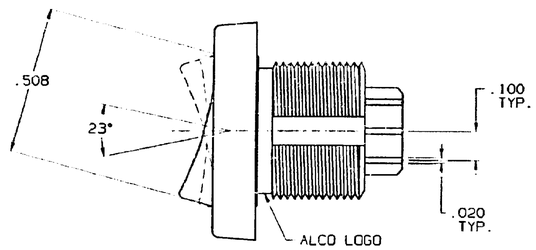

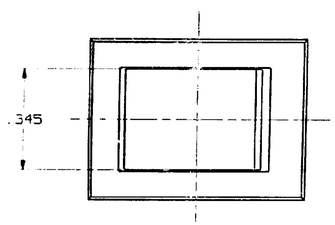

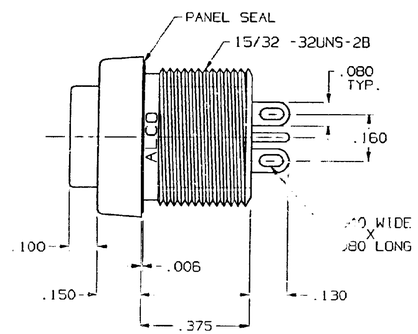

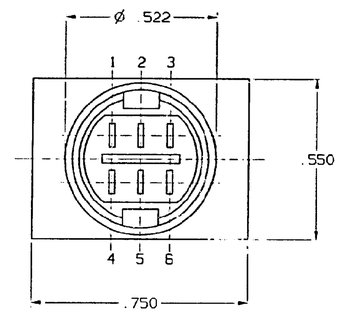

SPECIFICATIONS:

MATERIAL:
CASE: POLYAMIDE.
ACTUATOR: POLYAMIDE.
MOVING CONTACT: COPPER ALLOY. SILVER OR GOLD PLATE OVER NICKEL.
FIXED CONTACT: COPPER ALLOY. SILVER OR GOLD PLATE OVER NICKEL.
TERMINALS: COPPER ALLOY. SILVER OR GOLD PLATE OVER NICKEL.

ELECTRICAL:
CONTACT RATING: SILVER: 3 AMPS @ 125 VAC OR 28 VDC (RESISTIVE).
GOLD: 0.4 VA MAX. @ 20 VDC OR PEAK AC.
INITIAL CONTACT RESISTANCE: 20 MILLIOHMS MAX.
INSULATION RESISTANCE: 1000 MEGOHMS MIN. @ 500 VDC.
DIELECTRIC STRENGTH: 500 V RMS @ SEA LEVEL.
LIFE EXPECTANCY: 100,000 CYCLES MIN. (2 POSITION).
50,000 CYCLES MIN. (3 POSITION).

ENVIRONMENTAL:
OPERATING TEMPERATURE: -4°F TO +176°F (-20°C TO +80°C).
STORAGE TEMPERATURE: -49°F TO +199°F (-45°C TO 93°C).

NOTES:

1. INTERPRET DRAWING PER ASME Y14.5M-1994.
2. MOUNTING HARDWARE: (1) 5/8" HEX NUT AND (1) INTERNAL TOOTH LOCKWASHER (EXCEPT WHEN SNAP-IN BRACKET, PART # TRD10793 IS USED) SUPPLIED WITH SWITCH.

TRD2 X X 1 X

MODEL

CONTACT PLATING
1 = GOLD
3 = SILVER

SWITCH ACTION *
(SEE CHART)

ROCKER COLORS
0 = BLACK
2 = RED
6 = BLUE
9 = WHITE

FUNCTION CHART			
S	(2-3),(5-6)	OFF	(2-1),(5-4)
T	2-3 , 5-6	OFF	(2-1),(5-4)
R	2-3 , 5-6	NONE	(2-1),(5-4)
PA	2-3 , 5-6	2-1 , 5-6	2-1 , 5-4
P	2-3 , 5-6	OFF	2-1 , 5-4
N	2-3 , 5-6	NONE	2-1 , 5-4
SWITCH ACTION *	ALCO LOGO 123 456	ALCO LOGO 123 456	ALCO LOGO 123 456
( ) - INDICATES A MOMENTARY CIRCUIT CLOSURE.			
TERMINALS CONNECTED WHEN TOGGLE IS IN POSITION SHOWN.			
NOTE: TERMINAL DESIGNATION NUMBERS ARE FOR REFERENCE ONLY, AND DO NOT APPEAR ON SWITCHES.			

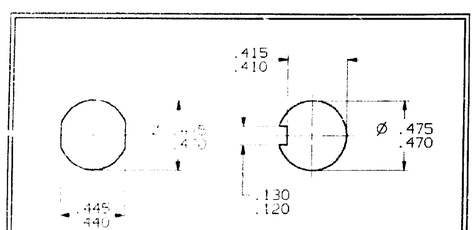

PANEL CUTOUTS
SCALE 2:1

REV	REVISIONS
2	REVISED ANGULAR TOLERANCE ADD DIM. REVISED SCALE APP.
4	REVISED & REDRAWN SCALE APP.
3	REVISED & REDRAWN SCALE APP.

OUTLINE DRAWING

SPECIFICATIONS ARE SUBJECT TO CHANGES WITHOUT NOTICE

THIS IS A C.A.D. GENERATED DRAWING DO NOT MAKE MANUAL REVISIONS TO MASTER.

THIRD ANGLE PROJECTION

TOLERANCES (EXCEPT AS NOTED)
ANGULAR = ±1°
DECIMAL .XX = ±
DECIMAL .XXX = ±.010
DECIMAL .XXXX = ±

AUGAT CONFIDENTIAL
This document contains information which is the exclusive property of Augat Inc. Distribution, reproduction or use by others is not permitted without the expressed written consent of Augat

UNLESS OTHERWISE SPECIFIED DIMENSIONS ARE IN INCHES DO NOT SCALE PRINT

FILE NAME: 40093OUT
DIRECTORY: RCKSWTCH
MATERIAL: SEE SPECIFICATIONS
FINISH: SEE SPECIFICATIONS

ORIGINAL DATE OF DRAWING: 5-24-82
DRAWN: R. WICIEL DATE: 5-24-82
CHECKED: B. BUEKHERT DATE: 5-26-82
APPROVED: K.F. DATE: 5-26-82
CODE IDENT. NO. 91506
DWG. SIZE D

AUGAT INC.
452 JOHN DIETSCH BLVD.
ATTLEBORO FALLS, MASS. 02763

TITLE OUTLINE DRAWING
ROCKER SWITCH, TRD DPDT

DWG. NO. 40093 REV. 3
PRODUCT CODE: ES1

Property of Tyco Electronics Corporation, Nov 28 2000
CUSTOMER DRWG: 1437596-2 REV: PP PG 1 OF 1