



Directional 10 dB SMA Coupler From 2 GHz to 8 GHz Rated to 50 Watts

Couplers Technical Data Sheet

PE2210-10

Features

- Directional Coupler
- 2 to 8 GHz Frequency Range
- Coupling 10±1 dB
- Directivity > 20 dB
- VSWR < 1.25:1
- Max Power 50 Watts (CW)

Applications

- Test and Measurement
- Military Communications
- Commercial Communications
- Wireless Communications
- SATCOM

Description

Directional couplers are indispensable components for isolating, separating and combining signals. For example, they provide a simple way of sampling microwave signals. They also can make accurate attenuator measurements since reflections are eliminated. The PE2210-10 is a 10 dB directional coupler that operates from 2 to 8 GHz and can handle up to 50 Watts (CW) with 20 dB directivity minimum and 1.25:1 VSWR maximum. The package interface uses SMA female connectors, and is also REACH and RoHS compliant.

The PE2210-10 is part of Pasternack's family of directional/dual-directional couplers that offer coupling ratios up to 50 dB with excellent performance featuring high directivity, low insertion loss and VSWR. They are available in both narrow and broad bandwidths and can be used in a wide variety of applications including signal sampling, VSWR measurements, power combining and distribution.

Electrical Specifications

Description	Minimum	Typical	Maximum	Units
Frequency Range	2		8	GHz
Impedance		50		Ohms
Coupling		10 ±1		dB
Frequency Sensitivity		±0.5		dB
Main Line Loss		1		dB
Insertion Loss		0.35		dB
Directivity	20			dB
Main Line VSWR			1.25:1	
Secondary Line VSWR			1.25:1	
Input Power (CW)			50	Watts
Reverse Power (CW)			2	Watts
Input Power (Peak)			3	KWatts

Click the following link (or enter part number in "SEARCH" on website) to obtain additional part information including price, inventory and certifications: [Directional 10 dB SMA Coupler From 2 GHz to 8 GHz Rated to 50 Watts PE2210-10](#)



Directional 10 dB SMA Coupler From 2 GHz
to 8 GHz Rated to 50 Watts

Couplers Technical Data Sheet

PE2210-10

Electrical Specification Notes:

Values at 25°C, sea level.

Coupling tolerance includes frequency sensitivity.

Main line loss is the difference in power level between input and output.

Insertion loss excludes coupled power from main line loss.

Max input power rated for load VSWR better than 1.22:1.

Mechanical Specifications

Size

Length 1.78 in [45.21 mm]

Width/Dia. 0.38 in [9.65 mm]

Height 1.19 in [30.23 mm]

Weight 0.082 lbs [37.19 g]

Configuration

Package Type Connectorized

Input Connector SMA Female

Output Connector SMA Female

Coupled Connectors SMA Female

Compliance Certifications (visit www.Pasternack.com for current document)

RoHS Compliant

REACH Compliant 12/17/2015

Plotted and Other Data

Notes:

Click the following link (or enter part number in "SEARCH" on website) to obtain additional part information including price, inventory and certifications: [Directional 10 dB SMA Coupler From 2 GHz to 8 GHz Rated to 50 Watts PE2210-10](#)

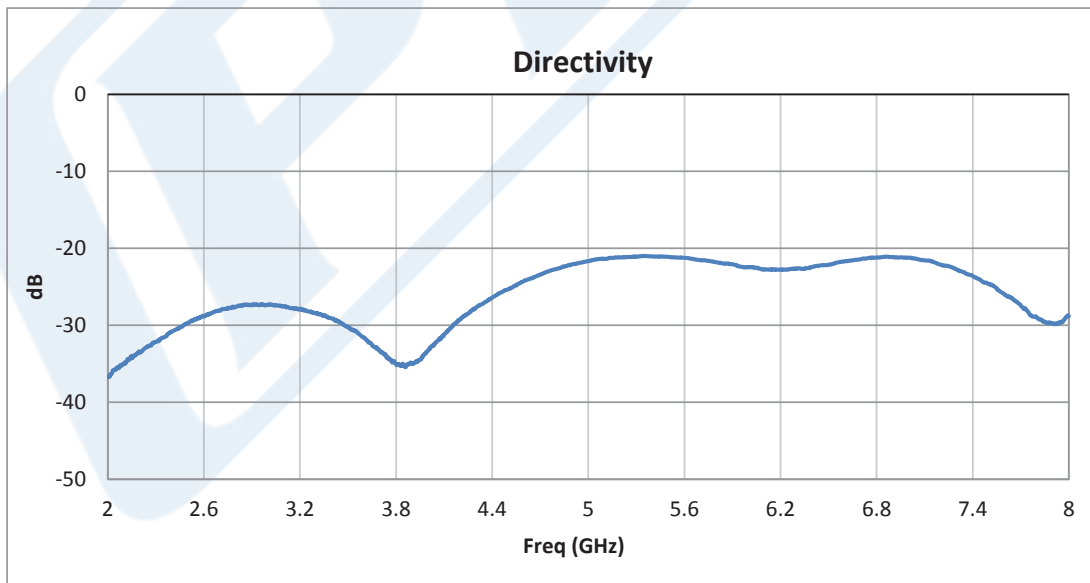
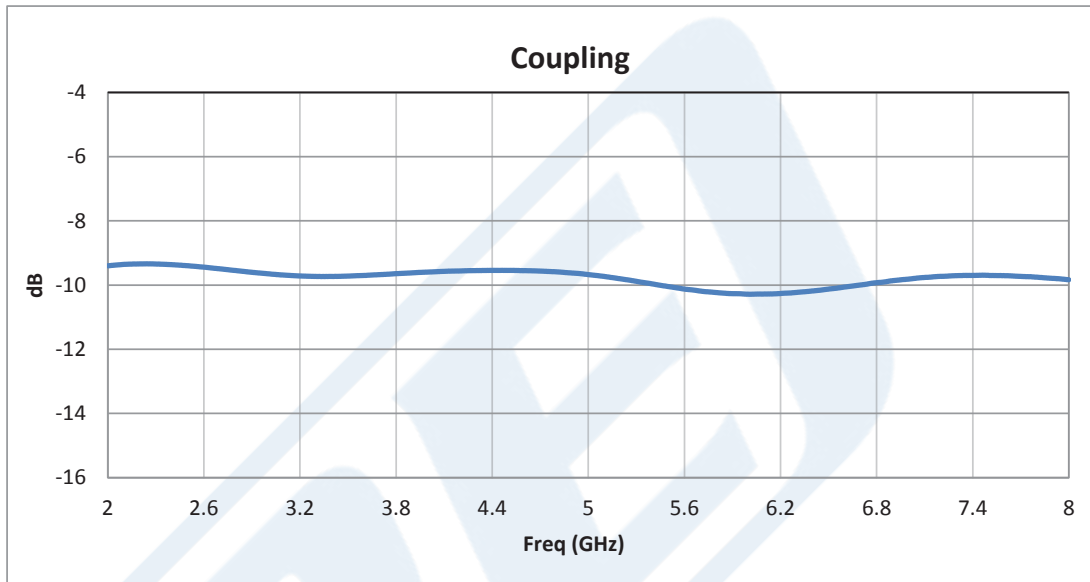


Directional 10 dB SMA Coupler From 2 GHz
to 8 GHz Rated to 50 Watts

Couplers Technical Data Sheet

PE2210-10

Typical Performance Data



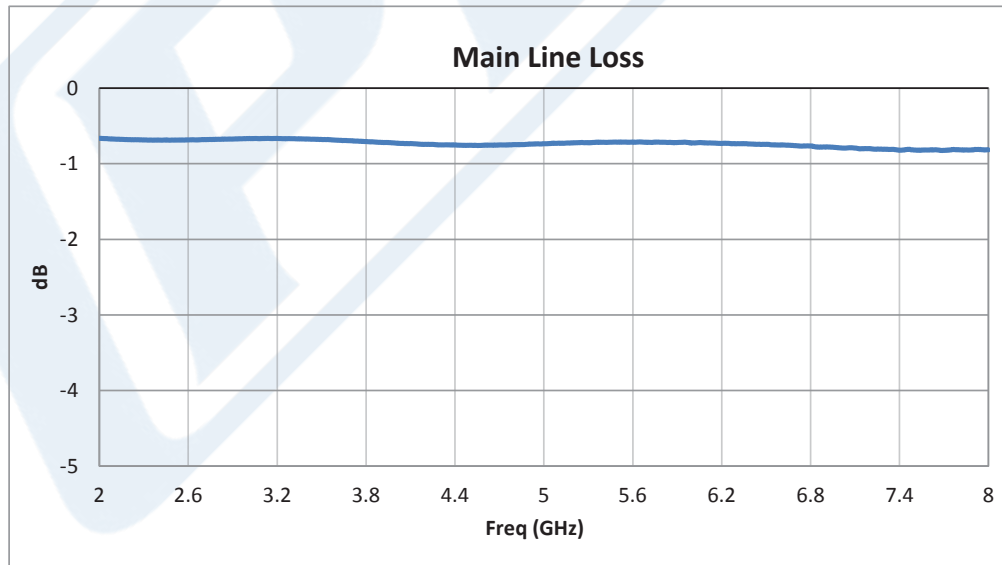
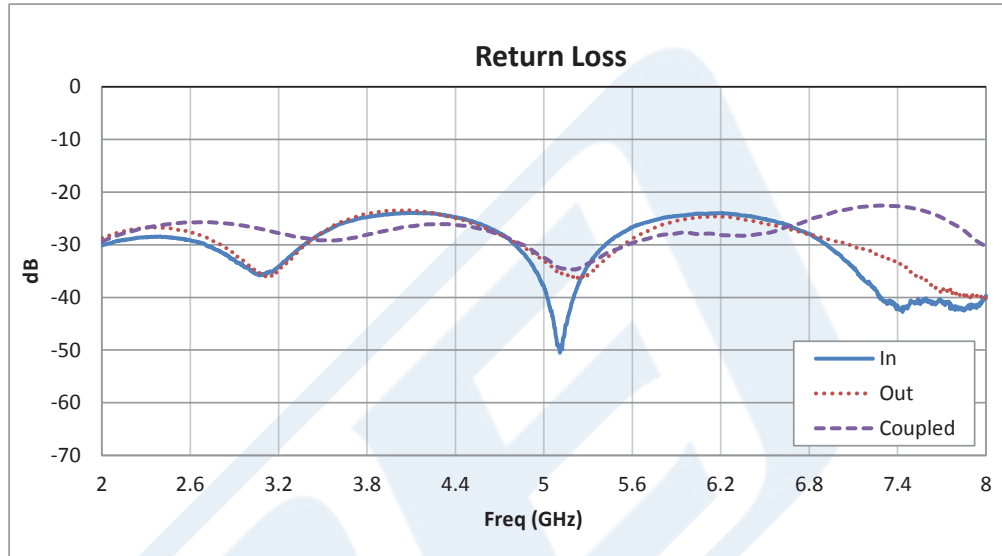
Click the following link (or enter part number in "SEARCH" on website) to obtain additional part information including price, inventory and certifications: [Directional 10 dB SMA Coupler From 2 GHz to 8 GHz Rated to 50 Watts PE2210-10](#)



Directional 10 dB SMA Coupler From 2 GHz to 8 GHz Rated to 50 Watts

Couplers Technical Data Sheet

PE2210-10



Click the following link (or enter part number in "SEARCH" on website) to obtain additional part information including price, inventory and certifications: [Directional 10 dB SMA Coupler From 2 GHz to 8 GHz Rated to 50 Watts PE2210-10](#)



Directional 10 dB SMA Coupler From 2 GHz to 8 GHz Rated to 50 Watts

Couplers Technical Data Sheet

PE2210-10

Directional 10 dB SMA Coupler From 2 GHz to 8 GHz Rated to 50 Watts from Pasternack Enterprises has same day shipment for domestic and International orders. Our RF, microwave and millimeter wave products maintain a 99% availability and are part of the broadest selection in the industry.

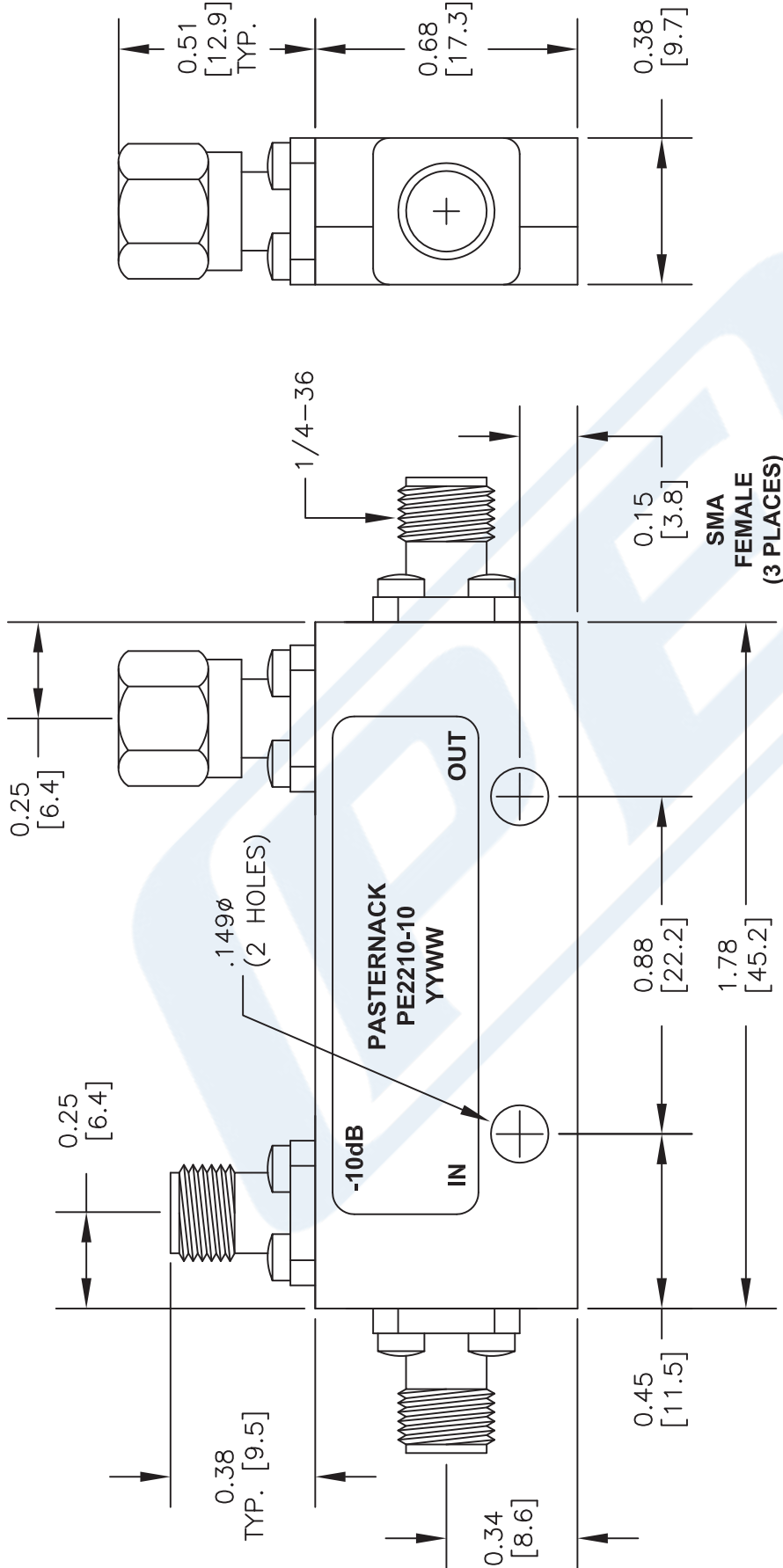
Click the following link (or enter part number in "SEARCH" on website) to obtain additional part information including price, inventory and certifications: [Directional 10 dB SMA Coupler From 2 GHz to 8 GHz Rated to 50 Watts PE2210-10](http://www.pasternack.com/directional-10-db-sma-coupler-2-8-ghz-50-watts-pe2210-10-p.aspx)

URL: <http://www.pasternack.com/directional-10-db-sma-coupler-2-8-ghz-50-watts-pe2210-10-p.aspx>

The information contained in this document is accurate to the best of our knowledge and representative of the part described herein. It may be necessary to make modifications to the part and/or the documentation of the part, in order to implement improvements. Pasternack reserves the right to make such changes as required. Unless otherwise stated, all specifications are nominal. Pasternack does not make any representation or warranty regarding the suitability of the part described herein for any particular purpose, and Pasternack does not assume any liability arising out of the use of any part or documentation.

PE2210-10 CAD Drawing

Directional 10 dB SMA Coupler From 2 GHz to 8 GHz Rated to 50 Watts



STANDARD TOLERANCES
 .X ±0.2
 .XX ±0.1
 .XXX ±0.05

*STANDARD TOLERANCES APPLY ONLY TO DIMENSIONS IN INCHES

NOTES:
 1. UNLESS OTHERWISE SPECIFIED ALL DIMENSIONS ARE NOMINAL.
 2. ALL SPECIFICATIONS ARE SUBJECT TO CHANGE WITHOUT NOTICE AT ANY TIME.
 3. DIMENSIONS ARE IN INCHES [mm].

DWG TITLE
PE2210-10

FSCM NO. 53919

CAD FILE 033016

SCALE N/A

SIZE A

3045

(PE) PASTERNAK®
 THE ENGINEER'S RF SOURCE
 Pasternack Enterprises, Inc.
 P.O. Box 16759 | Irvine | CA | 92623
 Phone: (949) 261-1920 | Fax: (949) 261-7451
 Website: www.pasternack.com | E-Mail: sales@pasternack.com