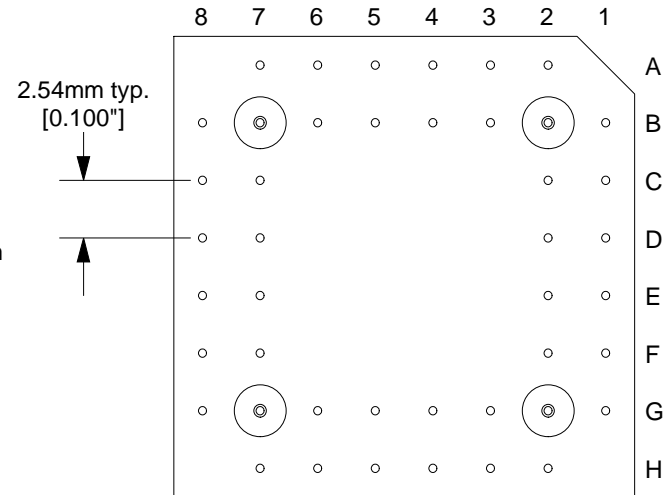
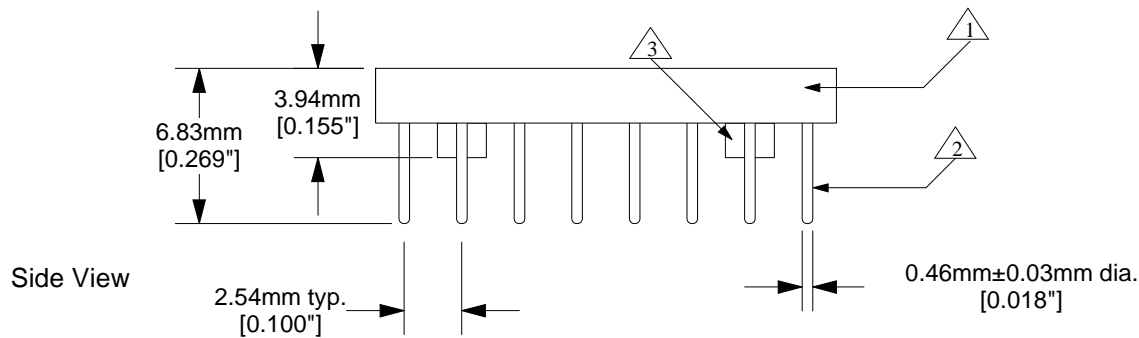


Top View



Bottom View




Side View

- △1 Substrate: 0.095"±0.007" FR4/G10 or equivalent high temp material. 1/2 oz. Cu clad. SnPb plating
- △2 Pins: Material- Brass Alloy 360 1/2 hard; finish- 10µ" Au over 50µ" Ni (min.).
- △3 Stand-off: material- Teflon; 0.085" Dia; 0.060" thick.

Description: Package Converter

44 pin QFP (1mm pitch) land pattern to pins on 2.54mm centers. Mapping is specific for the Micro Power Systems MP7611AE.

	<b>PC-QFP/PGA-7611-S-01 Drawing</b>	Status: Released	Scale: 3:1	Rev:A
	© 2000 IRONWOOD ELECTRONICS, INC. PO BOX 21151 ST. PAUL, MN 55121 Tele: (651) 452-8100 www.ironwoodelectronics.com	Drawing: J Cramer		Date: 6/16/00
		File: PC-QFP/PGA-7611-S-01 Dwg.mcd		Modified:

All tolerances: ±0.005" (unless stated otherwise). Materials and specifications are subject to change without notice.