

## Contact insert module - HC-M-17-CT-M - 1414356

Please be informed that the data shown in this PDF Document is generated from our Online Catalog. Please find the complete data in the user's documentation. Our General Terms of Use for Downloads are valid (<http://phoenixcontact.com/download>)



Contact insert module, Number of positions: 17, Pin, Crimp connection, 160 V, 10 A, 0.14 mm<sup>2</sup> ... 2.5 mm<sup>2</sup>, Application: Signal



### Key Commercial Data

Packing unit	1 STK
Minimum order quantity	5 STK
GTIN	 4 055626 024691
GTIN	4055626024691
Weight per Piece (excluding packing)	8.000 g
Custom tariff number	85389099
Country of origin	Poland

### Technical data

#### Dimensions

Height	34 mm
Width	34.2 mm
Length	14.6 mm

#### Electrical characteristics

Note	For HEAVYCON housing type B6 to B48, HC-M-B...MF... hinged module carrier frame required, CK1,6-ED... crimp contacts, crimp contacts not supplied as standard.
Rated voltage (III/3)	160 V
Rated current	10 A
Rated surge voltage	2.5 kV

# Contact insert module - HC-M-17-CT-M - 1414356

## Technical data

### Electrical characteristics

Connection profile	17
--------------------	----

### Ambient conditions

Ambient temperature (operation)	-40 °C ... 125 °C
---------------------------------	-------------------

### Mechanical characteristics

Conductor cross section	0.14 mm <sup>2</sup> ... 2.5 mm <sup>2</sup>
Connection cross section AWG	26 ... 14
Stripping length of the individual wire	8 mm (6 (2.5 mm <sup>2</sup> ))
Insertion/withdrawal cycles	≥ 500
Minimum housing height	52 mm

### General

Series	HC-M-17
Color	light gray
Number of module slots	1
Connection method	Crimp connection
Flammability rating according to UL 94	V0
Degree of pollution	3
Overvoltage category	III
Assembly instructions	Housing height ≥ 52 mm. Plug-in connections may only be operated only when there is no load/voltage.

### Material data

Contact material	Copper alloy
Contact surface material	Ag (alternatively Au)
Contact carrier material	PC


### Standards and Regulations

Flammability rating according to UL 94	V0
--	----

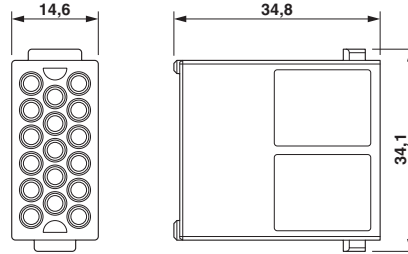
## Drawings

# Contact insert module - HC-M-17-CT-M - 1414356

Schematic diagram

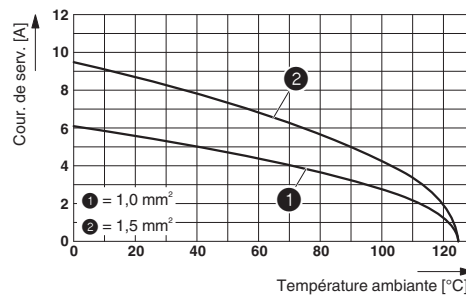


Dimensional drawing



Connector pin assignment, connection side

Diagram



Derating diagram (6 modules in HC-B 24 housing)

## Classifications

### eCl@ss

eCl@ss 5.1	27143424
eCl@ss 6.0	27143424
eCl@ss 7.0	27440205
eCl@ss 8.0	27440205
eCl@ss 9.0	27440217

### ETIM

ETIM 5.0	EC000438
ETIM 6.0	EC000438

### UNSPSC

UNSPSC 13.2	39121421
-------------	----------

## Approvals

### Approvals

# Contact insert module - HC-M-17-CT-M - 1414356


## Approvals


### Approvals


EAC / UL Recognized / CSA

### Ex Approvals

### Approval details

EAC		7500651.22.01.00246
-----	---	---------------------

UL Recognized		<a href="http://database.ul.com/cgi-bin/XYV/template/LISEXT/1FRAME/index.htm">http://database.ul.com/cgi-bin/XYV/template/LISEXT/1FRAME/index.htm</a>	E118976
mm <sup>2</sup> /AWG/kcmil		14	
Nominal current I <sub>N</sub>		14 A	
Nominal voltage U <sub>N</sub>		160 V	

CSA		<a href="http://www.csagroup.org/services/testing-and-certification/certified-product-listing/">http://www.csagroup.org/services/testing-and-certification/certified-product-listing/</a>	13631
mm <sup>2</sup> /AWG/kcmil		14	
Nominal current I <sub>N</sub>		10 A	
Nominal voltage U <sub>N</sub>		160 V	

## Accessories

Accessories

Assembly tool

## Contact insert module - HC-M-17-CT-M - 1414356

### Accessories

Contact removal tool - VC-EW 1,6 - 1884869



Contact removal tool, for turned and rolled CK- 1.6-... contacts

---

Polisher - POLISHER-POF - 1686122



Polisher, made of metal, for CK1,6-...POF contacts, POF conductor diameter: 2.2 mm

---

### Crimp contact

Crimp contact - CK1,6-ED-0,37ST AG - 1663336



Turned 1.6 crimp contact, individual male contact, core diameter 0.14 to 0.37 mm<sup>2</sup>, silver-plated

---

Crimp contact - CK1,6-ED-0,50ST AG - 1663349



Turned 1.6 crimp contact, individual male contact, core diameter 0.5 mm<sup>2</sup>, silver-plated

---

Crimp contact - CK1,6-ED-0,75ST AG - 1663352



Turned 1.6 crimp contact, individual male contact, core diameter 0.75 mm<sup>2</sup>, silver-plated

---

## Contact insert module - HC-M-17-CT-M - 1414356

### Accessories

Crimp contact - CK1,6-ED-1,00ST AG - 1663365



Turned 1.6 crimp contact, individual male contact, core diameter 0.75 to 1.00 mm<sup>2</sup>, silver-plated

---

Crimp contact - CK1,6-ED-1,50ST AG - 1663378



Turned 1.6 crimp contact, individual male contact, core diameter 1.5 mm<sup>2</sup>, silver-plated

---

Crimp contact - CK1,6-ED-2,50ST AG - 1663381



Turned 1.6 crimp contact, individual male contact, core diameter 2.5 mm<sup>2</sup>, silver-plated

---

Crimp contact - CK1,6-ED-0,37ST AU - 1674901



Turned 1.6 crimp contact, individual male contact, core diameter 0.14 to 0.37 mm<sup>2</sup>, gold-plated

---

Crimp contact - CK1,6-ED-0,50ST AU - 1672453



Turned 1.6 crimp contact, individual male contact, core diameter 0.5 mm<sup>2</sup>, gold-plated

---

## Contact insert module - HC-M-17-CT-M - 1414356

### Accessories

Crimp contact - CK1,6-ED-0,75ST AU - 1674914



Turned 1.6 crimp contact, individual male contact, core diameter 0.75 mm<sup>2</sup>, gold-plated

---

Crimp contact - CK1,6-ED-1,00ST AU - 1674888



Turned 1.6 crimp contact, individual male contact, core diameter 0.75 to 1.00 mm<sup>2</sup>, gold-plated

---

Crimp contact - CK1,6-ED-1,50ST AU - 1674875



Turned 1.6 crimp contact, individual male contact, core diameter 1.5 mm<sup>2</sup>, gold-plated

---

Crimp contact - CK1,6-ED-2,50ST AU - 1674927



Turned 1.6 crimp contact, individual male contact, core diameter 2.5 mm<sup>2</sup>, gold-plated

---

### Crimping tool

Crimping pliers - CRIMPFOX-1,6/2,5-ED-4,0 - 1687419



Crimping pliers, for turned contacts, CK 1.6 ED... and CK 2.5 ED...

---

## Contact insert module - HC-M-17-CT-M - 1414356

### Accessories

Crimping pliers - CRIMPFOX-1,6-ED-POF-N - 1584839



Crimping pliers for turned fiber optics contacts CK1,6-ED...POF

---

### Fiber optics contact

Male contact - CK1,6-ED-ST-POF - 1884995



POF fiber optic pin contact, turned, for contact carriers (HC-DD...I-CT... / HC-M-12-MOD... / HC-M-17-MOD...) of CK1,6-ED... contacts

---

### Module carrier frame

Module carrier frame - HC-M-B06-MF-B - 1417398



Module carrier frame, Size: B6, Type: for the panel mounting side (a, b, c, ...), 4 mm<sup>2</sup> ... 6 mm<sup>2</sup>, Application: Module carrier frame

---

Module carrier frame - HC-M-B10-MF-B - 1417399



Module carrier frame, Size: B10, Type: for the panel mounting side (a, b, c, ...), 4 mm<sup>2</sup> ... 6 mm<sup>2</sup>, Application: Module carrier frame

---

Module carrier frame - HC-M-B16-MF-B - 1417400



Module carrier frame, Size: B16, Type: for the panel mounting side (a, b, c, ...), 4 mm<sup>2</sup> ... 6 mm<sup>2</sup>, Application: Module carrier frame



## Contact insert module - HC-M-17-CT-M - 1414356

### Accessories

---

#### Module carrier frame - HC-M-B24-MF-B - 1417402



Module carrier frame, Size: B24, Type: for the panel mounting side (a, b, c, ...), 4 mm<sup>2</sup> ... 6 mm<sup>2</sup>, Application: Module carrier frame

---

#### Module carrier frame - HC-M-B06-MF-H - 1417403



Module carrier frame, Size: B6, Type: for the sleeve side (A, B, C, ...), 4 mm<sup>2</sup> ... 6 mm<sup>2</sup>, Application: Module carrier frame

---

#### Module carrier frame - HC-M-B10-MF-H - 1417404



Module carrier frame, Size: B10, Type: for the sleeve side (A, B, C, ...), 4 mm<sup>2</sup> ... 6 mm<sup>2</sup>, Application: Module carrier frame

---

#### Module carrier frame - HC-M-B16-MF-H - 1417405



Module carrier frame, Size: B16, Type: for the sleeve side (A, B, C, ...), 4 mm<sup>2</sup> ... 6 mm<sup>2</sup>, Application: Module carrier frame

---

#### Module carrier frame - HC-M-B24-MF-H - 1417406



Module carrier frame, Size: B24, Type: for the sleeve side (A, B, C, ...), 4 mm<sup>2</sup> ... 6 mm<sup>2</sup>, Application: Module carrier frame

---

---

