

Ground modular terminal block - UT 6-QUATTRO/2P-PE



3060584

<https://www.phoenixcontact.com/de/produkte/3060584>

Please be informed that the data shown in this PDF document is generated from our Online Catalog. Please find the complete data in the user documentation. Our General Terms of Use for Downloads are valid.



Ground modular terminal block, The max. load current must not be exceeded by the total current of all connected conductors.

Current and voltage are determined by the plug used., number of connections: 4, connection method: Screw/plug-in connection, cross section: 0.2 mm² - 10 mm², mounting type: NS 35/7,5, NS 35/15, color: green-yellow

Commercial Data

Item number	3060584
Packing unit	50 pc
Minimum order quantity	1 pc
Sales Key	A1 - Reihenklemmen
Product Key	BE1142
Catalog Page	Page 355 (C-1-2019)
GTIN	4046356605588
Weight per Piece (including packing)	32,964 g
Weight per Piece (excluding packing)	30,9 g
Customs tariff number	85369010
Country of origin	CN

Ground modular terminal block - UT 6-QUATTRO/2P-PE



3060584

<https://www.phoenixcontact.com/de/produkte/3060584>

Technical Data

Notes

General	The max. load current must not be exceeded by the total current of all connected conductors. Current and voltage are determined by the plug used.
---------	--

Product properties

Product type	Ground terminal block
Number of connections	4
Number of rows	1

Insulation characteristics

Overvoltage category	III
Degree of pollution	3

Electrical properties

Rated surge voltage	6 kV
Maximum power dissipation for nominal condition	1.31 W

Connection data

Grounding foot	Yes
Number of connections per level	4
Nominal cross section	6 mm ²
Rated cross section AWG	8

Level 1 above 1 below 1

Screw thread	M4
Note	Please observe the current carrying capacity of the DIN rails.
Tightening torque	1.5 ... 1.8 Nm
Stripping length	10 mm
Internal cylindrical gage	A5
Connection in acc. with standard	IEC 61984
Conductor cross section solid	0.2 mm ² ... 10 mm ²
Cross section AWG	24 ... 8 (converted acc. to IEC)
Conductor cross section flexible	0.2 mm ² ... 10 mm ²
Conductor cross section, flexible [AWG]	24 ... 8 (converted acc. to IEC)
Flexible conductor cross section flexible (ferrule, w/o plastic sleeve)	0.25 mm ² ... 6 mm ²
Flexible conductor cross section (ferrule with plastic sleeve)	0.25 mm ² ... 6 mm ²

Dimensions

Width	8.2 mm
End cover width	2.2 mm
Height NS 35/15	67.5 mm

Ground modular terminal block - UT 6-QUATTRO/2P-PE



3060584

<https://www.phoenixcontact.com/de/produkte/3060584>

Height NS 35/7,5	60 mm
Length	86.5 mm

Material specifications

Color	green-yellow
Flammability rating according to UL 94	V0
Insulating material group	I
Insulating material	PA
Static insulating material application in cold	-60 °C
Temperature index of insulation material (DIN EN 60216-1 (VDE 0304-21))	130 °C
Relative insulation material temperature index (Elec., UL 746 B)	130 °C
Fire protection for rail vehicles (DIN EN 45545-2) R22	HL 1 - HL 3
Fire protection for rail vehicles (DIN EN 45545-2) R23	HL 1 - HL 3
Fire protection for rail vehicles (DIN EN 45545-2) R24	HL 1 - HL 3
Fire protection for rail vehicles (DIN EN 45545-2) R26	HL 1 - HL 3
Calorimetric heat release NFPA 130 (ASTM E 1354)	28 MJ/kg
Surface flammability NFPA 130 (ASTM E 162)	passed
Specific optical density of smoke NFPA 130 (ASTM E 662)	passed
Smoke gas toxicity NFPA 130 (SMP 800C)	passed

Mechanical properties

Mechanical data

Open side panel	Yes
-----------------	-----

Environmental and real-life conditions

Ambient conditions

Ambient temperature (operation)	-60 °C ... 105 °C (max. short-term operating temperature RTI Elec.)
Ambient temperature (storage/transport)	-25 °C ... 60 °C (for a short time, not exceeding 24 h, -60 °C to +70 °C)
Ambient temperature (assembly)	-5 °C ... 70 °C
Ambient temperature (actuation)	-5 °C ... 70 °C
Permissible humidity (storage/transport)	30 % ... 70 %

Standards and regulations

Connection in acc. with standard	IEC 61984
----------------------------------	-----------

Mounting

Mounting type	NS 35/7,5
	NS 35/15

Ground modular terminal block - UT 6-QUATTRO/2P-PE

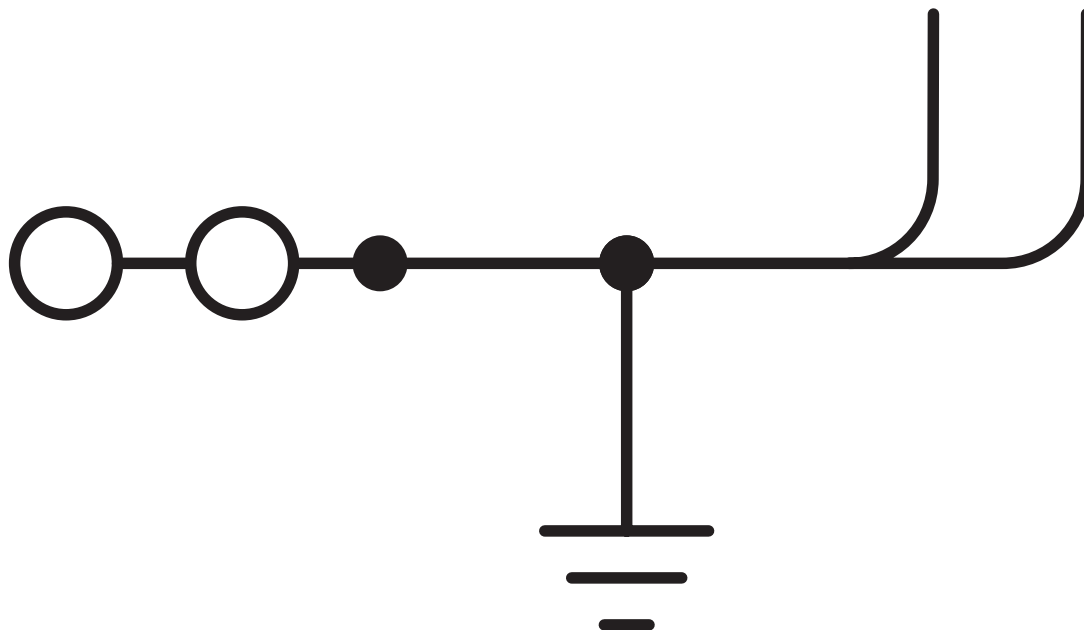


3060584

<https://www.phoenixcontact.com/de/produkte/3060584>

Drawings

Circuit diagram




Ground modular terminal block - UT 6-QUATTRO/2P-PE




3060584


<https://www.phoenixcontact.com/de/produkte/3060584>

Approvals

 CSA Approval ID: 13631				
	Nominal Voltage U_N	Nominal Current I_N	Cross Section AWG	Cross Section mm^2
			24 - 8	-

 IECEE CB Scheme Approval ID: DE1-62748				
	Nominal Voltage U_N	Nominal Current I_N	Cross Section AWG	Cross Section mm^2
	1000 V		-	0.2 - 10

 EAC Approval ID: RU C-DE.BL08.B.00534				
---	--	--	--	--

 cULus Recognized Approval ID: E60425				
	Nominal Voltage U_N	Nominal Current I_N	Cross Section AWG	Cross Section mm^2
Use group B			24 - 8	-
Use group C			24 - 8	-
Use group D			24 - 8	-

 VDE report with production monitoring Approval ID: 40034876				
	Nominal Voltage U_N	Nominal Current I_N	Cross Section AWG	Cross Section mm^2
	1000 V		-	0.2 - 10

Ground modular terminal block - UT 6-QUATTRO/2P-PE



3060584

<https://www.phoenixcontact.com/de/produkte/3060584>

Classifications

ECLASS

ECLASS-9.0	27141141
ECLASS-10.0.1	27141141
ECLASS-11.0	27141141

ETIM

ETIM 8.0	EC000901
----------	----------

UNSPSC

UNSPSC 21.0	39121400
-------------	----------

Ground modular terminal block - UT 6-QUATTRO/2P-PE



3060584

<https://www.phoenixcontact.com/de/produkte/3060584>

Environmental Product Compliance

China RoHS	Environmentally friendly use period: unlimited = EFUP-e
	No hazardous substances above threshold values

Phoenix Contact 2023 © - all rights reserved
<https://www.phoenixcontact.com>

PHOENIX CONTACT Deutschland GmbH
Flachmarktstraße 8
D-32825 Blomberg
+49 52 35/3-1 20 00
info@phoenixcontact.de