

# 30mm Selector Switch Metal Operators



Certified for  
**NEMA Type 4X**  
12 environment.

## Selector Maintained & Momentary



Other colors available upon request. Please contact Altech for further information and part numbers.

### Color

### Cat No.

#### 2 Position Maintained

■ Black	AS2-2P
---------	--------

#### 3 Position Maintained


■ Black	AS2-3P
---------	--------

#### 2 Position Momentary

■ Black	AS2-2PSR
---------	----------

## Key Selector Switch

*Keyed Alike*



To be used for applications where single or multiple operators are used, but the same key configurations are required. Standard key selector switches have the same key configuration (Cat. No. KY30).

### Function

### Key Removal

### Cat No.

#### 2 Position

Maintained		Left/Right	AK2-2PB
Momentary		Left	AK2-2POSR
Maintained		Right	AK2-2PI
Maintained		Left	AK2-2PO

#### 3 Position

Maintained		Left/Right	AK2-3PB
Maintained		Center	AK2-3PC



### Replacement Key

**KY30**

## Key Selector Switch

*Keyed Differently*



To be used for applications where multiple operators are used, but different key configurations are required. Each cat. no. have different key configurations.

### Function

### Key Removal

### Cat No.

#### 2 Position

Maintained		Left	AK2-2PO-KD
Momentary		Left	AK2-2PO-KD1
Maintained		Left	AK2-2PO-KD2
Maintained		Left	AK2-2PO-KD4
Maintained		Left	AK2-2PO-KD5

#### 3 Position

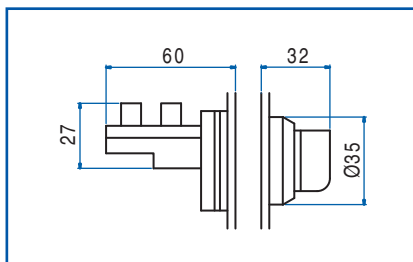
Maintained		Center	AK2-3PC-KD
Maintained		Center	AK2-3PC-KD1
Maintained		Center	AK2-3PC-KD2
Maintained		Center	AK2-3PC-KD3

## 30mm Selector Switch Metal Operators

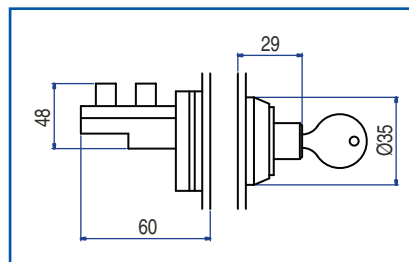
### Dimensional Drawings

All dimensions shown in millimeters.  
To convert to inches multiply by 0.03937

Flush Maintained and Momentary



Key Selector



### Contact Elements

#### Description

1 Normally Open + 1 Normally Closed  
Silver Contacts


#### Cat. No.

S11

2 Normally Open + 2 Normally Closed  
Silver Contacts

S11 + S12

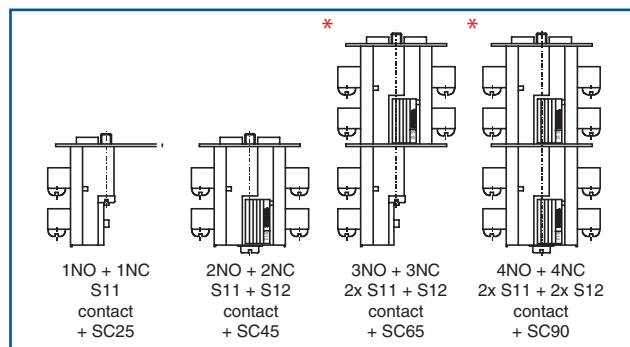
For additional contacts, see diagram at right.




#### Contact Installation Screws

Type	Dimensions	Used with
SC25	M4 x 25 mm	S11
SC45	M4 x 45 mm	S11 + S12
SC65	M4 x 65 mm	2x S11 + S12
SC90	M4 x 90 mm	2x S11 + 2x S12

\* When using more than two contact blocks, additional screws must be purchased separately (SC65 and SC90).



### Exploded Assembly View



Up to 4 contact blocks may be installed on any non-illuminated actuator. This will give the user up to 4 NO and 4 NC contacts.

# Mouser Electronics

Authorized Distributor

Click to View Pricing, Inventory, Delivery & Lifecycle Information:

[Altech:](#)

[S11](#)