

88117-7 ✓ ACTIVE


TE Internal #: 88117-7

Pin Contact, Tin, FFC, Insulation Displacement (IDC), Phosphor Bronze, Signal, -65 – 105 °C [-85 – 221 °F]

[View on TE.com >](#)



Connectors > Contacts > Connector Contacts > 2.54mm FFC Connectors Pin Contacts



Contact Type: **Pin**

Contact Mating Area Plating Material: **Tin**

Compatible With Wire & Cable Type: **FFC**

Termination Method to Wire & Cable: **Insulation Displacement (IDC)**

Contact Base Material: **Phosphor Bronze**

[All 2.54mm FFC Connectors Pin Contacts \(34\)](#)

Features

Dimensions

Accepts Conductor Width	1.27 mm[.05 in]
-------------------------	-----------------

Packaging Features

Packaging Method	Reel
------------------	------

Contact Features

PCB Contact Termination Area Plating Material	Gold Flash
---	------------

100 µin

Contact Type	Pin
--------------	-----

Contact Mating Area Plating Material	Tin
--------------------------------------	-----

Contact Base Material	Phosphor Bronze
-----------------------	-----------------

Contact Current Rating (Max)	2 A
------------------------------	-----

Configuration Features

Compatible With Wire & Cable Type	FFC
-----------------------------------	-----

Termination Features

Termination Method to Wire & Cable	Insulation Displacement (IDC)
------------------------------------	-------------------------------

Product Terminates To	Wire & Cable
-----------------------	--------------

Usage Conditions

Operating Temperature Range	-65 – 105 °C[-85 – 221 °F]
-----------------------------	----------------------------

Operation/Application

Circuit Application	Signal
---------------------	--------

Other

EU RoHS Compliance	Compliant
--------------------	-----------

EU ELV Compliance	Compliant
-------------------	-----------

Product Compliance

[For compliance documentation, visit the product page on TE.com>](#)

EU RoHS Directive 2011/65/EU	Compliant
------------------------------	-----------

EU ELV Directive 2000/53/EC	Compliant
-----------------------------	-----------

China RoHS 2 Directive MIIT Order No 32, 2016	No Restricted Materials Above Threshold
---	---

EU REACH Regulation (EC) No. 1907/2006	Current ECHA Candidate List: JUNE 2024 (241) Candidate List Declared Against: JUNE 2024 (241) Does not contain REACH SVHC
--	---

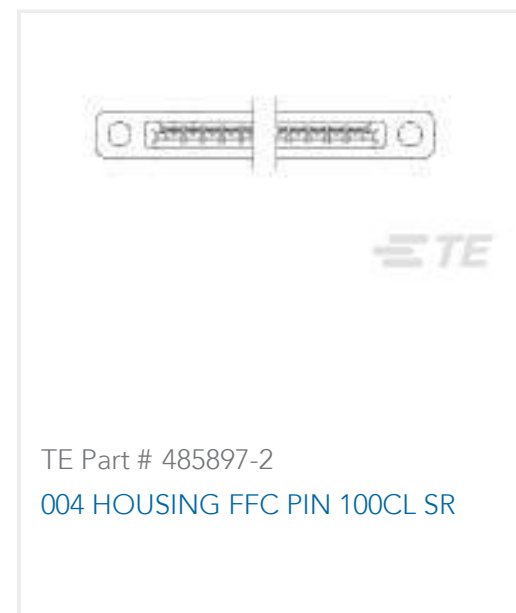

Halogen Content	Low Halogen - Br, Cl, F, I < 900 ppm per homogenous material. Also BFR/CFR/PVC Free
-----------------	---

Solder Process Capability	Reflow solder capable to 260°C
---------------------------	--------------------------------

Product Compliance Disclaimer

This information is provided based on reasonable inquiry of our suppliers and represents our current actual knowledge based on the information they provided. This information is subject to change. The part numbers that TE has identified as EU RoHS compliant have a maximum concentration of 0.1% by weight in homogenous materials for lead, hexavalent chromium, mercury, PBB, PBDE, DBP, BBP, DEHP, DIBP, and 0.01% for cadmium, or qualify for an exemption to these limits as defined in the Annexes of Directive 2011/65/EU (RoHS2). Finished electrical and electronic equipment products will be CE marked as required by Directive 2011/65/EU. Components may not be CE marked. Additionally, the part numbers that TE has identified as EU ELV compliant have a maximum concentration of 0.1% by weight in homogenous materials for lead, hexavalent chromium, and mercury, and 0.01% for cadmium, or qualify for an exemption to these limits as defined in the Annexes of Directive 2000/53/EC (ELV). Regarding the REACH Regulation, the information TE provides on SVHC in articles for this part number is based on the latest European Chemicals Agency (ECHA) 'Guidance on requirements for substances in articles' posted at this URL: <https://echa.europa.eu/guidance-documents/guidance-on-reach>

Compatible Parts



Customers Also Bought



Documents

Product Drawings

[FFC,PIN CONTACT,.025" SQ](#)

English

CAD Files

Customer View Model

[ENG_CVM_CVM_88117-7_AZ.2d_dxf.zip](#)

English

[3D PDF](#)

3D

Customer View Model

[ENG_CVM_CVM_88117-7_AZ.3d_igs.zip](#)

English

Customer View Model

[ENG_CVM_CVM_88117-7_AZ.3d_stp.zip](#)

English

By downloading the CAD file I accept and agree to the [Terms and Conditions](#) of use.

Product Specifications

[Application Specification](#)

English

[Application Specification](#)

English

Instruction Sheets

[Instruction Sheet \(U.S.\)](#)

English

88117-7

Pin Contact, Tin, FFC, Insulation Displacement (IDC), Phosphor Bronze, Signal, -65 – 105 °C [-85 – 221 °F]

