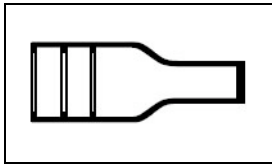


202D132-3/42-0 Product Details
[Share](#) [Print](#) [Email](#)

202D132-3/42-0

 TE Internal Number: 808980-000
 Active

Molded Parts

Always EU RoHS/ELV Compliant (Statement of Compliance)

Product Highlights:

- Molded Part Type = Molded Boot
- Family Name = 202D1
- Straight
- General Purpose Application
- Entry Size, Braided or Magneform Adapter = 6, 7, 8, 9, 10

[View all Features](#)
Quick Links

- ▶ Pricing & Availability
- ▶ Search for Tooling
- ▶ Product Feature Selector
- ▶ Contact Us About This Product

[Add to My Part List](#) [Request Sample](#) [Find Similar Products](#) [Buy Product](#)
Documentation & Additional Information
Product Drawings:

- Boot, Straight, with Lips (PDF, English)

Catalog Pages/Data Sheets:

- None Available

Product Specifications:

- None Available

Application Specifications:

- None Available

Instruction Sheets:

- None Available

CAD Files:

- None Available

Additional Information:

- Product Line Information

Related Products:

- Tooling

[List all Documents](#)
Product Features (Please use the Product Drawing for all design activity)
Product Type Features:

- Molded Part Type = Molded Boot
- Family Name = 202D1
- Angle = Straight
- Adhesive Description = General Purpose Pre-Coat Adhesive
- Size = 32

Mechanical Attachment:

- Adhesive Pre-Coating = With

Dimensions:

- Adapter Entry Size Outside Diameter (Min-Max) (mm [in]) = 14.20 - 28.40 [0.559 - 1.118]
- Cable Diameter Range (mm [in]) = 6.60 - 14.70 [0.260 - 0.579]

Body Features:

- Material = Semi rigid Modified Polyolefin

Housing Features:

- Entry Size, Braided or Magneform Adapter = 6, 7, 8, 9, 10
- Entry Size, Tinel-Lock Adapter = 5, 6, 7, 8, 10, 12
- Entry Size - Solid or Fixed Adapter = 4 - 6
- Entry Size - Spin Coupling Adapter = 6 - 12
- Material Systems Code = 10

Configuration Features:

- Material Code = 3

Industry Standards:

- Government/Industry Qualification = No
- Approved Standards = AS 85049, DEF Std 59-97 Issue 3 Type DA, MIL-I-81765/1 Class I, UL224 E85831
- RoHS/ELV Compliance = RoHS compliant, ELV compliant
- Lead Free Solder Processes = Not relevant for lead free process
- RoHS/ELV Compliance History = Always was RoHS compliant

Environmental:

- Operating Temperature (°C) = -20 - +60

Operation/Application:

- Application = General Purpose

Purchasing Information:

- Adhesive Code = 42

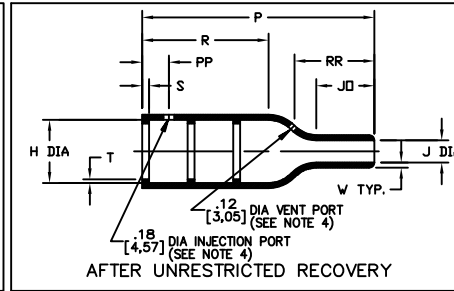
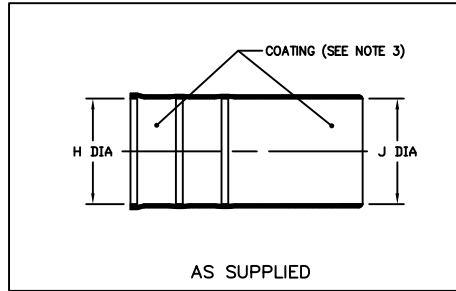
Other:

- Brand = Raychem

Corporate Information
[About TE](#)
[Investors](#)
[News Room](#)
Quick Links
[Distributor Inventory](#)
[Product Cross Reference](#)
[Documents & Drawings](#)
Customer Support
[Email or Chat With Us](#)
[Find a Phone Number](#)
[Knowledge Base](#)

NOTES

- All dimensions are in $\frac{\text{inches}}{\text{millimeters}}$
- Dimensions appearing in table are as follows:
 - a - As Supplied
 - b - After Unrestricted Recovery
- Coating is optional. As supplied dimensions appearing in table are for uncoated parts. When coating is added, entry diameters will be reduced by .06 max.
- Molding parts are optional. When -00 modification number is specified molding ports will be located as shown.
- On sizes 202D121 thru 202D153 parts only have 2 lips.



DIMENSIONING AND TOLERANCING PER ASME Y14.5M (ISO STANDARDS)

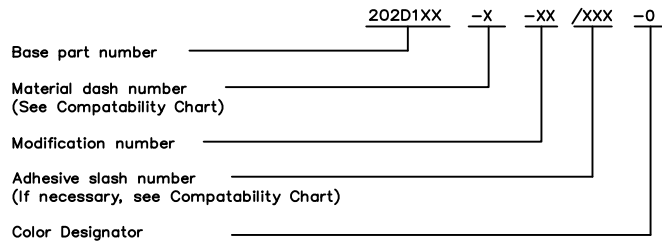
REVISIONS

LTR	DESCRIPTION	DATE
Z	REVISED PER ECO-12-007619	04/20/2012

TABLE OF DIMENSIONS

PART NUMBER	H		J			P	R	S	T	JO	W	PP	RR
	Min a	Max b	Min -3,-4, -6,-8,-25 a	Min -5,-12, -100 a	Max b	±10% b	Ref b	Ref b	Ref b	±10% b	±20% b	±10% b	±10% b
202D121	.92 [23,3]	.41 [10,5]	.92 [23,3]	.49 [12,4]	.22 [5,6]	1.50 [38,1]	.83 [21,1]	.12 [3,0]	.04 [1,0]	.40 [10,2]	.07 [1,78]	.60 [15,2]	N/A
202D132	1.12 [28,4]	.56 [14,3]	1.12 [28,4]	.58 [14,7]	.26 [6,6]	2.16 [54,9]	1.09 [27,7]	.12 [3,0]	.04 [1,0]	.65 [16,5]	.07 [1,78]	.60 [15,2]	.85 [21,6]
202D142	1.22 [31,0]	.70 [17,8]	1.22 [31,0]	.63 [16,0]	.28 [7,2]	2.63 [66,8]	1.39 [35,3]	.12 [3,0]	.04 [1,0]	.70 [17,8]	.08 [2,03]	.60 [15,2]	.96 [24,5]
202D153	1.42 [36,0]	.88 [22,4]	1.42 [36,0]	.73 [18,5]	.33 [8,4]	3.15 [80,0]	1.63 [41,4]	.12 [3,0]	.04 [1,0]	.82 [20,8]	.08 [2,03]	.60 [15,2]	1.17 [29,7]
202D163	1.68 [42,7]	1.11 [28,2]	1.68 [42,7]	.87 [22,0]	.39 [9,9]	4.08 [103,6]	2.22 [56,4]	.12 [3,0]	.065 [1,65]	.97 [24,6]	.09 [2,29]	.60 [15,2]	1.44 [36,7]
202D174	2.04 [51,8]	1.38 [35,1]	2.04 [51,8]	1.39 [35,3]	.62 [15,8]	5.13 [130,3]	2.54 [64,5]	.12 [3,0]	.065 [1,65]	1.56 [39,6]	.13 [3,3]	.60 [15,2]	2.12 [53,8]
202D185	2.60 [66,0]	1.75 [44,5]	2.60 [66,0]	2.60 [66,0]	.80 [20,4]	6.50 [165,1]	3.31 [84,1]	.12 [3,0]	.08 [2,0]	1.90 [48,3]	.16 [4,06]	.60 [15,2]	2.59 [65,6]
202D196	3.22 [81,7]	2.27 [57,6]	3.22 [81,7]	2.25 [57,1]	1.00 [25,4]	7.00 [177,8]	3.75 [95,3]	.12 [3,0]	.08 [2,0]	1.88 [47,8]	.16 [4,06]	.60 [15,2]	2.64 [67,1]

ORDERING INFORMATION



If this document is printed it becomes uncontrolled. Check for the latest revision

COMPATABILITY CHART

*VITON is a Registered Trademark of Dupont

MATERIAL DASH NO.	MATERIAL DESCRIPTION	RT SPEC	COATING SLASH NO.	COATING S NO.	COATING DESCRIPTION
-3	Polyolefin, Semi-rigid	RT-301	/42;/86;/180	S-1017;S-1048;S-1030	Adhesive
-4	Polyolefin, Flexible	RT-1304	/42;/86;/180	S-1017;S-1048;S-1030	Adhesive
-5	Elastomer, Flexible	RT-501	/42;/86	S-1017;S-1048	Adhesive
-6	Silicone	RT-602	N/A		
-8	Polyolefin, Space	RT-1308	N/A		
-12	*VITON, Flexible	RT-1312	N/A		
-25	Elastomer, Fluid Resistant	RT-1325	/42;/86	S-1017;S-1048	Adhesive
-100	Polyolefin, Semi-flexible ZEROFLOW	RT-1323	/86;/180	S-1048;S-1030	Adhesive

Raychem Molded Parts
CUSTOMER DRAWING

THIS DRAWING AND THE INFORMATION SET FORTH HEREON ARE THE PROPERTY OF TYCO ELECTRONICS CORPORATION, AND ARE TO BE HELD IN TRUST AND CONFIDENCE. PUBLICATION, DUPLICATION, DISCLOSURE OR USE FOR ANY PURPOSE NOT EXPRESSLY AUTHORIZED IN WRITING BY TYCO ELECTRONICS CORPORATION IS PROHIBITED.

UNLESS OTHERWISE SPECIFIED DIMENSIONS ARE METRIC AND INCHES ARE IN BRACKETS. DECIMAL TOLERANCES XXX ± 0.13 (.005) XX ± 0.25 (.01) X ± 0.50 (.10) ANGLE TOLERANCE .X ± 1 DEG.	DRAWN M Mazariegos 4/10/12	APPROVED D.Hurrell 4/17/11	 TE Connectivity
	RPN	TITLE BOOT, STRAIGHT, WITH LIPS	
CAD FILE: 202D121THRU196_CD	THIRD ANGLE PROJECTION	SIZE B	CODE IDENT. NO. 06090
TYCO ELECTRONICS RESERVES THE RIGHT TO AMEND THIS DRAWING AT ANY TIME. USERS SHOULD EVALUATE THE SUITABILITY OF THE PRODUCT FOR THEIR APPLICATION. © 2012 Tyco Electronics Corporation. All rights reserved.	DWG. NO. 202D121THRU196	DO NOT SCALE THIS DRAWING	
		SHEET 1 OF 1	