

Contact insert - HC-A10-I-UT-F - 1585304

Please be informed that the data shown in this PDF Document is generated from our Online Catalog. Please find the complete data in the user's documentation. Our General Terms of Use for Downloads are valid (<http://phoenixcontact.com/download>)



HEAVYCON female insert, A10 series, 10-pos., screw connection

Why buy this product

- can be coded with plastic coding profile (order number 1410916)
- for a test pin 2 mm in diameter

Key Commercial Data

Packing unit	1 STK
GTIN	
GTIN	4046356285032

Technical data

General

Note	for housing HC-D15
Connection method	Screw connection
Tightening torque	0.5 Nm
Screwdriver blade	0.5 x 3.5 mm
Number of connections per position	1
Degree of pollution	3
Overvoltage category	III
Number of positions	10+PE
Insertion/withdrawal cycles	≥ 500
Size	D15
Contact numbering	1 - 10
Conductor cross section	0.5 mm ² ... 2.5 mm ² (applies to stranded conductors with ferrules)
Connection cross section AWG	20 ... 14
Stripping length of the individual wire	7 mm

Contact insert - HC-A10-I-UT-F - 1585304

Technical data

General

Assembly instructions	Connectors may be operated only when there is no load/voltage.
-----------------------	--

Ambient conditions

Ambient temperature (operation)	-40 °C ... 125 °C (including heating up of contacts)
---------------------------------	--

Material data

Contact material	Copper alloy
Contact surface material	Ag
Contact carrier material	PC

Electrical characteristics

Rated voltage (III/3)	250 V
Rated surge voltage	4 kV
	4 kV
Rated current	20 A

Standards and Regulations

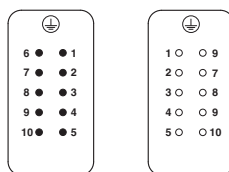
Flammability rating according to UL 94	V0
--	----

Environmental Product Compliance

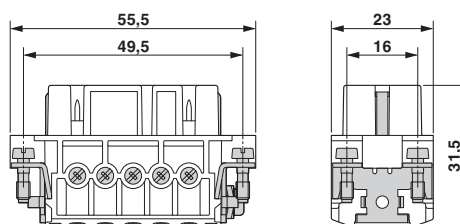
REACH SVHC	Lead 7439-92-1
China RoHS	Environmentally Friendly Use Period = 50
	For details about hazardous substances go to tab "Downloads", Category "Manufacturer's declaration"

Drawings

Schematic diagram



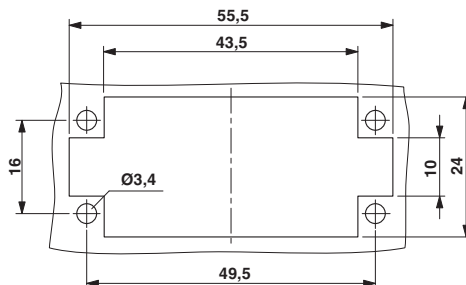
Dimensional drawing



Pin assignment, connection side, pin left, socket Female insert right

Contact insert - HC-A10-I-UT-F - 1585304

Dimensional drawing



Mounting cutout when used without housing

Approvals

Approvals

Approvals

GL / UL Recognized / CSA / EAC

Ex Approvals

Approval details

GL		http://exchange.dnv.com/tari/	6196614 HH
----	--	---	------------

UL Recognized		http://database.ul.com/cgi-bin/XYV/template/LISEXT/1FRAME/index.htm	E118976
Nominal voltage UN	600 V		
Nominal current IN	19 A		
mm ² /AWG/kcmil	14		

CSA		http://www.csagroup.org/services-industries/product-listing/	13631
Nominal voltage UN	600 V		
Nominal current IN	15 A		

Contact insert - HC-A10-I-UT-F - 1585304

Approvals

mm ² /AWG/kcmil	14

EAC		RU C- DE.AI30.B.01102
-----	---	--------------------------

Phoenix Contact 2018 © - all rights reserved
<http://www.phoenixcontact.com>

PHOENIX CONTACT GmbH & Co. KG
Flachsmarktstr. 8
32825 Blomberg
Germany
Tel. +49 5235 300
Fax +49 5235 3 41200
<http://www.phoenixcontact.com>