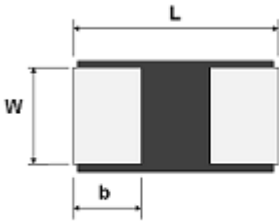


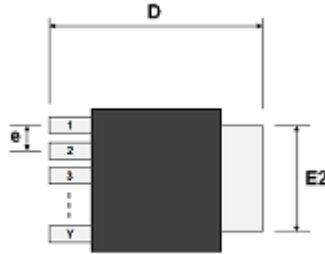
## Adapter Selection Guide

Matching millions of ICs  
to over 550 off-the-shelf  
SMT adapter boards

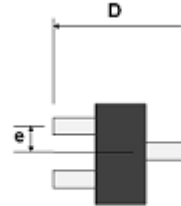
Discrete Chip  
(Page 2)



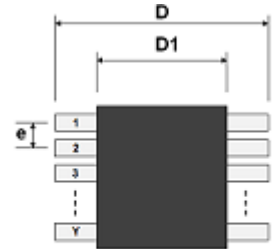
Single Leaded with Tab  
(Page 3)



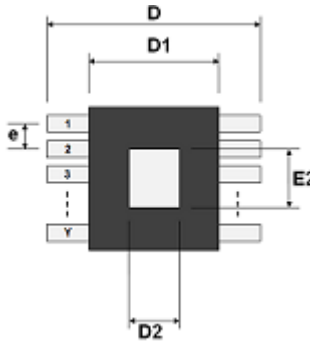
Dual Leaded 3 Pin  
(Page 4)



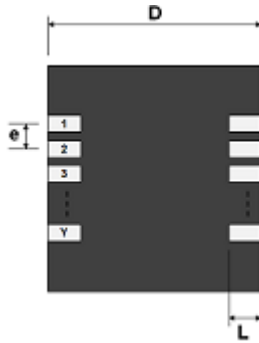
Dual Leaded  
(Page 5-8)



Dual Leaded with Center Pad  
(Page 9)



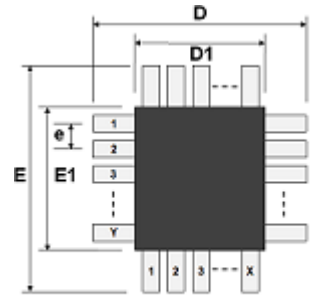
Dual Flat  
(Page 10)




Dual Flat with Center Pad  
(Page 11-12)



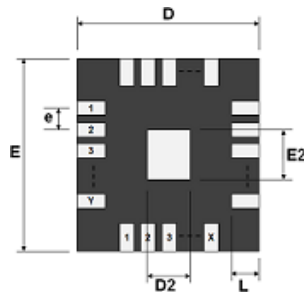
Quad Leaded  
(Page 13-14)



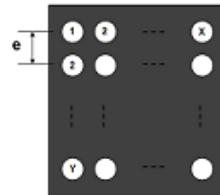
Quad Flat  
(Page 15-16)



Quad Flat with Center Pad  
(Page 17-18)

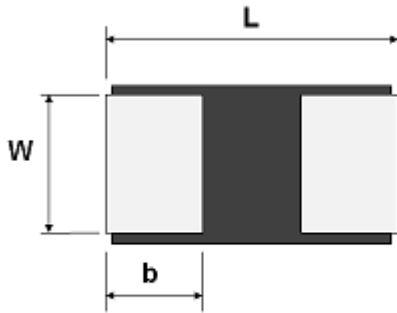


Ball Grid Array  
(Page 19)



## Discrete Chip

## Matching Instructions:

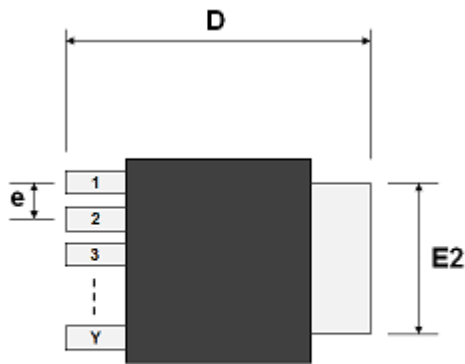


- Find the matching package size.
- Part numbers ending in **S** have a backside silkscreen area for writing the part value. Part numbers ending in **T** are more compact and do not have a silkscreen writing area.
- Click the datasheet link to check full dimensions.
- Click the image link to see a photograph of the adapter.

Package Size	Pin Tip-to-Tip Length	Part Number	Datasheet	Image
0402	0.25 to 1.55 mm	DC0402S	<a href="#">DC0402S.pdf</a>	<a href="#">DC0402S.jpg</a>
0402	0.25 to 1.55 mm	DC0402T	<a href="#">DC0402T.pdf</a>	<a href="#">DC0402T.jpg</a>
0603	0.7 to 2.5 mm	DC0603S	<a href="#">DC0603S.pdf</a>	<a href="#">DC0603S.jpg</a>
0603	0.7 to 2.5 mm	DC0603T	<a href="#">DC0603T.pdf</a>	<a href="#">DC0603T.jpg</a>
0805	1.05 to 2.95 mm	DC0805S	<a href="#">DC0805S.pdf</a>	<a href="#">DC0805S.jpg</a>
0805	1.05 to 2.95 mm	DC0805T	<a href="#">DC0805T.pdf</a>	<a href="#">DC0805T.jpg</a>
1206	2.05 to 4.15 mm	DC1206S	<a href="#">DC1206S.pdf</a>	<a href="#">DC1206S.jpg</a>
1206	2.05 to 4.15 mm	DC1206T	<a href="#">DC1206T.pdf</a>	<a href="#">DC1206T.jpg</a>
1210	1.9 to 4.1 mm	DC1210S	<a href="#">DC1210S.pdf</a>	<a href="#">DC1210S.jpg</a>
1210	1.9 to 4.1 mm	DC1210T	<a href="#">DC1210T.pdf</a>	<a href="#">DC1210T.jpg</a>
1411	1.1 to 4.7 mm	DC1411S	<a href="#">DC1411S.pdf</a>	<a href="#">DC1411S.jpg</a>
1411	1.1 to 4.7 mm	DC1411T	<a href="#">DC1411T.pdf</a>	<a href="#">DC1411T.jpg</a>
1813	2.7 to 5.5 mm	DC1813S	<a href="#">DC1813S.pdf</a>	<a href="#">DC1813S.jpg</a>
1813	2.7 to 5.5 mm	DC1813T	<a href="#">DC1813T.pdf</a>	<a href="#">DC1813T.jpg</a>
2010	3.45 to 5.95 mm	DC2010S	<a href="#">DC2010S.pdf</a>	<a href="#">DC2010S.jpg</a>
2010	3.45 to 5.95 mm	DC2010T	<a href="#">DC2010T.pdf</a>	<a href="#">DC2010T.jpg</a>
2220	3.75 to 6.85 mm	DC2220S	<a href="#">DC2220S.pdf</a>	<a href="#">DC2220S.jpg</a>
2220	3.75 to 6.85 mm	DC2220T	<a href="#">DC2220T.pdf</a>	<a href="#">DC2220T.jpg</a>
2413	2.6 to 7.1 mm	DC2413S	<a href="#">DC2413S.pdf</a>	<a href="#">DC2413S.jpg</a>
2413	2.6 to 7.1 mm	DC2413T	<a href="#">DC2413T.pdf</a>	<a href="#">DC2413T.jpg</a>
2512	4.85 to 7.35 mm	DC2512S	<a href="#">DC2512S.pdf</a>	<a href="#">DC2512S.jpg</a>
2512	4.85 to 7.35 mm	DC2512T	<a href="#">DC2512T.pdf</a>	<a href="#">DC2512T.jpg</a>
2917	4.15 to 8.25 mm	DC2917S	<a href="#">DC2917S.pdf</a>	<a href="#">DC2917S.jpg</a>
2917	4.15 to 8.25 mm	DC2917T	<a href="#">DC2917T.pdf</a>	<a href="#">DC2917T.jpg</a>
2924	3.85 to 8.55 mm	DC2924S	<a href="#">DC2924S.pdf</a>	<a href="#">DC2924S.jpg</a>
2924	3.85 to 8.55 mm	DC2924T	<a href="#">DC2924T.pdf</a>	<a href="#">DC2924T.jpg</a>

## Single Leaded with Tab

## Matching Instructions:

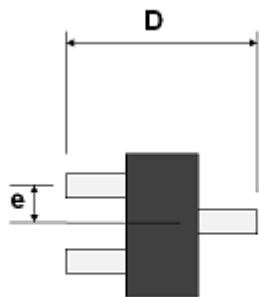


- First match the pin pitch (**e**).
- Match the pin count, or select the closest larger pin count.
- Click the datasheet link to check full dimensions.
- Click the image link to see a photograph of the adapter.

Pin Pitch (e)	Pin Count	Common Name(s)	Part Number	Datasheet	Image
0.3	25	FPC/FFC / Dual Row Offset	FPC030P025	<a href="#">FPC030P025.pdf</a>	<a href="#">FPC030P025.jpg</a>
0.3	45	FPC/FFC / Dual Row Offset	FPC030P045	<a href="#">FPC030P045.pdf</a>	<a href="#">FPC030P045.jpg</a>
0.3	71	FPC/FFC / Dual Row Offset	FPC030P071	<a href="#">FPC030P071.pdf</a>	<a href="#">FPC030P071.jpg</a>
0.4	10	FPC/FFC Connector	FPC040P010	<a href="#">FPC040P010.pdf</a>	<a href="#">FPC040P010.jpg</a>
0.4	20	FPC/FFC Connector	FPC040P020	<a href="#">FPC040P020.pdf</a>	<a href="#">FPC040P020.jpg</a>
0.4	30	FPC/FFC Connector	FPC040P030	<a href="#">FPC040P030.pdf</a>	<a href="#">FPC040P030.jpg</a>
0.4	40	FPC/FFC Connector	FPC040P040	<a href="#">FPC040P040.pdf</a>	<a href="#">FPC040P040.jpg</a>
0.4	50	FPC/FFC Connector	FPC040P050	<a href="#">FPC040P050.pdf</a>	<a href="#">FPC040P050.jpg</a>
0.4	60	FPC/FFC Connector	FPC040P060	<a href="#">FPC040P060.pdf</a>	<a href="#">FPC040P060.jpg</a>
0.4	70	FPC/FFC Connector	FPC040P070	<a href="#">FPC040P070.pdf</a>	<a href="#">FPC040P070.jpg</a>
0.4	80	FPC/FFC Connector	FPC040P080	<a href="#">FPC040P080.pdf</a>	<a href="#">FPC040P080.jpg</a>
0.4	90	FPC/FFC Connector	FPC040P090	<a href="#">FPC040P090.pdf</a>	<a href="#">FPC040P090.jpg</a>
0.5	10	FPC/FFC Connector	FPC050P010	<a href="#">FPC050P010.pdf</a>	<a href="#">FPC050P010.jpg</a>
0.5	20	FPC/FFC Connector	FPC050P020	<a href="#">FPC050P020.pdf</a>	<a href="#">FPC050P020.jpg</a>
0.5	30	FPC/FFC Connector	FPC050P030	<a href="#">FPC050P030.pdf</a>	<a href="#">FPC050P030.jpg</a>
0.5	40	FPC/FFC Connector	FPC050P040	<a href="#">FPC050P040.pdf</a>	<a href="#">FPC050P040.jpg</a>
0.5	50	FPC/FFC Connector	FPC050P050	<a href="#">FPC050P050.pdf</a>	<a href="#">FPC050P050.jpg</a>
0.5	60	FPC/FFC Connector	FPC050P060	<a href="#">FPC050P060.pdf</a>	<a href="#">FPC050P060.jpg</a>
0.5	70	FPC/FFC Connector	FPC050P070	<a href="#">FPC050P070.pdf</a>	<a href="#">FPC050P070.jpg</a>
0.8	10	FPC/FFC Connector	FPC080P010	<a href="#">FPC080P010.pdf</a>	<a href="#">FPC080P010.jpg</a>
0.8	20	FPC/FFC Connector	FPC080P020	<a href="#">FPC080P020.pdf</a>	<a href="#">FPC080P020.jpg</a>
0.8	30	FPC/FFC Connector	FPC080P030	<a href="#">FPC080P030.pdf</a>	<a href="#">FPC080P030.jpg</a>
0.8	40	FPC/FFC Connector	FPC080P040	<a href="#">FPC080P040.pdf</a>	<a href="#">FPC080P040.jpg</a>
0.97	9	TO-263-9 (DDPAK/D2PAK)	PA0187	<a href="#">PA0187.pdf</a>	<a href="#">PA0187.jpg</a>
1	10	FPC/FFC Connector	FPC100P010	<a href="#">FPC100P010.pdf</a>	<a href="#">FPC100P010.jpg</a>
1	20	FPC/FFC Connector	FPC100P020	<a href="#">FPC100P020.pdf</a>	<a href="#">FPC100P020.jpg</a>
1	30	FPC/FFC Connector	FPC100P030	<a href="#">FPC100P030.pdf</a>	<a href="#">FPC100P030.jpg</a>
1	40	FPC/FFC Connector	FPC100P040	<a href="#">FPC100P040.pdf</a>	<a href="#">FPC100P040.jpg</a>
1.145	5	TO-252-5 (DPAK)	PA0244	<a href="#">PA0244.pdf</a>	<a href="#">PA0244.jpg</a>
1.25	10	FPC/FFC Connector	FPC125P010	<a href="#">FPC125P010.pdf</a>	<a href="#">FPC125P010.jpg</a>
1.25	20	FPC/FFC Connector	FPC125P020	<a href="#">FPC125P020.pdf</a>	<a href="#">FPC125P020.jpg</a>
1.25	30	FPC/FFC Connector	FPC125P030	<a href="#">FPC125P030.pdf</a>	<a href="#">FPC125P030.jpg</a>
1.27	7	TO-263-7 (DDPAK/D2PAK)	PA0186	<a href="#">PA0186.pdf</a>	<a href="#">PA0186.jpg</a>
1.5	3	SOT-89	PA0084	<a href="#">PA0084.pdf</a>	<a href="#">PA0084.jpg</a>
1.5	4	SOT-223-5	PA0175	<a href="#">PA0175.pdf</a>	<a href="#">PA0175.jpg</a>
1.7	5	TO-263-5 (DDPAK/D2PAK)	PA0185	<a href="#">PA0185.pdf</a>	<a href="#">PA0185.jpg</a>
2.285	3	TO-252 (DPAK)	PA0183	<a href="#">PA0183.pdf</a>	<a href="#">PA0183.jpg</a>
2.3	3	SOT-223-4	PA0174	<a href="#">PA0174.pdf</a>	<a href="#">PA0174.jpg</a>
2.54	3	TO-263-3 (DDPAK/D2PAK)	PA0184	<a href="#">PA0184.pdf</a>	<a href="#">PA0184.jpg</a>

## Dual Leaded 3 Pin

### Matching Instructions:



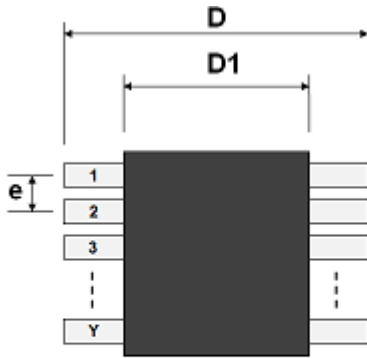
- First match the pin pitch (**e**).
- Match the pin count.
- Click the datasheet link to check full dimensions.
- Click the image link to see a photograph of the adapter.

Pin Pitch (e)	Pin Count	Pin Tip-to-Tip Length	Common Name(s)	Part Number	Datasheet	Image
0.5	3	0.5 to 3.5 mm	SOT-523F	PA0177	<a href="#">PA0177.pdf</a>	<a href="#">PA0177.jpg</a>
0.65	3	1 to 3.9 mm	SC70-3/SOT323	PA0082	<a href="#">PA0082.pdf</a>	<a href="#">PA0082.jpg</a>
0.95	3	0.6 to 4.6 mm	SuperSOT-3	PA0179	<a href="#">PA0179.pdf</a>	<a href="#">PA0179.jpg</a>
0.95	3	1 to 4 mm	SOT23/TO-236	PA0083	<a href="#">PA0083.pdf</a>	<a href="#">PA0083.jpg</a>

See [Single Leaded with Tab](#) and [Dual Leaded](#) tables for additional match possibilities.

## Dual Leaded

## Matching Instructions:



- First match the pin pitch (e).
- Match the pin count.
- Ensure your IC's pin tip-to-tip length (D) fits within the range shown.
- Click the datasheet link to check full dimensions.
- Click the image link to see a photograph of the adapter.

Pin Pitch (e)	Pin Count	Pin Tip-to-Tip Length (D)	Common Name(s)	Part Number	Datasheet	Image
0.4	10	2.5 to 8 mm	Dual Row	DR040D254P010	<a href="#">DR040D254P010.pdf</a>	<a href="#">DR040D254P010.jpg</a>
0.4	14	4.5 to 8.5 mm	TVSOP-14	PA0075	<a href="#">PA0075.pdf</a>	<a href="#">PA0075.jpg</a>
0.4	16	4.5 to 8.5 mm	TVSOP-16	PA0076	<a href="#">PA0076.pdf</a>	<a href="#">PA0076.jpg</a>
0.4	20	4.5 to 8.5 mm	TVSOP-20	PA0077	<a href="#">PA0077.pdf</a>	<a href="#">PA0077.jpg</a>
0.4	20	2.5 to 8 mm	Dual Row	DR040D254P020	<a href="#">DR040D254P020.pdf</a>	<a href="#">DR040D254P020.jpg</a>
0.4	24	4.5 to 8.5 mm	TVSOP-24	PA0078	<a href="#">PA0078.pdf</a>	<a href="#">PA0078.jpg</a>
0.4	30	2.5 to 8 mm	Dual Row	DR040D254P030	<a href="#">DR040D254P030.pdf</a>	<a href="#">DR040D254P030.jpg</a>
0.4	38	4.5 to 8.5 mm	TVSOP-38	PA0079	<a href="#">PA0079.pdf</a>	<a href="#">PA0079.jpg</a>
0.4	40	2.5 to 8 mm	Dual Row	DR040D254P040	<a href="#">DR040D254P040.pdf</a>	<a href="#">DR040D254P040.jpg</a>
0.4	40	0.5 to 18.5 mm	Generic Dual Row	GEN-DR040-P40	<a href="#">GEN-DR040-P40.pdf</a>	<a href="#">GEN-DR040-P40.jpg</a>
0.4	48	4.5 to 8.5 mm	TVSOP-48	PA0080	<a href="#">PA0080.pdf</a>	<a href="#">PA0080.jpg</a>
0.4	50	2.5 to 8 mm	Dual Row	DR040D254P050	<a href="#">DR040D254P050.pdf</a>	<a href="#">DR040D254P050.jpg</a>
0.4	56	4.5 to 8.5 mm	TVSOP-56	PA0081	<a href="#">PA0081.pdf</a>	<a href="#">PA0081.jpg</a>
0.4	60	2.5 to 8 mm	Dual Row	DR040D254P060	<a href="#">DR040D254P060.pdf</a>	<a href="#">DR040D254P060.jpg</a>
0.4	70	2.5 to 8 mm	Dual Row	DR040D254P070	<a href="#">DR040D254P070.pdf</a>	<a href="#">DR040D254P070.jpg</a>
0.4	80	2.5 to 8 mm	Dual Row	DR040D254P080	<a href="#">DR040D254P080.pdf</a>	<a href="#">DR040D254P080.jpg</a>
0.4	90	2.5 to 8 mm	Dual Row	DR040D254P090	<a href="#">DR040D254P090.pdf</a>	<a href="#">DR040D254P090.jpg</a>
0.4	100	2.5 to 8 mm	Dual Row	DR040D254P100	<a href="#">DR040D254P100.pdf</a>	<a href="#">DR040D254P100.jpg</a>
0.45	40	0.5 to 18.5 mm	Generic Dual Row	GEN-DR045-P40	<a href="#">GEN-DR045-P40.pdf</a>	<a href="#">GEN-DR045-P40.jpg</a>
0.5	6	0.25 to 1.1 mm	SOT-886	IPC0129	<a href="#">IPC0129.pdf</a>	<a href="#">IPC0129.jpg</a>
0.5	6	0.7 to 3.7 mm	SOT-563F	PA0178	<a href="#">PA0178.pdf</a>	<a href="#">PA0178.jpg</a>
0.5	6	1.2 to 2.5 mm	SOT-666	IPC0130	<a href="#">IPC0130.pdf</a>	<a href="#">IPC0130.jpg</a>
0.5	8	1.7 to 5.5 mm	VSSOP-8	PA0042	<a href="#">PA0042.pdf</a>	<a href="#">PA0042.jpg</a>
0.5	10	3.8 to 7.8 mm	Mini SOIC-10	PA0169	<a href="#">PA0169.pdf</a>	<a href="#">PA0169.jpg</a>
0.5	10	3.3 to 8.5 mm	Dual Row	DR050D254P010	<a href="#">DR050D254P010.pdf</a>	<a href="#">DR050D254P010.jpg</a>
0.5	10	2.7 to 7.3 mm	uMAX-10	PA0027	<a href="#">PA0027.pdf</a>	<a href="#">PA0027.jpg</a>
0.5	20	3.3 to 8.5 mm	Dual Row	DR050D254P020	<a href="#">DR050D254P020.pdf</a>	<a href="#">DR050D254P020.jpg</a>
0.5	30	3.3 to 8.5 mm	Dual Row	DR050D254P030	<a href="#">DR050D254P030.pdf</a>	<a href="#">DR050D254P030.jpg</a>
0.5	30	3.1 to 7.9 mm	TSSOP-30	PA0038	<a href="#">PA0038.pdf</a>	<a href="#">PA0038.jpg</a>
0.5	32	9.2 to 15.2 mm	TSOP-32(I)	PA0228	<a href="#">PA0228.pdf</a>	<a href="#">PA0228.jpg</a>
0.5	32	18.6 to 23.4 mm	TSOP-32 (I)	PA0097	<a href="#">PA0097.pdf</a>	<a href="#">PA0097.jpg</a>
0.5	38	3.1 to 7.9 mm	TSSOP-38	PA0039	<a href="#">PA0039.pdf</a>	<a href="#">PA0039.jpg</a>
0.5	40	16.6 to 23.4 mm	TSOP-40 (I)	PA0207	<a href="#">PA0207.pdf</a>	<a href="#">PA0207.jpg</a>
0.5	40	3.3 to 8.5 mm	Dual Row	DR050D254P040	<a href="#">DR050D254P040.pdf</a>	<a href="#">DR050D254P040.jpg</a>
0.5	40	0.5 to 18.5 mm	Generic Dual Row	GEN-DR050-P40	<a href="#">GEN-DR050-P40.pdf</a>	<a href="#">GEN-DR050-P40.jpg</a>
0.5	48	6.1 to 9.3 mm	TSSOP-48 (long pins)	IPC0177	<a href="#">IPC0177.pdf</a>	<a href="#">IPC0177.jpg</a>
0.5	48	16.6 to 23.4 mm	TSOP-48 (I)	PA0208	<a href="#">PA0208.pdf</a>	<a href="#">PA0208.jpg</a>
0.5	48	3.1 to 7.9 mm	TSSOP-48	PA0040	<a href="#">PA0040.pdf</a>	<a href="#">PA0040.jpg</a>

Dual Leaded - Table Continues On Next Page

Dual Leaded - Table Continued From Previous Page

Pin Pitch (e)	Pin Count	Pin Tip-to-Tip Length (D)	Common Name(s)	Part Number	Datasheet	Image
0.5	50	3.3 to 8.5 mm	Dual Row	DR050D254P050	<a href="#">DR050D254P050.pdf</a>	<a href="#">DR050D254P050.jpg</a>
0.5	56	6.1 to 9.3 mm	TSSOP-56 (long pins)	IPC0178	<a href="#">IPC0178.pdf</a>	<a href="#">IPC0178.jpg</a>
0.5	56	16.6 to 23.4 mm	TSOP-56 (I)	PA0211	<a href="#">PA0211.pdf</a>	<a href="#">PA0211.jpg</a>
0.5	56	3.1 to 7.9 mm	TSSOP-56	PA0041	<a href="#">PA0041.pdf</a>	<a href="#">PA0041.jpg</a>
0.5	60	3.3 to 8.5 mm	Dual Row	DR050D254P060	<a href="#">DR050D254P060.pdf</a>	<a href="#">DR050D254P060.jpg</a>
0.5	64	6.1 to 9.3 mm	TSSOP-64 (long pins)	IPC0179	<a href="#">IPC0179.pdf</a>	<a href="#">IPC0179.jpg</a>
0.5	70	3.3 to 8.5 mm	Dual Row	DR050D254P070	<a href="#">DR050D254P070.pdf</a>	<a href="#">DR050D254P070.jpg</a>
0.5	80	3.3 to 8.5 mm	Dual Row	DR050D254P080	<a href="#">DR050D254P080.pdf</a>	<a href="#">DR050D254P080.jpg</a>
0.5	86	9.2 to 15.2 mm	TSOP-86 (II)	PA0213	<a href="#">PA0213.pdf</a>	<a href="#">PA0213.jpg</a>
0.5	100	3.3 to 8.5 mm	Dual Row	DR050D254P100	<a href="#">DR050D254P100.pdf</a>	<a href="#">DR050D254P100.jpg</a>
0.5	144	3.3 to 8.5 mm	Dual Row	DR050D254P144	<a href="#">DR050D254P144.pdf</a>	<a href="#">DR050D254P144.jpg</a>
0.55	28	8.8 to 15.6 mm	TSOP-28 (I)	PA0218	<a href="#">PA0218.pdf</a>	<a href="#">PA0218.jpg</a>
0.6	25	2 to 7 mm	FPC/FFC / Dual Row Offset	FPC030P025	<a href="#">FPC030P025.pdf</a>	<a href="#">FPC030P025.jpg</a>
0.6	45	2 to 7 mm	FPC/FFC / Dual Row Offset	FPC030P045	<a href="#">FPC030P045.pdf</a>	<a href="#">FPC030P045.jpg</a>
0.6	71	2 to 7 mm	FPC/FFC / Dual Row Offset	FPC030P071	<a href="#">FPC030P071.pdf</a>	<a href="#">FPC030P071.jpg</a>
0.635	16	3.9 to 7.9 mm	SSOP-16	PA0182	<a href="#">PA0182.pdf</a>	<a href="#">PA0182.jpg</a>
0.635	16	3.8 to 8 mm	QSOP-16	PA0028	<a href="#">PA0028.pdf</a>	<a href="#">PA0028.jpg</a>
0.635	20	3.8 to 8 mm	QSOP-20	PA0029	<a href="#">PA0029.pdf</a>	<a href="#">PA0029.jpg</a>
0.635	24	3.8 to 8 mm	QSOP-24	PA0030	<a href="#">PA0030.pdf</a>	<a href="#">PA0030.jpg</a>
0.635	28	3.8 to 8 mm	QSOP-28	PA0031	<a href="#">PA0031.pdf</a>	<a href="#">PA0031.jpg</a>
0.635	32	7.4 to 11.2 mm	SSOP-32	IPC0149	<a href="#">IPC0149.pdf</a>	<a href="#">IPC0149.jpg</a>
0.635	48	7.5 to 13.5 mm	SSOP-48	PA0227	<a href="#">PA0227.pdf</a>	<a href="#">PA0227.jpg</a>
0.635	48	4.45 to 9.35 mm	SSOP-48	PA0025	<a href="#">PA0025.pdf</a>	<a href="#">PA0025.jpg</a>
0.635	56	7.5 to 13.5 mm	SSOP-56	PA0226	<a href="#">PA0226.pdf</a>	<a href="#">PA0226.jpg</a>
0.65	5	1 to 4 mm	SC70-5/SOT-353	PA0088	<a href="#">PA0088.pdf</a>	<a href="#">PA0088.jpg</a>
0.65	6	1 to 4 mm	SC70-6/SOT-363	PA0087	<a href="#">PA0087.pdf</a>	<a href="#">PA0087.jpg</a>
0.65	8	1.5 to 4.5 mm	SOT23-8/TSOT-8	PA0089	<a href="#">PA0089.pdf</a>	<a href="#">PA0089.jpg</a>
0.65	8	3.8 to 7.8 mm	Mini SOIC-8	PA0168	<a href="#">PA0168.pdf</a>	<a href="#">PA0168.jpg</a>
0.65	8	2.1 to 5.9 mm	VSOP-8	PA0043	<a href="#">PA0043.pdf</a>	<a href="#">PA0043.jpg</a>
0.65	8	1.3 to 5.3 mm	POS-8	PA0172	<a href="#">PA0172.pdf</a>	<a href="#">PA0172.jpg</a>
0.65	8	3.1 to 6.9 mm	VSOP-8	PA0044	<a href="#">PA0044.pdf</a>	<a href="#">PA0044.jpg</a>
0.65	8	4.45 to 9.35 mm	SSOP-8	PA0015	<a href="#">PA0015.pdf</a>	<a href="#">PA0015.jpg</a>
0.65	8	3.1 to 7.9 mm	TSSOP-8	PA0032	<a href="#">PA0032.pdf</a>	<a href="#">PA0032.jpg</a>
0.65	8	2.7 to 7.3 mm	uMAX-8	PA0026	<a href="#">PA0026.pdf</a>	<a href="#">PA0026.jpg</a>
0.65	12	3.3 to 5.6 mm	MSOP-12	IPC0151	<a href="#">IPC0151.pdf</a>	<a href="#">IPC0151.jpg</a>
0.65	14	4.45 to 9.35 mm	SSOP-14	PA0016	<a href="#">PA0016.pdf</a>	<a href="#">PA0016.jpg</a>
0.65	14	3.1 to 7.9 mm	TSSOP-14	PA0033	<a href="#">PA0033.pdf</a>	<a href="#">PA0033.jpg</a>
0.65	14	4.05 to 6.95 mm	TSSOP-14	PCB3008-1	<a href="#">PCB3008-1.pdf</a>	<a href="#">PCB3008-1.jpg</a>
0.65	16	3.1 to 6.9 mm	VSOP-16	PA0045	<a href="#">PA0045.pdf</a>	<a href="#">PA0045.jpg</a>
0.65	16	4.45 to 9.35 mm	SSOP-16	PA0017	<a href="#">PA0017.pdf</a>	<a href="#">PA0017.jpg</a>
0.65	16	3.1 to 7.9 mm	TSSOP-16	PA0034	<a href="#">PA0034.pdf</a>	<a href="#">PA0034.jpg</a>
0.65	20	4.45 to 9.35 mm	SSOP-20	PA0018	<a href="#">PA0018.pdf</a>	<a href="#">PA0018.jpg</a>
0.65	20	3.1 to 7.9 mm	TSSOP-20	PA0035	<a href="#">PA0035.pdf</a>	<a href="#">PA0035.jpg</a>
0.65	24	5.1 to 9.9 mm	VSOP-24	PA0046	<a href="#">PA0046.pdf</a>	<a href="#">PA0046.jpg</a>
0.65	24	4.45 to 9.35 mm	SSOP-24	PA0019	<a href="#">PA0019.pdf</a>	<a href="#">PA0019.jpg</a>
0.65	24	3.1 to 7.9 mm	TSSOP-24	PA0036	<a href="#">PA0036.pdf</a>	<a href="#">PA0036.jpg</a>
0.65	28	5.1 to 9.9 mm	VSOP-28	PA0047	<a href="#">PA0047.pdf</a>	<a href="#">PA0047.jpg</a>
0.65	28	5.05 to 8.55 mm	SOP-28	PCB3001-1	<a href="#">PCB3001-1.pdf</a>	<a href="#">PCB3001-1.jpg</a>
0.65	28	4.45 to 9.35 mm	SSOP-28	PA0020	<a href="#">PA0020.pdf</a>	<a href="#">PA0020.jpg</a>
0.65	28	3.1 to 7.9 mm	TSSOP-28	PA0037	<a href="#">PA0037.pdf</a>	<a href="#">PA0037.jpg</a>
0.65	30	4.45 to 9.35 mm	SSOP-30	PA0021	<a href="#">PA0021.pdf</a>	<a href="#">PA0021.jpg</a>
0.65	36	7.65 to 11.65 mm	SOP-36	IPC0167	<a href="#">IPC0167.pdf</a>	<a href="#">IPC0167.jpg</a>
0.65	36	4.45 to 9.35 mm	SSOP-36	PA0022	<a href="#">PA0022.pdf</a>	<a href="#">PA0022.jpg</a>
0.65	38	4.45 to 9.35 mm	SSOP-38	PA0024	<a href="#">PA0024.pdf</a>	<a href="#">PA0024.jpg</a>
0.65	40	0.5 to 18.5 mm	Generic Dual Row	GEN-DR065-P40	<a href="#">GEN-DR065-P40.pdf</a>	<a href="#">GEN-DR065-P40.jpg</a>

Dual Leaded - Table Continues On Next Page

Dual Leaded - Table Continued From Previous Page

Pin Pitch (e)	Pin Count	Pin Tip-to-Tip Length (D)	Common Name(s)	Part Number	Datasheet	Image
0.65	44	11.2 to 15.2 mm	HSOP-44	IPC0132	<a href="#">IPC0132.pdf</a>	<a href="#">IPC0132.jpg</a>
0.65	66	9.2 to 15.2 mm	TSOP-66 (II)	PA0212	<a href="#">PA0212.pdf</a>	<a href="#">PA0212.jpg</a>
0.7	40	0.5 to 18.5 mm	Generic Dual Row	GEN-DR070-P40	<a href="#">GEN-DR070-P40.pdf</a>	<a href="#">GEN-DR070-P40.jpg</a>
0.8	36	7.8 to 11.2 mm	SSOP-36	IPC0140	<a href="#">IPC0140.pdf</a>	<a href="#">IPC0140.jpg</a>
0.8	36	4.45 to 9.35 mm	SSOP-36	PA0023	<a href="#">PA0023.pdf</a>	<a href="#">PA0023.jpg</a>
0.8	40	0.5 to 18.5 mm	Generic Dual Row	GEN-DR080-P40	<a href="#">GEN-DR080-P40.pdf</a>	<a href="#">GEN-DR080-P40.jpg</a>
0.8	44	9.2 to 15.2 mm	TSOP-44 (II)	PA0217	<a href="#">PA0217.pdf</a>	<a href="#">PA0217.jpg</a>
0.8	44	7 to 13 mm	SOIC-44	PA0239	<a href="#">PA0239.pdf</a>	<a href="#">PA0239.jpg</a>
0.8	50	9.2 to 15.2 mm	TSOP-50 (II)	PA0209	<a href="#">PA0209.pdf</a>	<a href="#">PA0209.jpg</a>
0.8	54	9.2 to 15.2 mm	TSOP-54 (II)	PA0210	<a href="#">PA0210.pdf</a>	<a href="#">PA0210.jpg</a>
0.8	56	11 to 17 mm	TSOP-56(II)	PA0229	<a href="#">PA0229.pdf</a>	<a href="#">PA0229.jpg</a>
0.95	5	1 to 4 mm	SOT23-5/SC59-5/SC-74A	PA0086	<a href="#">PA0086.pdf</a>	<a href="#">PA0086.jpg</a>
0.95	6	1 to 4 mm	SOT23-6/SC59-6	PA0085	<a href="#">PA0085.pdf</a>	<a href="#">PA0085.jpg</a>
0.95	6	1.6 to 5.6 mm	SuperSOT-6	PA0180	<a href="#">PA0180.pdf</a>	<a href="#">PA0180.jpg</a>
0.95	6	1.15 to 3.25 mm	SOT23	PCB3007-1	<a href="#">PCB3007-1.pdf</a>	<a href="#">PCB3007-1.jpg</a>
0.95	8	3.4 to 7.4 mm	SuperSOT-8	PA0181	<a href="#">PA0181.pdf</a>	<a href="#">PA0181.jpg</a>
1	4	1.2 to 7.2 mm	Dual Row	DR100D254P04	<a href="#">DR100D254P04.pdf</a>	<a href="#">DR100D254P04.jpg</a>
1	6	1.2 to 7.2 mm	Dual Row	DR100D254P06	<a href="#">DR100D254P06.pdf</a>	<a href="#">DR100D254P06.jpg</a>
1	8	1.2 to 7.2 mm	Dual Row	DR100D254P08	<a href="#">DR100D254P08.pdf</a>	<a href="#">DR100D254P08.jpg</a>
1	10	1.2 to 7.2 mm	Dual Row	DR100D254P10	<a href="#">DR100D254P10.pdf</a>	<a href="#">DR100D254P10.jpg</a>
1	12	1.2 to 7.2 mm	Dual Row	DR100D254P12	<a href="#">DR100D254P12.pdf</a>	<a href="#">DR100D254P12.jpg</a>
1	14	1.2 to 7.2 mm	Dual Row	DR100D254P14	<a href="#">DR100D254P14.pdf</a>	<a href="#">DR100D254P14.jpg</a>
1	16	1.2 to 7.2 mm	Dual Row	DR100D254P16	<a href="#">DR100D254P16.pdf</a>	<a href="#">DR100D254P16.jpg</a>
1	18	1.2 to 7.2 mm	Dual Row	DR100D254P18	<a href="#">DR100D254P18.pdf</a>	<a href="#">DR100D254P18.jpg</a>
1	20	1.2 to 7.2 mm	Dual Row	DR100D254P20	<a href="#">DR100D254P20.pdf</a>	<a href="#">DR100D254P20.jpg</a>
1	22	1.2 to 7.2 mm	Dual Row	DR100D254P22	<a href="#">DR100D254P22.pdf</a>	<a href="#">DR100D254P22.jpg</a>
1	24	6.3 to 9.3 mm	SSOP-24	IPC0162	<a href="#">IPC0162.pdf</a>	<a href="#">IPC0162.jpg</a>
1	24	1.2 to 7.2 mm	Dual Row	DR100D254P24	<a href="#">DR100D254P24.pdf</a>	<a href="#">DR100D254P24.jpg</a>
1	40	1.2 to 7.2 mm	Dual Row	DR100D254P40	<a href="#">DR100D254P40.pdf</a>	<a href="#">DR100D254P40.jpg</a>
1	40	0.5 to 18.5 mm	Generic Dual Row	GEN-DR100-P40	<a href="#">GEN-DR100-P40.pdf</a>	<a href="#">GEN-DR100-P40.jpg</a>
1	80	1.2 to 7.2 mm	Dual Row	DR100D254P80	<a href="#">DR100D254P80.pdf</a>	<a href="#">DR100D254P80.jpg</a>
1.27	4	1.5 to 7.2 mm	Dual Row	DR127D254P04	<a href="#">DR127D254P04.pdf</a>	<a href="#">DR127D254P04.jpg</a>
1.27	6	2.5 to 6.5 mm	TSOC-6	PA0090	<a href="#">PA0090.pdf</a>	<a href="#">PA0090.jpg</a>
1.27	6	1.5 to 7.2 mm	Dual Row	DR127D254P06	<a href="#">DR127D254P06.pdf</a>	<a href="#">DR127D254P06.jpg</a>
1.27	8	2.9 to 7.9 mm	SOIC-8	PA0001	<a href="#">PA0001.pdf</a>	<a href="#">PA0001.jpg</a>
1.27	8	2.9 to 7.7 mm	SOIC-8	PCB3005A1	<a href="#">PCB3005A1.pdf</a>	<a href="#">PCB3005A1.jpg</a>
1.27	8	3.65 to 9.65 mm	PSOP-8	PA0173	<a href="#">PA0173.pdf</a>	<a href="#">PA0173.jpg</a>
1.27	8	5.5 to 12.5 mm	SOIC-8	PA0002	<a href="#">PA0002.pdf</a>	<a href="#">PA0002.jpg</a>
1.27	8	1.5 to 7.2 mm	Dual Row	DR127D254P08	<a href="#">DR127D254P08.pdf</a>	<a href="#">DR127D254P08.jpg</a>
1.27	10	1.5 to 7.2 mm	Dual Row	DR127D254P10	<a href="#">DR127D254P10.pdf</a>	<a href="#">DR127D254P10.jpg</a>
1.27	12	1.5 to 7.2 mm	Dual Row	DR127D254P12	<a href="#">DR127D254P12.pdf</a>	<a href="#">DR127D254P12.jpg</a>
1.27	14	2.9 to 7.9 mm	SOIC-14	PA0003	<a href="#">PA0003.pdf</a>	<a href="#">PA0003.jpg</a>
1.27	14	5.5 to 12.5 mm	SOIC-14	PA0004	<a href="#">PA0004.pdf</a>	<a href="#">PA0004.jpg</a>
1.27	14	1.5 to 7.2 mm	Dual Row	DR127D254P14	<a href="#">DR127D254P14.pdf</a>	<a href="#">DR127D254P14.jpg</a>
1.27	16	2.9 to 7.9 mm	SOIC-16	PA0005	<a href="#">PA0005.pdf</a>	<a href="#">PA0005.jpg</a>
1.27	16	5.5 to 12.5 mm	SOIC-16	PA0006	<a href="#">PA0006.pdf</a>	<a href="#">PA0006.jpg</a>
1.27	16	1.5 to 7.2 mm	Dual Row	DR127D254P16	<a href="#">DR127D254P16.pdf</a>	<a href="#">DR127D254P16.jpg</a>
1.27	18	5.5 to 12.5 mm	SOIC-18	PA0007	<a href="#">PA0007.pdf</a>	<a href="#">PA0007.jpg</a>
1.27	18	1.5 to 7.2 mm	Dual Row	DR127D254P18	<a href="#">DR127D254P18.pdf</a>	<a href="#">DR127D254P18.jpg</a>
1.27	20	5.5 to 12.5 mm	SOIC-20	PA0008	<a href="#">PA0008.pdf</a>	<a href="#">PA0008.jpg</a>
1.27	20	1.5 to 7.2 mm	Dual Row	DR127D254P20	<a href="#">DR127D254P20.pdf</a>	<a href="#">DR127D254P20.jpg</a>
1.27	22	1.5 to 7.2 mm	Dual Row	DR127D254P22	<a href="#">DR127D254P22.pdf</a>	<a href="#">DR127D254P22.jpg</a>
1.27	24	5.5 to 12.5 mm	SOIC-24	PA0009	<a href="#">PA0009.pdf</a>	<a href="#">PA0009.jpg</a>
1.27	24	1.5 to 7.2 mm	Dual Row	DR127D254P24	<a href="#">DR127D254P24.pdf</a>	<a href="#">DR127D254P24.jpg</a>
1.27	24	5.5 to 12.5 mm	SOP-24	PA0010	<a href="#">PA0010.pdf</a>	<a href="#">PA0010.jpg</a>

Dual Leaded - Table Continues On Next Page



Dual Leaded - Table Continued From Previous Page

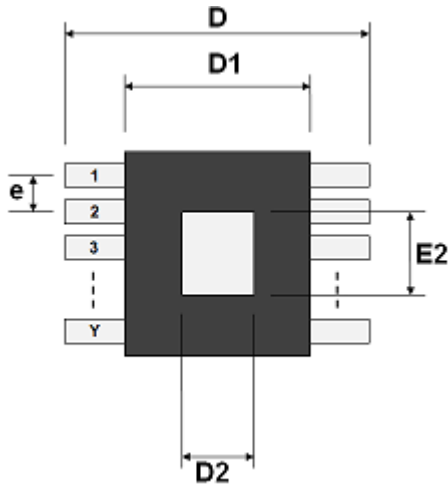
Pin Pitch (e)	Pin Count	Pin Tip-to-Tip Length (D)	Common Name(s)	Part Number	Datasheet	Image
1.27	28	3.4 to 11 mm	SOIC-28W/N	PCB3001-1	<a href="#">PCB3001-1.pdf</a>	<a href="#">PCB3001-1.jpg</a>
1.27	28	5.5 to 12.5 mm	SOIC-28	PA0011	<a href="#">PA0011.pdf</a>	<a href="#">PA0011.jpg</a>
1.27	32	9.2 to 15.2 mm	TSOP-32 (II)	PA0216	<a href="#">PA0216.pdf</a>	<a href="#">PA0216.jpg</a>
1.27	32	11.5 to 15.5 mm	SOIC-32	IPC0163	<a href="#">IPC0163.pdf</a>	<a href="#">IPC0163.jpg</a>
1.27	32	5.5 to 12.5 mm	SOIC-32	PA0012	<a href="#">PA0012.pdf</a>	<a href="#">PA0012.jpg</a>
1.27	36	8 to 15 mm	SOIC-36	PA0237	<a href="#">PA0237.pdf</a>	<a href="#">PA0237.jpg</a>
1.27	40	10.7 to 17.7 mm	SOP-40	PA0224	<a href="#">PA0224.pdf</a>	<a href="#">PA0224.jpg</a>
1.27	40	1.5 to 7.2 mm	Dual Row	DR127D254P40	<a href="#">DR127D254P40.pdf</a>	<a href="#">DR127D254P40.jpg</a>
1.27	40	0.5 to 20.5 mm	Generic Dual Row	GEN-DR127-P40	<a href="#">GEN-DR127-P40.pdf</a>	<a href="#">GEN-DR127-P40.jpg</a>
1.27	44	8 to 15 mm	SOIC-44	PA0238	<a href="#">PA0238.pdf</a>	<a href="#">PA0238.jpg</a>
1.27	44	13.2 to 17.2 mm	SOIC-44	IPC0169	<a href="#">IPC0169.pdf</a>	<a href="#">IPC0169.jpg</a>
1.27	48	5.5 to 12.5 mm	SOIC-48	PA0013	<a href="#">PA0013.pdf</a>	<a href="#">PA0013.jpg</a>
1.27	54	5.5 to 12.5 mm	SOIC-54	PA0014	<a href="#">PA0014.pdf</a>	<a href="#">PA0014.jpg</a>
1.27	80	1.5 to 7.2 mm	Dual Row	DR127D254P80	<a href="#">DR127D254P80.pdf</a>	<a href="#">DR127D254P80.jpg</a>
1.5	4	1.5 to 4.5 mm	PLCC-4	IPC0148	<a href="#">IPC0148.pdf</a>	<a href="#">IPC0148.jpg</a>
1.6	10	10 to 17 mm	LSOP-10	PA0225	<a href="#">PA0225.pdf</a>	<a href="#">PA0225.jpg</a>
2	4	1.5 to 8.2 mm	Dual Row	DR200D254P04	<a href="#">DR200D254P04.pdf</a>	<a href="#">DR200D254P04.jpg</a>
2	6	1.5 to 8.2 mm	Dual Row	DR200D254P06	<a href="#">DR200D254P06.pdf</a>	<a href="#">DR200D254P06.jpg</a>
2	8	1.5 to 8.2 mm	Dual Row	DR200D254P08	<a href="#">DR200D254P08.pdf</a>	<a href="#">DR200D254P08.jpg</a>
2	10	1.5 to 8.2 mm	Dual Row	DR200D254P10	<a href="#">DR200D254P10.pdf</a>	<a href="#">DR200D254P10.jpg</a>
2	12	1.5 to 8.2 mm	Dual Row	DR200D254P12	<a href="#">DR200D254P12.pdf</a>	<a href="#">DR200D254P12.jpg</a>
2	14	1.5 to 8.2 mm	Dual Row	DR200D254P14	<a href="#">DR200D254P14.pdf</a>	<a href="#">DR200D254P14.jpg</a>
2	16	1.5 to 8.2 mm	Dual Row	DR200D254P16	<a href="#">DR200D254P16.pdf</a>	<a href="#">DR200D254P16.jpg</a>
2	18	1.5 to 8.2 mm	Dual Row	DR200D254P18	<a href="#">DR200D254P18.pdf</a>	<a href="#">DR200D254P18.jpg</a>
2	20	1.5 to 8.2 mm	Dual Row	DR200D254P20	<a href="#">DR200D254P20.pdf</a>	<a href="#">DR200D254P20.jpg</a>
2	22	1.5 to 8.2 mm	Dual Row	DR200D254P22	<a href="#">DR200D254P22.pdf</a>	<a href="#">DR200D254P22.jpg</a>
2	24	1.5 to 8.2 mm	Dual Row	DR200D254P24	<a href="#">DR200D254P24.pdf</a>	<a href="#">DR200D254P24.jpg</a>
2	40	1.5 to 8.2 mm	Dual Row	DR200D254P40	<a href="#">DR200D254P40.pdf</a>	<a href="#">DR200D254P40.jpg</a>
2	40	1.5 to 24.86 mm	Generic Dual Row	GEN-DR200-P40	<a href="#">GEN-DR200-P40.pdf</a>	<a href="#">GEN-DR200-P40.jpg</a>
2	80	1.5 to 8.2 mm	Dual Row	DR200D254P80	<a href="#">DR200D254P80.pdf</a>	<a href="#">DR200D254P80.jpg</a>
2.54	4	2.2 to 8.6 mm	Dual Row	DR254D254P04	<a href="#">DR254D254P04.pdf</a>	<a href="#">DR254D254P04.jpg</a>
2.54	6	2.2 to 8.6 mm	Dual Row	DR254D254P06	<a href="#">DR254D254P06.pdf</a>	<a href="#">DR254D254P06.jpg</a>
2.54	8	6.6 to 12.6 mm	SOP-8	IPC0142	<a href="#">IPC0142.pdf</a>	<a href="#">IPC0142.jpg</a>
2.54	8	2.2 to 8.6 mm	Dual Row	DR254D254P08	<a href="#">DR254D254P08.pdf</a>	<a href="#">DR254D254P08.jpg</a>
2.54	10	2.2 to 8.6 mm	Dual Row	DR254D254P10	<a href="#">DR254D254P10.pdf</a>	<a href="#">DR254D254P10.jpg</a>
2.54	12	2.2 to 8.6 mm	Dual Row	DR254D254P12	<a href="#">DR254D254P12.pdf</a>	<a href="#">DR254D254P12.jpg</a>
2.54	14	2.2 to 8.6 mm	Dual Row	DR254D254P14	<a href="#">DR254D254P14.pdf</a>	<a href="#">DR254D254P14.jpg</a>
2.54	16	2.2 to 8.6 mm	Dual Row	DR254D254P16	<a href="#">DR254D254P16.pdf</a>	<a href="#">DR254D254P16.jpg</a>
2.54	18	2.2 to 8.6 mm	Dual Row	DR254D254P18	<a href="#">DR254D254P18.pdf</a>	<a href="#">DR254D254P18.jpg</a>
2.54	20	2.2 to 8.6 mm	Dual Row	DR254D254P20	<a href="#">DR254D254P20.pdf</a>	<a href="#">DR254D254P20.jpg</a>
2.54	22	2.2 to 8.6 mm	Dual Row	DR254D254P22	<a href="#">DR254D254P22.pdf</a>	<a href="#">DR254D254P22.jpg</a>
2.54	24	2.2 to 8.6 mm	Dual Row	DR254D254P24	<a href="#">DR254D254P24.pdf</a>	<a href="#">DR254D254P24.jpg</a>
2.54	40	2.2 to 8.6 mm	Dual Row	DR254D254P40	<a href="#">DR254D254P40.pdf</a>	<a href="#">DR254D254P40.jpg</a>
2.54	40	1.5 to 24.86 mm	Generic Dual Row	GEN-DR254-P40	<a href="#">GEN-DR254-P40.pdf</a>	<a href="#">GEN-DR254-P40.jpg</a>
2.54	80	2.2 to 8.6 mm	Dual Row	DR254D254P80	<a href="#">DR254D254P80.pdf</a>	<a href="#">DR254D254P80.jpg</a>
5.08	20	1.5 to 24.86 mm	Generic Dual Row	GEN-DR508-P20	<a href="#">GEN-DR508-P20.pdf</a>	<a href="#">GEN-DR508-P20.jpg</a>

See [Dual Flat](#) table for additional match possibilities.



## Dual Leaded with Center Pad

### Matching Instructions:

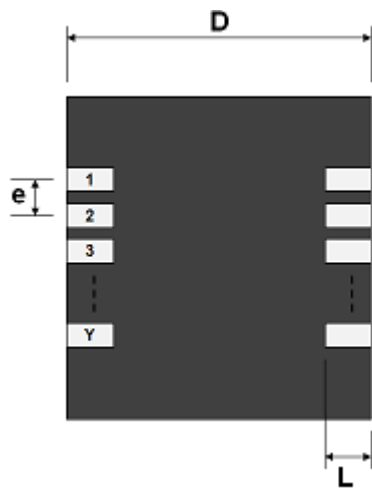


- First match the pin pitch ( $e$ ).
- Match the pin count.
- Ensure your IC's pin tip-to-tip length ( $D$ ) fits within the range shown.
- Click the datasheet link to check full dimensions.
- Click the image link to see a photograph of the adapter.

Pin Pitch ( $e$ )	Pin Count	Pin Tip-to-Tip Length ( $D$ )	Common Name(s)	Part Number	Datasheet	Image
0.5	10	3.8 to 7.8 mm	Mini SOIC-10 Exp Pad	PA0171	<a href="#">PA0171.pdf</a>	<a href="#">PA0171.jpg</a>
0.5	10	2.76 to 6.76 mm	TSSOP-10-Exp-Pad	PA0191	<a href="#">PA0191.pdf</a>	<a href="#">PA0191.jpg</a>
0.5	36	7.8 to 11.2 mm	PowerSSO-36	IPC0141	<a href="#">IPC0141.pdf</a>	<a href="#">IPC0141.jpg</a>
0.5	64	5.6 to 9.6 mm	TSSOP-64-Exp-Pad	PA0196	<a href="#">PA0196.pdf</a>	<a href="#">PA0196.jpg</a>
0.635	44	6.1 to 9.1 mm	TSSOP-44	IPC0156	<a href="#">IPC0156.pdf</a>	<a href="#">IPC0156.jpg</a>
0.65	8	3.8 to 7.8 mm	Mini SOIC-8	PA0170	<a href="#">PA0170.pdf</a>	<a href="#">PA0170.jpg</a>
0.65	14	4.16 to 8.16 mm	TSSOP-14-Exp-Pad	PA0192	<a href="#">PA0192.pdf</a>	<a href="#">PA0192.jpg</a>
0.65	16	4.16 to 8.16 mm	TSSOP-16-Exp-Pad	PA0193	<a href="#">PA0193.pdf</a>	<a href="#">PA0193.jpg</a>
0.65	20	4.16 to 8.16 mm	TSSOP-20-Exp-Pad	PA0194	<a href="#">PA0194.pdf</a>	<a href="#">PA0194.jpg</a>
0.65	28	7.7 to 11.7 mm	PowerSSO-28	IPC0114	<a href="#">IPC0114.pdf</a>	<a href="#">IPC0114.jpg</a>
0.65	28	4.16 to 8.16 mm	TSSOP-28-Exp-Pad	PA0195	<a href="#">PA0195.pdf</a>	<a href="#">PA0195.jpg</a>
0.65	28	6.5 to 9.5 mm	PowerSSOP-28	IPC0091	<a href="#">IPC0091.pdf</a>	<a href="#">IPC0091.jpg</a>
0.65	30	6.5 to 9.5 mm	PowerSSOP-30	IPC0092	<a href="#">IPC0092.pdf</a>	<a href="#">IPC0092.jpg</a>
0.65	32	6.5 to 9.5 mm	PowerSSOP-32	IPC0093	<a href="#">IPC0093.pdf</a>	<a href="#">IPC0093.jpg</a>
0.65	36	11.2 to 15.2 mm	PowerSOIC-36	IPC0047	<a href="#">IPC0047.pdf</a>	<a href="#">IPC0047.jpg</a>
0.65	38	6.5 to 9.5 mm	PowerSSOP-38	IPC0094	<a href="#">IPC0094.pdf</a>	<a href="#">IPC0094.jpg</a>
0.65	44	11.2 to 15.2 mm	HSOP-44	IPC0111	<a href="#">IPC0111.pdf</a>	<a href="#">IPC0111.jpg</a>
0.65	48	9.1 to 13.1 mm	HSOP-48	IPC0147	<a href="#">IPC0147.pdf</a>	<a href="#">IPC0147.jpg</a>
0.8	30	11.2 to 15.2 mm	HSOP-30	IPC0116	<a href="#">IPC0116.pdf</a>	<a href="#">IPC0116.jpg</a>
1	24	11.2 to 15.2 mm	PowerSOIC-24	IPC0048	<a href="#">IPC0048.pdf</a>	<a href="#">IPC0048.jpg</a>
1.27	8	4.05 to 6.35 mm	PowerSOIC-8	IPC0051	<a href="#">IPC0051.pdf</a>	<a href="#">IPC0051.jpg</a>
1.27	10	10.1 to 15.1 mm	PowerSOIC-10	IPC0050	<a href="#">IPC0050.pdf</a>	<a href="#">IPC0050.jpg</a>
1.27	16	7.65 to 11.65 mm	PowerPAD-16/PowerSOIC-16	IPC0168	<a href="#">IPC0168.pdf</a>	<a href="#">IPC0168.jpg</a>
1.27	20	11.2 to 15.2 mm	PowerSOIC-20	IPC0049	<a href="#">IPC0049.pdf</a>	<a href="#">IPC0049.jpg</a>
1.27	20	7.65 to 11.65 mm	PowerPAD-20/PowerSOIC-20	IPC0183	<a href="#">IPC0183.pdf</a>	<a href="#">IPC0183.jpg</a>
1.27	24	7.65 to 11.65 mm	PowerPAD-24/PowerSOIC-24	IPC0184	<a href="#">IPC0184.pdf</a>	<a href="#">IPC0184.jpg</a>
1.27	28	7.65 to 11.65 mm	PowerPAD-28/PowerSOIC-28	IPC0185	<a href="#">IPC0185.pdf</a>	<a href="#">IPC0185.jpg</a>

See [Dual Flat with Center Pad](#) table for additional match possibilities.

## Dual Flat



### Matching Instructions:

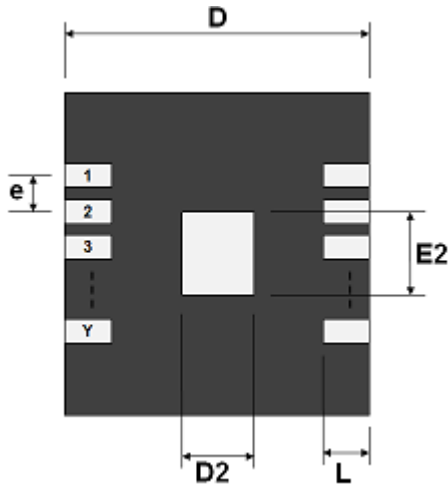
- First match the pin pitch (**e**).
- Match the pin count.
- Find the closest body size.
- Ensure your IC's pin tip-to-tip length (**D**) fits within the range shown.
- Click the datasheet link to check full dimensions.
- Click the image link to see a photograph of the adapter.

Pin Pitch (e)	Pin Count	Body Size	Pin Tip-to-Tip Length (D)	Common Name(s)	Part Number	Datasheet	Image
0.4	6	1.2 x 1 mm	0.3 to 1.4 mm	DFN-6	IPC0054	<a href="#">IPC0054.pdf</a>	<a href="#">IPC0054.jpg</a>
0.4	10	2 x 2 mm	1.2 to 2.4 mm	DFN-10	IPC0088	<a href="#">IPC0088.pdf</a>	<a href="#">IPC0088.jpg</a>
0.5	4	1.3 x 1.5 mm	0.6 to 1.8 mm	DFN-4	IPC0052	<a href="#">IPC0052.pdf</a>	<a href="#">IPC0052.jpg</a>
0.5	6	1.45 x 1 mm	0.25 to 1.26 mm	DFN-6	IPC0119	<a href="#">IPC0119.pdf</a>	<a href="#">IPC0119.jpg</a>
0.5	6	1.6 x 1.6 mm	0.6 to 2 mm	DFN-6	IPC0056	<a href="#">IPC0056.pdf</a>	<a href="#">IPC0056.jpg</a>
0.5	6	2 x 2 mm	1 to 5 mm	LLP-6	PA0132	<a href="#">PA0132.pdf</a>	<a href="#">PA0132.jpg</a>
0.5	8	2 x 2 mm	1.2 to 2.4 mm	DFN-8	IPC0060	<a href="#">IPC0060.pdf</a>	<a href="#">IPC0060.jpg</a>
0.65	6	2 x 2 mm	1.2 to 2.4 mm	DFN-6	IPC0087	<a href="#">IPC0087.pdf</a>	<a href="#">IPC0087.jpg</a>
0.97	8	3.94 x 2.36 mm	0.8 to 2 mm	DFN-8/MOS-8	IPC0173	<a href="#">IPC0173.pdf</a>	<a href="#">IPC0173.jpg</a>

See [Dual Leaded](#) table for additional match possibilities.

## Dual Flat with Center Pad

### Matching Instructions:



- First match the pin pitch (**e**).
- Match the pin count.
- Find the closest body size.
- Ensure your IC's pin tip-to-tip length (**D**) fits within the range shown.
- Click the datasheet link to check full dimensions.
- Click the image link to see a photograph of the adapter.

Pin Pitch (e)	Pin Count	Body Size	Pin Tip-to-Tip Length (D)	Common Name(s)	Part Number	Datasheet	Image
0.4	10	2 x 2 mm	1.3 to 2.7 mm	DFN-10	IPC0157	<a href="#">IPC0157.pdf</a>	<a href="#">IPC0157.jpg</a>
0.4	12	2.5 x 4 mm	3.2 to 4.8 mm	DFN-12	IPC0127	<a href="#">IPC0127.pdf</a>	<a href="#">IPC0127.jpg</a>
0.4	12	3 x 3 mm	2.2 to 3.4 mm	DFN-12	IPC0155	<a href="#">IPC0155.pdf</a>	<a href="#">IPC0155.jpg</a>
0.4	12	3 x 3 mm	2.2 to 6.2 mm	LLP-12	PA0136	<a href="#">PA0136.pdf</a>	<a href="#">PA0136.jpg</a>
0.4	14	3 x 3 mm	2.9 to 3.9 mm	DFN-14	IPC0084	<a href="#">IPC0084.pdf</a>	<a href="#">IPC0084.jpg</a>
0.4	18	4.5 x 3.5 mm	2.6 to 3.8 mm	DFN-18	IPC0152	<a href="#">IPC0152.pdf</a>	<a href="#">IPC0152.jpg</a>
0.45	8	2 x 3 mm	2.1 to 3.5 mm	DFN-8	IPC0164	<a href="#">IPC0164.pdf</a>	<a href="#">IPC0164.jpg</a>
0.45	12	3 x 2 mm	1.15 to 2.55 mm	DFN-12	IPC0104	<a href="#">IPC0104.pdf</a>	<a href="#">IPC0104.jpg</a>
0.45	12	3 x 3 mm	2.1 to 3.5 mm	DFN-12	IPC0124	<a href="#">IPC0124.pdf</a>	<a href="#">IPC0124.jpg</a>
0.5	6	1.6 x 1.6 mm	1 to 2 mm	DFN-6	IPC0055	<a href="#">IPC0055.pdf</a>	<a href="#">IPC0055.jpg</a>
0.5	6	2 x 2 mm	1.3 to 4.1 mm	MLP/DFN-6	PA0049	<a href="#">PA0049.pdf</a>	<a href="#">PA0049.jpg</a>
0.5	6	2 x 3 mm	2 to 4 mm	DFN-6	IPC0153	<a href="#">IPC0153.pdf</a>	<a href="#">IPC0153.jpg</a>
0.5	8	2 x 2 mm	1.4 to 2.4 mm	DFN-8	IPC0061	<a href="#">IPC0061.pdf</a>	<a href="#">IPC0061.jpg</a>
0.5	8	2 x 3 mm	2.2 to 3.4 mm	DFN-8	IPC0062	<a href="#">IPC0062.pdf</a>	<a href="#">IPC0062.jpg</a>
0.5	8	2.1 x 2 mm	1.4 to 2.5 mm	DFN-8	IPC0058	<a href="#">IPC0058.pdf</a>	<a href="#">IPC0058.jpg</a>
0.5	8	2.5 x 2 mm	1.7 to 2.9 mm	DFN-8	IPC0059	<a href="#">IPC0059.pdf</a>	<a href="#">IPC0059.jpg</a>
0.5	8	3 x 2 mm	1.2 to 2.4 mm	DFN-8	IPC0085	<a href="#">IPC0085.pdf</a>	<a href="#">IPC0085.jpg</a>
0.5	8	3 x 3 mm	2.2 to 3.4 mm	DFN-8	IPC0064	<a href="#">IPC0064.pdf</a>	<a href="#">IPC0064.jpg</a>
0.5	8	3 x 3 mm	2.2 to 6.2 mm	LLP-8	PA0134	<a href="#">PA0134.pdf</a>	<a href="#">PA0134.jpg</a>
0.5	10	2.5 x 2.5 mm	1.7 to 3.3 mm	DFN-10	IPC0150	<a href="#">IPC0150.pdf</a>	<a href="#">IPC0150.jpg</a>
0.5	10	3 x 2 mm	1.4 to 2.4 mm	DFN-10	IPC0066	<a href="#">IPC0066.pdf</a>	<a href="#">IPC0066.jpg</a>
0.5	10	3 x 3 mm	2.3 to 3.4 mm	DFN-10	IPC0067	<a href="#">IPC0067.pdf</a>	<a href="#">IPC0067.jpg</a>
0.5	10	3 x 3 mm	2.2 to 6.2 mm	LLP-10	PA0135	<a href="#">PA0135.pdf</a>	<a href="#">PA0135.jpg</a>
0.5	10	3 x 3 mm	2 to 5 mm	MLP/MLF-11	PA0051	<a href="#">PA0051.pdf</a>	<a href="#">PA0051.jpg</a>
0.5	10	3 x 3 mm	3.4 to 5.4 mm	MSOP-10	IPC0077	<a href="#">IPC0077.pdf</a>	<a href="#">IPC0077.jpg</a>
0.5	10	4 x 3 mm	3.2 to 4.4 mm	DFN-10	IPC0068	<a href="#">IPC0068.pdf</a>	<a href="#">IPC0068.jpg</a>
0.5	12	3 x 2 mm	1.4 to 2.4 mm	DFN-12	IPC0131	<a href="#">IPC0131.pdf</a>	<a href="#">IPC0131.jpg</a>
0.5	12	3 x 3 mm	2.3 to 3.6 mm	DFN-12	IPC0176	<a href="#">IPC0176.pdf</a>	<a href="#">IPC0176.jpg</a>
0.5	12	4 x 3 mm	2.2 to 3.4 mm	DFN-12	IPC0070	<a href="#">IPC0070.pdf</a>	<a href="#">IPC0070.jpg</a>
0.5	12	4 x 4 mm	3.2 to 4.4 mm	DFN-12	IPC0071	<a href="#">IPC0071.pdf</a>	<a href="#">IPC0071.jpg</a>
0.5	12	4 x 4 mm	3.2 to 4.4 mm	QFN-12/LFCSP-12	IPC0004	<a href="#">IPC0004.pdf</a>	<a href="#">IPC0004.jpg</a>
0.5	14	3 x 4 mm	2.2 to 6.2 mm	LLP-14	PA0137	<a href="#">PA0137.pdf</a>	<a href="#">PA0137.jpg</a>
0.5	14	4 x 3 mm	2.2 to 3.4 mm	DFN-14	IPC0072	<a href="#">IPC0072.pdf</a>	<a href="#">IPC0072.jpg</a>
0.5	14	4 x 4 mm	3.2 to 4.4 mm	DFN-14	IPC0106	<a href="#">IPC0106.pdf</a>	<a href="#">IPC0106.jpg</a>
0.5	14	5 x 4 mm	3 to 6 mm	MLP/MLF-14	PA0052	<a href="#">PA0052.pdf</a>	<a href="#">PA0052.jpg</a>
0.5	14	5 x 5 mm	4.2 to 5.4 mm	DFN-14	IPC0115	<a href="#">IPC0115.pdf</a>	<a href="#">IPC0115.jpg</a>
0.5	16	4 x 3 mm	3.4 to 5.4 mm	MSOP-16	IPC0079	<a href="#">IPC0079.pdf</a>	<a href="#">IPC0079.jpg</a>
0.5	16	5 x 3 mm	2.2 to 3.4 mm	DFN-16	IPC0073	<a href="#">IPC0073.pdf</a>	<a href="#">IPC0073.jpg</a>

Dual Flat with Center Pad - Table Continues On Next Page

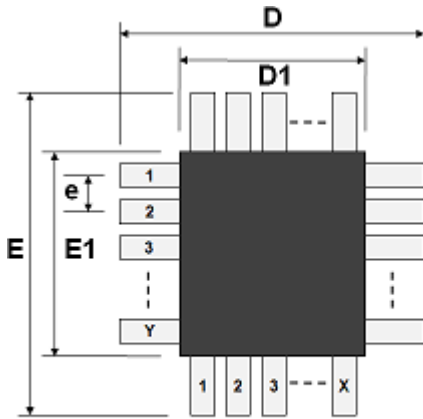
Dual Flat with Center Pad - Table Continued From Previous Page

Pin Pitch (e)	Pin Count	Body Size	Pin Tip-to-Tip Length (D)	Common Name(s)	Part Number	Datasheet	Image
0.5	16	5 x 4 mm	3.1 to 4.5 mm	DFN-16	IPC0074	<a href="#">IPC0074.pdf</a>	<a href="#">IPC0074.jpg</a>
0.5	16	5 x 4 mm	3.2 to 7.2 mm	DFN-16-Exp-Pad	PA0206	<a href="#">PA0206.pdf</a>	<a href="#">PA0206.jpg</a>
0.5	18	5 x 3 mm	2.2 to 3.4 mm	DFN-18	IPC0075	<a href="#">IPC0075.pdf</a>	<a href="#">IPC0075.jpg</a>
0.5	22	6 x 3 mm	2.2 to 3.6 mm	DFN-22	IPC0159	<a href="#">IPC0159.pdf</a>	<a href="#">IPC0159.jpg</a>
0.5	22	6 x 5 mm	4 to 5.4 mm	DFN-22	IPC0089	<a href="#">IPC0089.pdf</a>	<a href="#">IPC0089.jpg</a>
0.5	24	7 x 4 mm	3.1 to 4.5 mm	DFN-24	IPC0112	<a href="#">IPC0112.pdf</a>	<a href="#">IPC0112.jpg</a>
0.65	5	2.0 x 2.1 mm	1.4 to 2.5 mm	DFN-5	IPC0053	<a href="#">IPC0053.pdf</a>	<a href="#">IPC0053.jpg</a>
0.65	6	2 x 2 mm	1.6 to 2.6 mm	DFN-6	IPC0123	<a href="#">IPC0123.pdf</a>	<a href="#">IPC0123.jpg</a>
0.65	6	2 x 2 mm	1.45 to 2.37 mm	SON-6	IPC0165	<a href="#">IPC0165.pdf</a>	<a href="#">IPC0165.jpg</a>
0.65	6	2 x 2.1 mm	1.4 to 2.5 mm	DFN-6	IPC0057	<a href="#">IPC0057.pdf</a>	<a href="#">IPC0057.jpg</a>
0.65	6	2.2 x 2.5 mm	1.7 to 5.7 mm	LLP-6	PA0133	<a href="#">PA0133.pdf</a>	<a href="#">PA0133.jpg</a>
0.65	8	3 x 3 mm	2.2 to 3.4 mm	DFN-8	IPC0063	<a href="#">IPC0063.pdf</a>	<a href="#">IPC0063.jpg</a>
0.65	8	3 x 3 mm	2 to 5 mm	MLP/MLF-8	PA0050	<a href="#">PA0050.pdf</a>	<a href="#">PA0050.jpg</a>
0.65	8	3 x 3 mm	3.4 to 5.4 mm	MSOP-8	IPC0076	<a href="#">IPC0076.pdf</a>	<a href="#">IPC0076.jpg</a>
0.65	8	3 x 3 mm	2 to 5 mm	QFN-8/LFCSP-8	PA0058	<a href="#">PA0058.pdf</a>	<a href="#">PA0058.jpg</a>
0.65	12	4 x 3 mm	3.4 to 5.4 mm	MSOP-12	IPC0078	<a href="#">IPC0078.pdf</a>	<a href="#">IPC0078.jpg</a>
0.8	8	4 x 4 mm	3 to 4.4 mm	DFN-8	IPC0065	<a href="#">IPC0065.pdf</a>	<a href="#">IPC0065.jpg</a>
0.8	10	4 x 4 mm	3.2 to 4.4 mm	DFN-10	IPC0069	<a href="#">IPC0069.pdf</a>	<a href="#">IPC0069.jpg</a>
0.95	5	3 x 3 mm	1.9 to 5.2 mm	MLP/DFN-5	PA0048	<a href="#">PA0048.pdf</a>	<a href="#">PA0048.jpg</a>
0.95	6	3 x 3 mm	2.4 to 3.4 mm	DFN-6	IPC0083	<a href="#">IPC0083.pdf</a>	<a href="#">IPC0083.jpg</a>
1.27	8	6 x 5 mm	4.8 to 6.4 mm	DFN-8	IPC0086	<a href="#">IPC0086.pdf</a>	<a href="#">IPC0086.jpg</a>
1.27	8	6 x 8 mm	7 to 8.6 mm	DFN-8/MLP-8	IPC0172	<a href="#">IPC0172.pdf</a>	<a href="#">IPC0172.jpg</a>

See [Dual Leaded with Center Pad](#) table for additional match possibilities.

## Quad Leaded

## Matching Instructions:



- First match the pin pitch (e).
- Match the pin count.
- Find the closest body size.
- Ensure your IC's pin tip-to-tip length (D) fits within the range shown.
- Click the datasheet link to check full dimensions.
- Click the image link to see a photograph of the adapter.

Pin Pitch (e)	Pin Count	Body Size	Pin Tip-to-Tip Length (D)	Common Name(s)	Part Number	Datasheet	Image
0.4	100	12 x 12 mm	12 to 16 mm	TQFP-100	PA0223	<a href="#">PA0223.pdf</a>	<a href="#">PA0223.jpg</a>
0.4	128	14 x 14 mm	13.6 to 17.6 mm	TQFP-128	PA0190	<a href="#">PA0190.pdf</a>	<a href="#">PA0190.jpg</a>
0.4	144	16 x 16 mm	15.6 to 19.6 mm	TQFP-144	PA0220	<a href="#">PA0220.pdf</a>	<a href="#">PA0220.jpg</a>
0.5	32	5 x 5 mm	5 to 9 mm	TQFP-32	PA0092	<a href="#">PA0092.pdf</a>	<a href="#">PA0092.jpg</a>
0.5	48	7 x 7 mm	7 to 11 mm	TQFP-48/LQFP-48	PA0094	<a href="#">PA0094.pdf</a>	<a href="#">PA0094.jpg</a>
0.5	48	7 x 7 mm	6.2 to 10.4 mm	TQFP-48/LQFP-48/QFP-48	PCB3006-1	<a href="#">PCB3006-1.pdf</a>	<a href="#">PCB3006-1.jpg</a>
0.5	64	10 x 10 mm	10 to 14 mm	TQFP-64/LQFP-64/VQFP-64	PA0096	<a href="#">PA0096.pdf</a>	<a href="#">PA0096.jpg</a>
0.5	64	10 x 10 mm	9.8 to 12.8 mm	TQFP-64/LQFP-64/QFP-64	PCB3006-1	<a href="#">PCB3006-1.pdf</a>	<a href="#">PCB3006-1.jpg</a>
0.5	80	12 x 12 mm	12 to 16 mm	TQFP-80/LQFP-80	PA0110	<a href="#">PA0110.pdf</a>	<a href="#">PA0110.jpg</a>
0.5	80	12 x 12 mm	11.9 to 14.9 mm	TQFP-80/LQFP-80/QFP-80	PCB3006-1	<a href="#">PCB3006-1.pdf</a>	<a href="#">PCB3006-1.jpg</a>
0.5	100	14 x 14 mm	13.6 to 17.6 mm	TQFP-100/VQFP-100	PA0109	<a href="#">PA0109.pdf</a>	<a href="#">PA0109.jpg</a>
0.5	100	14 x 14 mm	13.2 to 17.4 mm	TQFP-100/LQFP-100/QFP-100	PCB3006-1	<a href="#">PCB3006-1.pdf</a>	<a href="#">PCB3006-1.jpg</a>
0.5	128	14 x 20 mm	13.6 to 17.6 mm	LQFP-128/PQFP-128	PA0121	<a href="#">PA0121.pdf</a>	<a href="#">PA0121.jpg</a>
0.5	128	14 x 20 mm	13.6 to 17.6 mm	TQFP-128	PA0221	<a href="#">PA0221.pdf</a>	<a href="#">PA0221.jpg</a>
0.5	128	20 x 20 mm	19.6 to 23.6 mm	LQFP-128	PA0122	<a href="#">PA0122.pdf</a>	<a href="#">PA0122.jpg</a>
0.5	144	20 x 20 mm	19.6 to 23.6 mm	TQFP-144/LQFP-144	PA0188	<a href="#">PA0188.pdf</a>	<a href="#">PA0188.jpg</a>
0.5	160	24 x 24 mm	23.6 to 27.6 mm	TQFP-160	PA0199	<a href="#">PA0199.pdf</a>	<a href="#">PA0199.jpg</a>
0.5	176	24 x 24 mm	23.6 to 27.6 mm	LQFP-176	PA0189	<a href="#">PA0189.pdf</a>	<a href="#">PA0189.jpg</a>
0.5	208	28 x 28 mm	27 to 33 mm	PQFP-208	PA0202	<a href="#">PA0202.pdf</a>	<a href="#">PA0202.jpg</a>
0.5	240	32 x 32 mm	31 to 37 mm	RQFP-240	PA0205	<a href="#">PA0205.pdf</a>	<a href="#">PA0205.jpg</a>
0.65	40	7 x 7 mm	7 to 11 mm	LQFP-40	PA0235	<a href="#">PA0235.pdf</a>	<a href="#">PA0235.jpg</a>
0.65	48	10 x 10 mm	10 to 14 mm	LQFP-48	PA0240	<a href="#">PA0240.pdf</a>	<a href="#">PA0240.jpg</a>
0.65	52	10 x 10 mm	10 to 14 mm	MQFP-52/LQFP-52/TQFP-52	PA0104	<a href="#">PA0104.pdf</a>	<a href="#">PA0104.jpg</a>
0.65	56	10 x 10 mm	10 to 16 mm	TQFP-56	PA0230	<a href="#">PA0230.pdf</a>	<a href="#">PA0230.jpg</a>
0.65	64	12 x 12 mm	12.3 to 14.7 mm	TQFP-64	IPC0138	<a href="#">IPC0138.pdf</a>	<a href="#">IPC0138.jpg</a>
0.65	80	14 x 14 mm	14 to 19 mm	PQFP-80	PA0114	<a href="#">PA0114.pdf</a>	<a href="#">PA0114.jpg</a>
0.65	100	14 x 20 mm	13.6 to 17.6 mm	PQFP-100	PA0200	<a href="#">PA0200.pdf</a>	<a href="#">PA0200.jpg</a>
0.65	112	20 x 20 mm	20 to 23 mm	LQFP-112	PA0203	<a href="#">PA0203.pdf</a>	<a href="#">PA0203.jpg</a>
0.65	160	28 x 28 mm	26.6 to 32.6 mm	PQFP-160	PA0201	<a href="#">PA0201.pdf</a>	<a href="#">PA0201.jpg</a>
0.8	32	7 x 7 mm	7 to 11 mm	TQFP-32/LQFP-32	PA0091	<a href="#">PA0091.pdf</a>	<a href="#">PA0091.jpg</a>
0.8	44	10 x 10 mm	11.2 to 15.2 mm	MQFP-44	IPC0160	<a href="#">IPC0160.pdf</a>	<a href="#">IPC0160.jpg</a>
0.8	44	10 x 10 mm	10 to 14 mm	TQFP-44/LQFP-44/PQFP-44/VQFP-44	PA0093	<a href="#">PA0093.pdf</a>	<a href="#">PA0093.jpg</a>
0.8	44	14 x 14 mm	14.3 to 18.3 mm	TQFP-44	IPC0134	<a href="#">IPC0134.pdf</a>	<a href="#">IPC0134.jpg</a>
0.8	48	10 x 14 mm	10.3 to 12.7 mm	TQFP-48	IPC0136	<a href="#">IPC0136.pdf</a>	<a href="#">IPC0136.jpg</a>
0.8	48	11 x 11 mm	11 to 15 mm	PQFP-48	PA0095	<a href="#">PA0095.pdf</a>	<a href="#">PA0095.jpg</a>
0.8	60	14 x 14 mm	14.3 to 18.3 mm	TQFP-60	IPC0137	<a href="#">IPC0137.pdf</a>	<a href="#">IPC0137.jpg</a>
0.8	64	14 x 14 mm	14 to 19 mm	TQFP-64/PQFP-64	PA0113	<a href="#">PA0113.pdf</a>	<a href="#">PA0113.jpg</a>
0.8	80	14 x 20 mm	14.3 to 19.5 mm	TQFP-80	IPC0139	<a href="#">IPC0139.pdf</a>	<a href="#">IPC0139.jpg</a>

Quad Leaded - Table Continues On Next Page

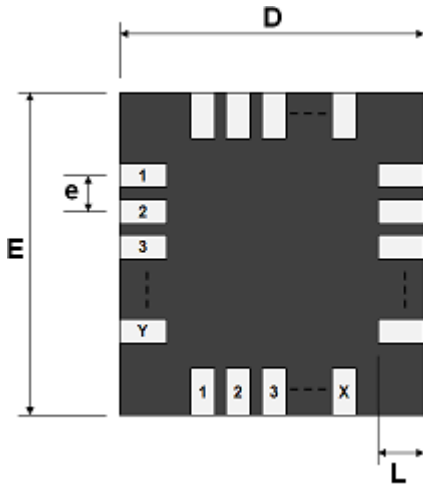
Quad Leaded - Table Continued From Previous Page

Pin Pitch (e)	Pin Count	Body Size	Pin Tip-to-Tip Length (D)	Common Name(s)	Part Number	Datasheet	Image
1	44	14 x 14 mm	14.3 to 18.9 mm	TQFP-44	IPC0135	<a href="#">IPC0135.pdf</a>	<a href="#">IPC0135.jpg</a>
1	52	14 x 14 mm	14 to 19 mm	TQFP-52	PA0241	<a href="#">PA0241.pdf</a>	<a href="#">PA0241.jpg</a>
1	64	14 x 20 mm	14.3 to 18.5 mm	TQFP-64	IPC0133	<a href="#">IPC0133.pdf</a>	<a href="#">IPC0133.jpg</a>
1.27	16	7.4 x 7.4 mm	5 to 10.5 mm	PLCC-16/JLCC-16/LCC-16	PA0242	<a href="#">PA0242.pdf</a>	<a href="#">PA0242.jpg</a>

See [Quad Flat](#) table for additional match possibilities.

## Quad Flat

## Matching Instructions:



- First match the pin pitch (e).
- Match the pin count.
- Find the closest body size.
- Ensure your IC's pin tip-to-tip length (D) fits within the range shown.
- Click the datasheet link to check full dimensions.
- Click the image link to see a photograph of the adapter.

Pin Pitch (e)	Pin Count	Body Size	Pin Tip-to-Tip Length (D)	Common Name(s)	Part Number	Datasheet	Image
0.4	8	1.4 x 1.2 mm	0.6 to 1.6 mm	QFN-8/LFCSP-8	IPC0001	<a href="#">IPC0001.pdf</a>	<a href="#">IPC0001.jpg</a>
0.4	10	1.55 x 1.15 mm	0.6 to 1 mm	LGA-10	IPC0182	<a href="#">IPC0182.pdf</a>	<a href="#">IPC0182.jpg</a>
0.4	10	1.8 x 1.4 mm	0.6 to 1.8 mm	QFN-10/LFCSP-10	IPC0035	<a href="#">IPC0035.pdf</a>	<a href="#">IPC0035.jpg</a>
0.4	12	2 x 1.7 mm	0.7 to 2.5 mm	QFN-12/LFCSP-12	IPC0181	<a href="#">IPC0181.pdf</a>	<a href="#">IPC0181.jpg</a>
0.4	12	2.2 x 1.4 mm	0.6 to 1.8 mm	QFN-12/LFCSP-12	IPC0037	<a href="#">IPC0037.pdf</a>	<a href="#">IPC0037.jpg</a>
0.4	16	2.6 x 1.8 mm	1 to 2.2 mm	QFN-16/LFCSP-16	IPC0039	<a href="#">IPC0039.pdf</a>	<a href="#">IPC0039.jpg</a>
0.4	20	3 x 2.5 mm	1.7 to 5.7 mm	LLP-20	PA0139	<a href="#">PA0139.pdf</a>	<a href="#">PA0139.jpg</a>
0.4	20	3 x 3 mm	2 to 3.4 mm	QFN-20/LFCSP-20	IPC0102	<a href="#">IPC0102.pdf</a>	<a href="#">IPC0102.jpg</a>
0.4	20	3.2 x 1.8 mm	1 to 2.2 mm	QFN-20/LFCSP-20	IPC0040	<a href="#">IPC0040.pdf</a>	<a href="#">IPC0040.jpg</a>
0.5	8	1.5 x 1.5 mm	0.7 to 1.85 mm	QFN-8/LFCSP-8	IPC0121	<a href="#">IPC0121.pdf</a>	<a href="#">IPC0121.jpg</a>
0.5	8	3 x 3 mm	2.2 to 5.2 mm	QFN-8/LFCSP-8	PA0057	<a href="#">PA0057.pdf</a>	<a href="#">PA0057.jpg</a>
0.5	10	2.1 x 1.6 mm	0.8 to 2 mm	QFN-10/LFCSP-10	IPC0036	<a href="#">IPC0036.pdf</a>	<a href="#">IPC0036.jpg</a>
0.5	12	2 x 2 mm	1.2 to 1.9 mm	LGA-12	IPC0096	<a href="#">IPC0096.pdf</a>	<a href="#">IPC0096.jpg</a>
0.5	12	3 x 3 mm	1.8 to 3.4 mm	LGA-12	IPC0090	<a href="#">IPC0090.pdf</a>	<a href="#">IPC0090.jpg</a>
0.5	14	3.5 x 3.5 mm	2.5 to 5.5 mm	QFN-14/LFCSP-14	PA0059	<a href="#">PA0059.pdf</a>	<a href="#">PA0059.jpg</a>
0.5	16	3 x 3 mm	2 to 6 mm	LGA-16	PA0103	<a href="#">PA0103.pdf</a>	<a href="#">PA0103.jpg</a>
0.5	16	3 x 3 mm	2.1 to 5.1 mm	MLP/MLF-16	PA0053	<a href="#">PA0053.pdf</a>	<a href="#">PA0053.jpg</a>
0.5	16	3 x 3 mm	2.2 to 5.2 mm	QFN-16/LFCSP-16	PA0061	<a href="#">PA0061.pdf</a>	<a href="#">PA0061.jpg</a>
0.5	16	3.5 x 3.5 mm	2.5 to 6.5 mm	CSP-16	PA0115	<a href="#">PA0115.pdf</a>	<a href="#">PA0115.jpg</a>
0.5	16	4 x 4 mm	3.2 to 7.2 mm	LLP-16	PA0138	<a href="#">PA0138.pdf</a>	<a href="#">PA0138.jpg</a>
0.5	20	3.5 x 3.5 mm	2.5 to 6.5 mm	CSP-20	PA0119	<a href="#">PA0119.pdf</a>	<a href="#">PA0119.jpg</a>
0.5	20	4 x 4 mm	3.1 to 6.1 mm	MLP/MLF-20	PA0054	<a href="#">PA0054.pdf</a>	<a href="#">PA0054.jpg</a>
0.5	20	4 x 4 mm	3 to 6 mm	QFN-20/LFCSP-20	PA0063	<a href="#">PA0063.pdf</a>	<a href="#">PA0063.jpg</a>
0.5	24	3.5 x 4.5 mm	2.5 to 6.5 mm	CSP-24	PA0116	<a href="#">PA0116.pdf</a>	<a href="#">PA0116.jpg</a>
0.5	24	4 x 4 mm	3.3 to 6.3 mm	QFN-24/LFCSP-24	PA0064	<a href="#">PA0064.pdf</a>	<a href="#">PA0064.jpg</a>
0.5	24	4 x 5 mm	3 to 7 mm	LLP-24	PA0140	<a href="#">PA0140.pdf</a>	<a href="#">PA0140.jpg</a>
0.5	28	4 x 5 mm	4.2 to 4.85 mm	LGA-28	IPC0105	<a href="#">IPC0105.pdf</a>	<a href="#">IPC0105.jpg</a>
0.5	28	4.5 x 5.5 mm	3.5 to 7.5 mm	CSP-28	PA0117	<a href="#">PA0117.pdf</a>	<a href="#">PA0117.jpg</a>
0.5	28	5 x 5 mm	4.2 to 8.2 mm	LLP-28	PA0141	<a href="#">PA0141.pdf</a>	<a href="#">PA0141.jpg</a>
0.5	28	5 x 5 mm	4.1 to 7.1 mm	MLP/MLF-28	PA0055	<a href="#">PA0055.pdf</a>	<a href="#">PA0055.jpg</a>
0.5	28	5 x 5 mm	4 to 7 mm	QFN-28/LFCSP-28	PA0065	<a href="#">PA0065.pdf</a>	<a href="#">PA0065.jpg</a>
0.5	32	4.5 x 5.5 mm	3.5 to 7.5 mm	CSP-32	PA0120	<a href="#">PA0120.pdf</a>	<a href="#">PA0120.jpg</a>
0.5	32	5 x 5 mm	4.2 to 8.2 mm	LLP-32	PA0142	<a href="#">PA0142.pdf</a>	<a href="#">PA0142.jpg</a>
0.5	32	5 x 5 mm	4.3 to 7.3 mm	QFN-32/LFCSP-32	PA0067	<a href="#">PA0067.pdf</a>	<a href="#">PA0067.jpg</a>
0.5	36	6 x 6 mm	5.2 to 9.2 mm	LLP-36	PA0143	<a href="#">PA0143.pdf</a>	<a href="#">PA0143.jpg</a>
0.5	36	6 x 6 mm	5 to 8 mm	QFN-36/LFCSP-36	PA0069	<a href="#">PA0069.pdf</a>	<a href="#">PA0069.jpg</a>
0.5	40	6 x 6 mm	5.2 to 9.2 mm	LLP-40	PA0144	<a href="#">PA0144.pdf</a>	<a href="#">PA0144.jpg</a>
0.5	40	6 x 6 mm	5.2 to 8.2 mm	MLP/MLF-40	PA0056	<a href="#">PA0056.pdf</a>	<a href="#">PA0056.jpg</a>

Quad Flat - Table Continues On Next Page



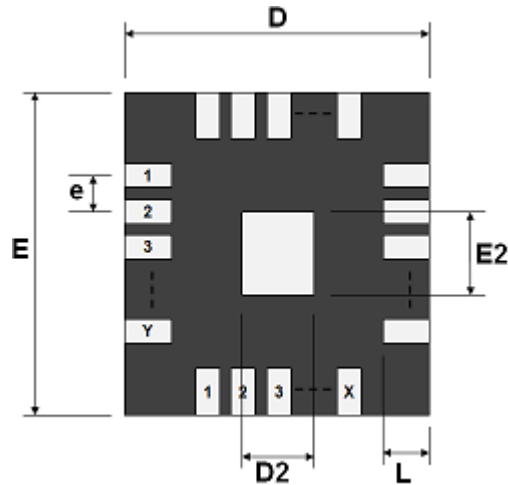
Quad Flat - Table Continued From Previous Page

Pin Pitch (e)	Pin Count	Body Size	Pin Tip-to-Tip Length (D)	Common Name(s)	Part Number	Datasheet	Image
0.5	40	6 x 6 mm	5.3 to 8.3 mm	QFN-40/LFCSP-40	PA0071	<a href="#">PA0071.pdf</a>	<a href="#">PA0071.jpg</a>
0.5	40	7 x 5 mm	4.3 to 7.3 mm	QFN-40/LFCSP-40	PA0070	<a href="#">PA0070.pdf</a>	<a href="#">PA0070.jpg</a>
0.5	44	7 x 7 mm	5.8 to 9.8 mm	LLP-44	PA0145	<a href="#">PA0145.pdf</a>	<a href="#">PA0145.jpg</a>
0.5	44	7 x 7 mm	6 to 9 mm	QFN-44/LFCSP-44	PA0072	<a href="#">PA0072.pdf</a>	<a href="#">PA0072.jpg</a>
0.5	48	7 x 7 mm	6 to 10 mm	CSP-48	PA0118	<a href="#">PA0118.pdf</a>	<a href="#">PA0118.jpg</a>
0.5	48	7 x 7 mm	6.2 to 10.2 mm	LLP-48	PA0146	<a href="#">PA0146.pdf</a>	<a href="#">PA0146.jpg</a>
0.5	48	7 x 7 mm	6.3 to 9.3 mm	QFN-48/LFCSP-48	PA0073	<a href="#">PA0073.pdf</a>	<a href="#">PA0073.jpg</a>
0.5	54	10 x 5.5 mm	4.7 to 8.7 mm	LLP-54	PA0147	<a href="#">PA0147.pdf</a>	<a href="#">PA0147.jpg</a>
0.5	56	8 x 8 mm	7.3 to 10.3 mm	QFN-56/LFCSP-56	PA0074	<a href="#">PA0074.pdf</a>	<a href="#">PA0074.jpg</a>
0.5	56	9 x 9 mm	7.8 to 11.8 mm	LLP-56	PA0148	<a href="#">PA0148.pdf</a>	<a href="#">PA0148.jpg</a>
0.5	60	9 x 9 mm	7.8 to 11.8 mm	LLP-60	PA0149	<a href="#">PA0149.pdf</a>	<a href="#">PA0149.jpg</a>
0.5	64	9 x 9 mm	8.2 to 12.2 mm	LLP-64	PA0150	<a href="#">PA0150.pdf</a>	<a href="#">PA0150.jpg</a>
0.5	68	10 x 10 mm	8.8 to 12.8 mm	LLP-68	PA0151	<a href="#">PA0151.pdf</a>	<a href="#">PA0151.jpg</a>
0.55	28	5 x 5 mm	4 to 5.4 mm	LGA-28	IPC0098	<a href="#">IPC0098.pdf</a>	<a href="#">IPC0098.jpg</a>
0.6	28	7.5 x 4.4 mm	3 to 4.2 mm	LGA-28	IPC0109	<a href="#">IPC0109.pdf</a>	<a href="#">IPC0109.jpg</a>
0.65	10	3 x 3 mm	2 to 3.4 mm	LGA-10	IPC0161	<a href="#">IPC0161.pdf</a>	<a href="#">IPC0161.jpg</a>
0.65	16	4 x 4 mm	2.8 to 7.8 mm	LGA-16	PA0102	<a href="#">PA0102.pdf</a>	<a href="#">PA0102.jpg</a>
0.65	16	4 x 4 mm	3 to 6 mm	QFN-16/LFCSP-16	PA0060	<a href="#">PA0060.pdf</a>	<a href="#">PA0060.jpg</a>
0.65	32	7 x 7 mm	6 to 9 mm	QFN-32/LFCSP-32	PA0068	<a href="#">PA0068.pdf</a>	<a href="#">PA0068.jpg</a>
0.8	14	3 x 5 mm	1.2 to 6.2 mm	LGA-14	PA0101	<a href="#">PA0101.pdf</a>	<a href="#">PA0101.jpg</a>
0.8	16	5 x 5 mm	3.2 to 8.2 mm	LGA-16	PA0099	<a href="#">PA0099.pdf</a>	<a href="#">PA0099.jpg</a>
0.8	16	5 x 5 mm	4 to 7 mm	QFN-16/LFCSP-16	PA0062	<a href="#">PA0062.pdf</a>	<a href="#">PA0062.jpg</a>
0.8	28	7 x 7 mm	6 to 9 mm	QFN-28/LFCSP-28	PA0066	<a href="#">PA0066.pdf</a>	<a href="#">PA0066.jpg</a>
0.8	36	9 x 9 mm	7.8 to 9.8 mm	QFN-36/LFCSP-36	IPC0145	<a href="#">IPC0145.pdf</a>	<a href="#">IPC0145.jpg</a>
1	16	4.4 x 7.5 mm	2.4 to 7.4 mm	LGA-16	PA0100	<a href="#">PA0100.pdf</a>	<a href="#">PA0100.jpg</a>
1.2	24	19.5 x 11.5 mm	9.5 to 12.5 mm	RN4020	IPC0190	<a href="#">IPC0190.pdf</a>	<a href="#">IPC0190.jpg</a>
1.2	32	25.8 x 13.4 mm	10.8 to 14.8 mm	RN42	IPC0191	<a href="#">IPC0191.pdf</a>	<a href="#">IPC0191.jpg</a>
1.27	8	5 x 5 mm	2.45 to 8.45 mm	LGA-8	PA0098	<a href="#">PA0098.pdf</a>	<a href="#">PA0098.jpg</a>
1.27	10	3 x 5 mm	1.6 to 3 mm	LGA-10	IPC0103	<a href="#">IPC0103.pdf</a>	<a href="#">IPC0103.jpg</a>
1.27	20	10 x 10 mm	6.75 to 12.25 mm	PLCC-20/JLCC-20/LCC-20	PA0105	<a href="#">PA0105.pdf</a>	<a href="#">PA0105.jpg</a>
1.27	28	12.5 x 12.5 mm	9.25 to 14.75 mm	PLCC-28/JLCC-28/LCC-28	PA0106	<a href="#">PA0106.pdf</a>	<a href="#">PA0106.jpg</a>
1.27	32	11.5 x 14 mm	9.25 to 14.75 mm	PLCC-32/JLCC-32/LCC-32	PA0214	<a href="#">PA0214.pdf</a>	<a href="#">PA0214.jpg</a>
1.27	44	17.5 x 17.5 mm	14.25 to 19.75 mm	PLCC-44/JLCC-44/LCC-44	PA0107	<a href="#">PA0107.pdf</a>	<a href="#">PA0107.jpg</a>
1.27	52	19 x 19 mm	16.75 to 22.25 mm	PLCC-52/JLCC-52/LCC-52	PA0219	<a href="#">PA0219.pdf</a>	<a href="#">PA0219.jpg</a>
1.27	68	25 x 25 mm	21.75 to 27.25 mm	PLCC-68/JLCC-68/LCC-68	PA0108	<a href="#">PA0108.pdf</a>	<a href="#">PA0108.jpg</a>
1.27	84	30 x 30 mm	26.95 to 32.45 mm	PLCC-84/JLCC-84/LCC-84	PA0111	<a href="#">PA0111.pdf</a>	<a href="#">PA0111.jpg</a>

See [Quad Leaded](#) table for additional match possibilities.

## Quad Flat with Center Pad

## Matching Instructions:



- First match the pin pitch (e).
- Match the pin count.
- Find the closest body size.
- Ensure your IC's pin tip-to-tip length (D) fits within the range shown.
- Click the datasheet link to check full dimensions.
- Click the image link to see a photograph of the adapter.

Pin Pitch (e)	Pin Count	Body Size	Pin Tip-to-Tip Length (D)	Common Name(s)	Part Number	Datasheet	Image
0.4	12	2 x 2 mm	1.42 to 2.4 mm	QFN-12/LFCSP-12	IPC0154	<a href="#">IPC0154.pdf</a>	<a href="#">IPC0154.jpg</a>
0.4	24	3.5 x 3.5 mm	2.7 to 3.9 mm	QFN-24/LFCSP-24	IPC0107	<a href="#">IPC0107.pdf</a>	<a href="#">IPC0107.jpg</a>
0.4	28	4 x 4 mm	3.1 to 4.4 mm	QFN-28/LFCSP-28	IPC0042	<a href="#">IPC0042.pdf</a>	<a href="#">IPC0042.jpg</a>
0.4	32	4 x 4 mm	3.3 to 4.4 mm	QFN-32/LFCSP-32	IPC0122	<a href="#">IPC0122.pdf</a>	<a href="#">IPC0122.jpg</a>
0.4	32	4 x 5 mm	3.2 to 4.4 mm	QFN-32/LFCSP-32	IPC0043	<a href="#">IPC0043.pdf</a>	<a href="#">IPC0043.jpg</a>
0.4	40	5 x 5 mm	4.2 to 5.4 mm	QFN-40/LFCSP-40	IPC0044	<a href="#">IPC0044.pdf</a>	<a href="#">IPC0044.jpg</a>
0.4	46	4 x 7 mm	3.2 to 4.4 mm	QFN-46/LFCSP-46	IPC0045	<a href="#">IPC0045.pdf</a>	<a href="#">IPC0045.jpg</a>
0.4	48	6 x 6 mm	5.1 to 6.4 mm	QFN-48/LFCSP-48	IPC0028	<a href="#">IPC0028.pdf</a>	<a href="#">IPC0028.jpg</a>
0.4	56	5 x 9 mm	4.1 to 5.5 mm	QFN-56/LFCSP-56	IPC0101	<a href="#">IPC0101.pdf</a>	<a href="#">IPC0101.jpg</a>
0.4	56	7 x 7 mm	6 to 7.6 mm	QFN-56/LFCSP-56	IPC0144	<a href="#">IPC0144.pdf</a>	<a href="#">IPC0144.jpg</a>
0.4	68	8 x 8 mm	7.1 to 8.4 mm	QFN-68/LFCSP-68	IPC0046	<a href="#">IPC0046.pdf</a>	<a href="#">IPC0046.jpg</a>
0.4	100	12 x 12 mm	11.2 to 12.4 mm	QFN-100/LFCSP-100	IPC0118	<a href="#">IPC0118.pdf</a>	<a href="#">IPC0118.jpg</a>
0.45	20	3 x 3 mm	2.3 to 3.5 mm	QFN-20/LFCSP-20	IPC0108	<a href="#">IPC0108.pdf</a>	<a href="#">IPC0108.jpg</a>
0.45	28	4 x 4 mm	3.3 to 4.5 mm	QFN-28/LFCSP-28	IPC0080	<a href="#">IPC0080.pdf</a>	<a href="#">IPC0080.jpg</a>
0.5	12	3 x 3 mm	2.2 to 3.4 mm	QFN-12/LFCSP-12	IPC0038	<a href="#">IPC0038.pdf</a>	<a href="#">IPC0038.jpg</a>
0.5	14	3 x 2.5 mm	1.7 to 3.3 mm	QFN-14/LFCSP-14	IPC0180	<a href="#">IPC0180.pdf</a>	<a href="#">IPC0180.jpg</a>
0.5	14	3.2 x 2.5 mm	1.9 to 2.9 mm	QFN-14/LFCSP-14	IPC0117	<a href="#">IPC0117.pdf</a>	<a href="#">IPC0117.jpg</a>
0.5	14	3.5 x 3.5 mm	2.7 to 3.9 mm	QFN-14/LFCSP-14	IPC0005	<a href="#">IPC0005.pdf</a>	<a href="#">IPC0005.jpg</a>
0.5	16	3 x 3 mm	2.2 to 3.4 mm	QFN-16/LFCSP-16	IPC0006	<a href="#">IPC0006.pdf</a>	<a href="#">IPC0006.jpg</a>
0.5	16	3.5 x 3.5 mm	2.7 to 3.9 mm	QFN-16/LFCSP-16	IPC0110	<a href="#">IPC0110.pdf</a>	<a href="#">IPC0110.jpg</a>
0.5	16	4 x 3.5 mm	2.6 to 4.3 mm	QFN-16/LFCSP-16	IPC0174	<a href="#">IPC0174.pdf</a>	<a href="#">IPC0174.jpg</a>
0.5	16	4 x 4 mm	3.2 to 4.4 mm	QFN-16/LFCSP-16	IPC0008	<a href="#">IPC0008.pdf</a>	<a href="#">IPC0008.jpg</a>
0.5	20	3 x 3 mm	2.2 to 3.4 mm	QFN-20/LFCSP-20	IPC0113	<a href="#">IPC0113.pdf</a>	<a href="#">IPC0113.jpg</a>
0.5	20	3 x 4 mm	2.2 to 3.4 mm	QFN-20/LFCSP-20	IPC0010	<a href="#">IPC0010.pdf</a>	<a href="#">IPC0010.jpg</a>
0.5	20	4 x 3.5 mm	2.6 to 4.3 mm	QFN-20/LFCSP-20	IPC0175	<a href="#">IPC0175.pdf</a>	<a href="#">IPC0175.jpg</a>
0.5	20	4 x 4 mm	2.8 to 4.4 mm	QFN-20/LFCSP-20	IPC0011	<a href="#">IPC0011.pdf</a>	<a href="#">IPC0011.jpg</a>
0.5	20	4 x 4 mm	3.2 to 4.4 mm	QFN-20/LFCSP-20	IPC0082	<a href="#">IPC0082.pdf</a>	<a href="#">IPC0082.jpg</a>
0.5	20	4.5 x 3.5 mm	2.7 to 4.3 mm	QFN-20/LFCSP-20	IPC0126	<a href="#">IPC0126.pdf</a>	<a href="#">IPC0126.jpg</a>
0.5	24	4 x 4 mm	3.2 to 4.4 mm	QFN-24/LFCSP-24	IPC0014	<a href="#">IPC0014.pdf</a>	<a href="#">IPC0014.jpg</a>
0.5	24	4 x 5 mm	3.2 to 4.4 mm	QFN-24/LFCSP-24	IPC0041	<a href="#">IPC0041.pdf</a>	<a href="#">IPC0041.jpg</a>
0.5	24	4.5 x 3.5 mm	2.7 to 4.3 mm	QFN-24/LFCSP-24	IPC0125	<a href="#">IPC0125.pdf</a>	<a href="#">IPC0125.jpg</a>
0.5	24	5 x 3 mm	2.1 to 3.5 mm	QFN-24/LFCSP-24	IPC0158	<a href="#">IPC0158.pdf</a>	<a href="#">IPC0158.jpg</a>
0.5	24	5.5 x 3.5 mm	2.6 to 4.3 mm	QFN-24/LFCSP-24	IPC0186	<a href="#">IPC0186.pdf</a>	<a href="#">IPC0186.jpg</a>
0.5	28	4 x 5 mm	3.2 to 4.4 mm	QFN-28/LFCSP-28	IPC0016	<a href="#">IPC0016.pdf</a>	<a href="#">IPC0016.jpg</a>
0.5	28	5 x 5 mm	3.9 to 5.4 mm	QFN-28/LFCSP-28	IPC0017	<a href="#">IPC0017.pdf</a>	<a href="#">IPC0017.jpg</a>
0.5	28	5.5 x 3.5 mm	2.6 to 4.3 mm	QFN-28/LFCSP-28	IPC0187	<a href="#">IPC0187.pdf</a>	<a href="#">IPC0187.jpg</a>
0.5	32	4 x 6 mm	3.2 to 4.4 mm	QFN-32/LFCSP-32	IPC0019	<a href="#">IPC0019.pdf</a>	<a href="#">IPC0019.jpg</a>

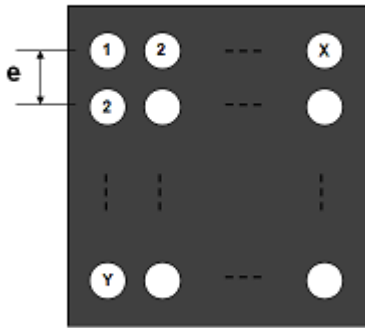
Quad Flat with Center Pad - Table Continues On Next Page

Quad Flat with Center Pad - Table Continued From Previous Page

Pin Pitch (e)	Pin Count	Body Size	Pin Tip-to-Tip Length (D)	Common Name(s)	Part Number	Datasheet	Image
0.5	32	5 x 5 mm	4.2 to 5.4 mm	QFN-32/LFCSP-32	IPC0020	<a href="#">IPC0020.pdf</a>	<a href="#">IPC0020.jpg</a>
0.5	32	5 x 6 mm	4 to 5.4 mm	QFN-32/LFCSP-32	IPC0021	<a href="#">IPC0021.pdf</a>	<a href="#">IPC0021.jpg</a>
0.5	36	5 x 6 mm	4.1 to 5.5 mm	QFN-36/LFCSP-36	IPC0095	<a href="#">IPC0095.pdf</a>	<a href="#">IPC0095.jpg</a>
0.5	36	6 x 6 mm	4.8 to 6.4 mm	QFN-36/LFCSP-36	IPC0024	<a href="#">IPC0024.pdf</a>	<a href="#">IPC0024.jpg</a>
0.5	38	5 x 7 mm	4.2 to 5.4 mm	QFN-38/LFCSP-38	IPC0025	<a href="#">IPC0025.pdf</a>	<a href="#">IPC0025.jpg</a>
0.5	40	6 x 6 mm	5.2 to 6.4 mm	QFN-40/LFCSP-40	IPC0026	<a href="#">IPC0026.pdf</a>	<a href="#">IPC0026.jpg</a>
0.5	42	9 x 3.5 mm	2.7 to 4.3 mm	QFN-42/LFCSP-42	IPC0128	<a href="#">IPC0128.pdf</a>	<a href="#">IPC0128.jpg</a>
0.5	44	7 x 7 mm	5.8 to 7.4 mm	QFN-44/LFCSP-44	IPC0027	<a href="#">IPC0027.pdf</a>	<a href="#">IPC0027.jpg</a>
0.5	48	7 x 7 mm	6.2 to 7.4 mm	QFN-48/LFCSP-48	IPC0029	<a href="#">IPC0029.pdf</a>	<a href="#">IPC0029.jpg</a>
0.5	50	5 x 10 mm	4.2 to 5.4 mm	QFN-50/LFCSP-50	IPC0030	<a href="#">IPC0030.pdf</a>	<a href="#">IPC0030.jpg</a>
0.5	52	8 x 8 mm	7.2 to 8.4 mm	QFN-52/LFCSP-52	IPC0120	<a href="#">IPC0120.pdf</a>	<a href="#">IPC0120.jpg</a>
0.5	56	5 x 11 mm	4.2 to 5.8 mm	QFN-56/LFCSP-56	IPC0146	<a href="#">IPC0146.pdf</a>	<a href="#">IPC0146.jpg</a>
0.5	56	8 x 8 mm	7.2 to 8.4 mm	QFN-56/LFCSP-56	IPC0031	<a href="#">IPC0031.pdf</a>	<a href="#">IPC0031.jpg</a>
0.5	64	9 x 9 mm	8.2 to 9.4 mm	QFN-64/LFCSP-64	IPC0032	<a href="#">IPC0032.pdf</a>	<a href="#">IPC0032.jpg</a>
0.5	68	10 x 10 mm	8.9 to 10.4 mm	QFN-68/LFCSP-68	IPC0033	<a href="#">IPC0033.pdf</a>	<a href="#">IPC0033.jpg</a>
0.5	72	10 x 10 mm	9.2 to 10.4 mm	QFN-72/LFCSP-72	IPC0034	<a href="#">IPC0034.pdf</a>	<a href="#">IPC0034.jpg</a>
0.65	8	3 x 3 mm	1.8 to 3.4 mm	QFN-8/LFCSP-8	IPC0002	<a href="#">IPC0002.pdf</a>	<a href="#">IPC0002.jpg</a>
0.65	16	4 x 4 mm	2.8 to 4.4 mm	QFN-16/LFCSP-16	IPC0007	<a href="#">IPC0007.pdf</a>	<a href="#">IPC0007.jpg</a>
0.65	16	4 x 4 mm	3.2 to 4.9 mm	QFN-16/LFCSP-16	IPC0143	<a href="#">IPC0143.pdf</a>	<a href="#">IPC0143.jpg</a>
0.65	20	5 x 5 mm	3.8 to 5.4 mm	QFN-20/LFCSP-20	IPC0012	<a href="#">IPC0012.pdf</a>	<a href="#">IPC0012.jpg</a>
0.65	24	5 x 5 mm	4.2 to 5.4 mm	QFN-24/LFCSP-24	IPC0081	<a href="#">IPC0081.pdf</a>	<a href="#">IPC0081.jpg</a>
0.65	28	6 x 6 mm	4.8 to 6.4 mm	QFN-28/LFCSP-28	IPC0018	<a href="#">IPC0018.pdf</a>	<a href="#">IPC0018.jpg</a>
0.65	28	6 x 6 mm	5.3 to 6.8 mm	QFN-28/LFCSP-28	IPC0188	<a href="#">IPC0188.pdf</a>	<a href="#">IPC0188.jpg</a>
0.65	32	6 x 6 mm	5.2 to 6.8 mm	QFN-32/LFCSP-32	IPC0100	<a href="#">IPC0100.pdf</a>	<a href="#">IPC0100.jpg</a>
0.65	32	7 x 7 mm	5.8 to 7.4 mm	QFN-32/LFCSP-32	IPC0022	<a href="#">IPC0022.pdf</a>	<a href="#">IPC0022.jpg</a>
0.65	44	8 x 8 mm	7.2 to 8.8 mm	QFN-44/LFCSP-44	IPC0099	<a href="#">IPC0099.pdf</a>	<a href="#">IPC0099.jpg</a>
0.65	48	9 x 9 mm	7.9 to 9.5 mm	QFN-48/LFCSP-48	IPC0097	<a href="#">IPC0097.pdf</a>	<a href="#">IPC0097.jpg</a>
0.8	12	4 x 4 mm	2.8 to 4.4 mm	QFN-12/LFCSP-12	IPC0003	<a href="#">IPC0003.pdf</a>	<a href="#">IPC0003.jpg</a>
0.8	16	5 x 5 mm	3.8 to 5.4 mm	QFN-16/LFCSP-16	IPC0009	<a href="#">IPC0009.pdf</a>	<a href="#">IPC0009.jpg</a>
0.8	20	6 x 6 mm	4.8 to 6.4 mm	QFN-20/LFCSP-20	IPC0013	<a href="#">IPC0013.pdf</a>	<a href="#">IPC0013.jpg</a>
0.8	24	6 x 6 mm	5.2 to 6.4 mm	QFN-24/LFCSP-24	IPC0015	<a href="#">IPC0015.pdf</a>	<a href="#">IPC0015.jpg</a>
0.8	32	8 x 8 mm	6.94 to 8.4 mm	QFN-32/LFCSP-32	IPC0023	<a href="#">IPC0023.pdf</a>	<a href="#">IPC0023.jpg</a>
0.9	36	9 x 11 mm	7.89 to 9.79 mm	QFN-36/LFCSP-36 (5 center pads)	IPC0192	<a href="#">IPC0192.pdf</a>	<a href="#">IPC0192.jpg</a>

## Ball Grid Array

### Matching Instructions:



- First match the ball pitch (**e**).
- Find an equal or larger ball count.
- Find an equal or larger ball grid arrangement.
- Click the datasheet link to check full dimensions.
- Click the image link to see a photograph of the adapter.

Ball Pitch (e)	Ball Count	Ball Grid	Common Name(s)	Part Number	Datasheet	Image
0.4	25	5 x 5	BGA-25	BGA0016	<a href="#">BGA0016.pdf</a>	<a href="#">BGA0016.jpg</a>
0.5	4	2 x 2	MicroSMD-4/BGA-4	PA0152	<a href="#">PA0152.pdf</a>	<a href="#">PA0152.jpg</a>
0.5	5	2 x 3	MicroSMD-5/BGA-5	PA0153	<a href="#">PA0153.pdf</a>	<a href="#">PA0153.jpg</a>
0.5	6	2 x 3	MicroSMD-6/BGA-6	PA0154	<a href="#">PA0154.pdf</a>	<a href="#">PA0154.jpg</a>
0.5	8	3 x 3	MicroSMD-8/BGA-8	PA0155	<a href="#">PA0155.pdf</a>	<a href="#">PA0155.jpg</a>
0.5	10	3 x 4	MicroSMD-10/BGA-10	PA0157	<a href="#">PA0157.pdf</a>	<a href="#">PA0157.jpg</a>
0.5	14	4 x 5	MicroSMD-14/BGA-14	PA0159	<a href="#">PA0159.pdf</a>	<a href="#">PA0159.jpg</a>
0.5	25	5 x 5	BGA-25	BGA0011	<a href="#">BGA0011.pdf</a>	<a href="#">BGA0011.jpg</a>
0.5	42	6 x 7	BGA-42	BGA0010	<a href="#">BGA0010.pdf</a>	<a href="#">BGA0010.jpg</a>
0.65	100	10 x 10	BGA-100	BGA0015	<a href="#">BGA0015.pdf</a>	<a href="#">BGA0015.jpg</a>
0.75	54	6 x 9	BGA-54	BGA0014	<a href="#">BGA0014.pdf</a>	<a href="#">BGA0014.jpg</a>
0.8	4	2 x 2	BGA-4	PA0243	<a href="#">PA0243.pdf</a>	<a href="#">PA0243.jpg</a>
0.8	100	10 x 10	BGA-100	BGA0001	<a href="#">BGA0001.pdf</a>	<a href="#">BGA0001.jpg</a>
0.8	324	18 x 18	BGA-324	BGA0002	<a href="#">BGA0002.pdf</a>	<a href="#">BGA0002.jpg</a>
1	24	4 x 6	BGA-24	IPC0170	<a href="#">IPC0170.pdf</a>	<a href="#">IPC0170.jpg</a>
1	25	5 x 5	BGA-25	IPC0171	<a href="#">IPC0171.pdf</a>	<a href="#">IPC0171.jpg</a>
1	100	10 x 10	BGA-100	BGA0004	<a href="#">BGA0004.pdf</a>	<a href="#">BGA0004.jpg</a>
1	484	22 x 22	BGA-484	BGA0006	<a href="#">BGA0006.pdf</a>	<a href="#">BGA0006.jpg</a>
1.2	54	6 x 9	BGA-54	BGA0012	<a href="#">BGA0012.pdf</a>	<a href="#">BGA0012.jpg</a>
1.27	100	10 x 10	BGA-100	BGA0007	<a href="#">BGA0007.pdf</a>	<a href="#">BGA0007.jpg</a>
1.27	484	22 x 22	BGA-484	BGA0009	<a href="#">BGA0009.pdf</a>	<a href="#">BGA0009.jpg</a>