
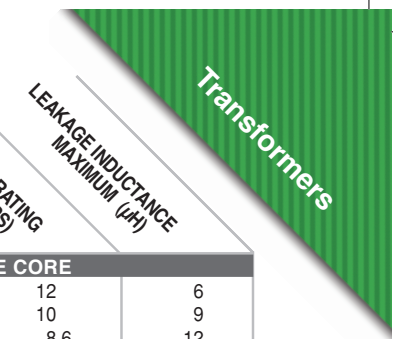
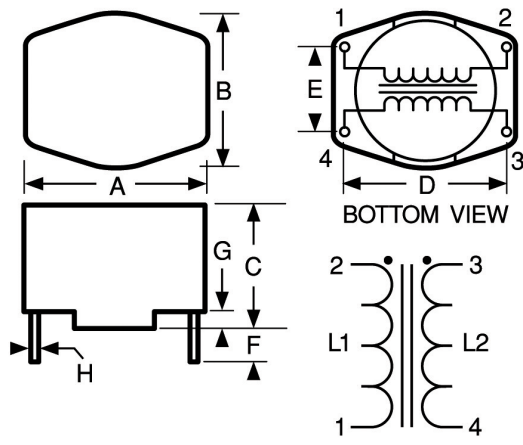


**SERIES** **CM1011R**  
**CM1011**   
  
**Horizontal PC Mount**  
**Epoxy Potted Common Mode Chokes**



Actual Size



DASH NUMBER\*  
L (uH) L1 or L2 @ 1 kHz ±2%  
DC RESISTANCE MAXIMUM (OHMS)  
CURRENT RATING MAXIMUM (AMPS)  
LEAKAGE INDUCTANCE MAXIMUM (uH)

SERIES CM1011 FERRITE CORE				
-104	100	0.004	12	6
-254	250	0.006	10	9
-504	500	0.008	8.6	12
-754	750	0.013	6.7	15
-105	1000	0.018	5.7	19
-175	1700	0.060	3.1	26
-255	2500	0.073	2.8	32
-335	3300	0.125	2.2	51
-505	5000	0.150	2.0	72
-755	7500	0.300	1.4	94
-106	10000	0.390	1.2	103

\*Complete part # must include series # PLUS the dash #  
For surface finish information, refer to [www.delevanfinishes.com](http://www.delevanfinishes.com)

**Marking** DELEVAN; part number; inductance with units.

Example: CM1011-104  
DELEVAN  
CM1011-104  
100uH

**Packaging** Bulk only

**Weight (Grams)** 25.0 (Ref.)

**Physical Parameters**

	Inches	Millimeters
A	1.10 ± 0.03	27.9 ± 0.76
B	1.10 ± 0.03	27.9 ± 0.76
C	0.70 ± 0.03	17.8 ± 0.76
D	1.00 ± 0.03	25.4 ± 0.76
E	0.600 ± 0.03	15.2 ± 0.76
F	0.200 Min.	5.08 Min.
G	0.075 (Ref. only)	1.91 (Ref. only)
H	0.032 ± 0.004	0.81 ± 0.10

**Operating Temperature Range** -55°C to +125°C

**Current Rating at 85°C Ambient** 40°C Rise

**Mechanical Configuration** Epoxy potted winding assembly. Case is high-temperature DAP.

**Notes**

- 1) Inductance in table is for either L 1 or L2.
- 2) Leakage Inductance tested at L 1 with L2 shorted or at L2 with L 1 shorted.
- 3) Windings balanced within 2%

