


SMD PTC - Nickel Thin Film Linear Thermistors



FEATURES

- Alumina substrate base with nickel based PTC thin film element
- 0603, 0805 and 1206 sizes available
- Available in tape and reel packaging
- Standard R_{25} tolerances: $\pm 0.5\%$, $\pm 1\%$, $\pm 5\%$
- Operation range - 55 °C to + 150 °C
- High stability over the entire temperature range
- cUL recognized component: File E148885
- Compliant to RoHS Directive 2002/95/EC
- Halogen-free according to IEC 61249-2-21 definition



RoHS
COMPLIANT
HALOGEN
FREE

QUICK REFERENCE DATA

| PARAMETER DESCRIPTION | VALUE | | | UNIT |
|--|-------------------------------|-----------|------------|----------|
| | TFPT0603 | TFPT0805 | TFPT1206 | |
| Resistance value at 25 °C ⁽²⁾ | 100 to 1K | 100 to 5K | 100 to 10K | Ω |
| Tolerance on R_{25} -value ⁽²⁾ | $\pm 0.5; \pm 1; \pm 5$ | | | % |
| TCR at 25 °C | 4110 | | | ppm/K |
| Tolerance on TCR at 25 °C ⁽¹⁾ | ± 400 | | | |
| Operating temperature range: at rated power at zero dissipation ⁽⁴⁾ | - 55 to + 70 - 55 to + 150 | | | °C |
| Dissipation factor δ (for information only) | 1.8 | 2.3 | 4 | mW/K |
| Maximum rated power at 70 °C (P_{70}) | 75 | 100 | 125 | mW |
| Maximum working voltage RCWV ⁽³⁾ | 30 | 40 | 50 | V |
| Climatic category (LCT/UCT/days) | 55/150/56 | | | - |
| Weight | 2 | 5.5 | 10 | mg |

Notes

- (1) Contact Vishay if closer TCR lot tolerance is desired
- (2) Other R_{25} -values and tolerances are available upon request
- (3) Rated continuous working voltage is maximum working voltage or $\sqrt{P_{70} \times R}$, whichever is less
- (4) Zero power or zero dissipation is considered as measuring power max. 1 % of rated power P_{70}

STANDARD RESISTANCE VALUES at 25 °C in Ω

| | | | | | | | | |
|-----|-----|-----|-----|------|------|------|------|-------|
| 100 | 180 | 330 | 560 | 1.0K | 1.8K | 3.3K | 5.0K | 8.2K |
| 120 | 220 | 390 | 680 | 1.2K | 2.2K | 3.9K | 5.6K | 10.0K |
| 150 | 270 | 470 | 820 | 1.5K | 2.7K | 4.7K | 6.8K | |

Note

- Rated continuous working voltage is maximum working voltage or $\sqrt{P_{70} \times R}$, whichever is less

GLOBAL PART NUMBER INFORMATION

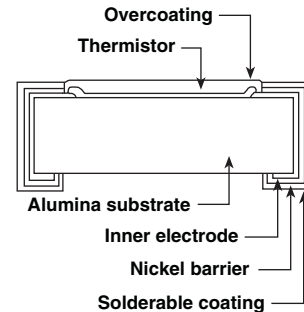
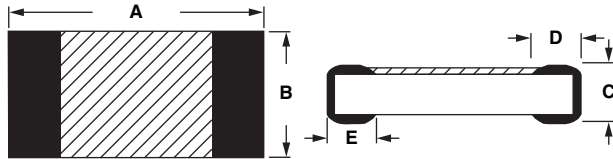
Global Part Numbering: TFPT1206L1002FM (preferred part number format)

T F P T 1 2 0 6 L 1 0 0 2 F M

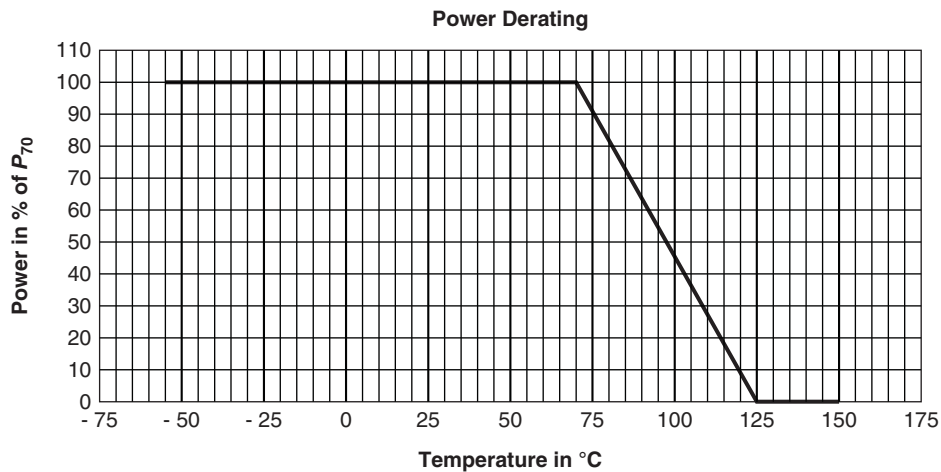
| GLOBAL MODEL | CHARACTERISTIC | RESISTANCE VALUE | TOLERANCE CODE | PACKAGING |
|----------------------------------|----------------|------------------|---|--|
| TFPT0603 TFPT0805 TFPT1206 | L = Linear | 1002 = 10K | D = $\pm 0.5\%$ F = $\pm 1\%$ J = $\pm 5\%$ | M = Lead (Pb)-free, T/R (5000 pieces) V = Lead (Pb)-free, T/R (1000 pieces) Z = Tin/lead, T/R (5000 pieces) Y = Tin/lead, T/R (1000 pieces) |

DIMENSIONS in millimeters

CONSTRUCTION



| PART NUMBER | A | B | C | D | E |
|-------------|----------------|----------------|----------------|----------------|----------------|
| TFPT 0603 | 1.60 ± 0.10 | 0.85 ± 0.10 | 0.45 ± 0.10 | 0.30 ± 0.20 | 0.30 ± 0.20 |
| TFPT 0805 | 2.00 ± 0.15 | 1.25 ± 0.15 | 0.45 ± 0.10 | 0.40 ± 0.20 | 0.40 ± 0.20 |
| TFPT 1206 | 3.20 ± 0.15 | 1.60 ± 0.15 | 0.55 ± 0.10 | 0.50 ± 0.25 | 0.50 ± 0.25 |



Note

- Zero power is considered as measuring power max. 1 % of rated power P₇₀

| PERFORMANCE (1) | |
|---|--------------------------------|
| TEST | MAXIMUM ΔR/R ₂₅ (2) |
| High temperature exposure (100 h at 125 °C) | 0.25 % |
| Effects of bonding (10 s solder dip at 260 °C) | 0.25 % |
| Thermal shock (30 min at - 55 °C, 30 min at 125 °C, 5 cycles) | 0.25 % |
| Low temperature operation (maximum rated power for 2 h at - 55 °C) | 0.25 % |
| Short time overload (2.5 x RCWV for 5 s) | 0.25 % |
| Load life (1000 h 70 °C, maximum rated power 1.5 h "ON", 0.5 h "OFF") | 0.25 % |
| Solderability (95 % coverage P/F) | P |
| Leaching (physical damage P/F) | P |

Notes

- (1) Environmental performance specifications use test procedures as outlined in MIL-R-23648D and MIL-STD-202
- (2) TFPTs are ESD sensitive



| AVERAGE RATIO R/R ₂₅ TFPT ALL SIZES AND VALUES | | | | | | | | | |
|---|-------------------|-------|-------------------|-----------|-------------------|-------|-------------------|-------|-------------------|
| TEMP. | R/R ₂₅ | TEMP. | R/R ₂₅ | TEMP. | R/R ₂₅ | TEMP. | R/R ₂₅ | TEMP. | R/R ₂₅ |
| | | - 20 | 0.825 | 20 | 0.980 | 60 | 1.150 | 100 | 1.337 |
| | | - 19 | 0.828 | 21 | 0.984 | 61 | 1.155 | 101 | 1.342 |
| | | - 18 | 0.832 | 22 | 0.988 | 62 | 1.159 | 102 | 1.347 |
| | | - 17 | 0.836 | 23 | 0.992 | 63 | 1.164 | 103 | 1.352 |
| | | - 16 | 0.839 | 24 | 0.996 | 64 | 1.168 | 104 | 1.357 |
| - 55 | 0.702 | - 15 | 0.843 | 25 | 1.000 | 65 | 1.173 | 105 | 1.362 |
| - 54 | 0.705 | - 14 | 0.847 | 26 | 1.004 | 66 | 1.177 | 106 | 1.367 |
| - 53 | 0.708 | - 13 | 0.851 | 27 | 1.008 | 67 | 1.182 | 107 | 1.372 |
| - 52 | 0.712 | - 12 | 0.854 | 28 | 1.012 | 68 | 1.186 | 108 | 1.377 |
| - 51 | 0.715 | - 11 | 0.858 | 29 | 1.017 | 69 | 1.191 | 109 | 1.382 |
| - 50 | 0.719 | - 10 | 0.862 | 30 | 1.021 | 70 | 1.196 | 110 | 1.387 |
| - 49 | 0.722 | - 9 | 0.866 | 31 | 1.025 | 71 | 1.200 | 111 | 1.392 |
| - 48 | 0.725 | - 8 | 0.869 | 32 | 1.029 | 72 | 1.205 | 112 | 1.397 |
| - 47 | 0.729 | - 7 | 0.873 | 33 | 1.033 | 73 | 1.209 | 113 | 1.402 |
| - 46 | 0.732 | - 6 | 0.877 | 34 | 1.037 | 74 | 1.214 | 114 | 1.407 |
| - 45 | 0.736 | - 5 | 0.881 | 35 | 1.042 | 75 | 1.219 | 115 | 1.412 |
| - 44 | 0.739 | - 4 | 0.885 | 36 | 1.046 | 76 | 1.223 | 116 | 1.417 |
| - 43 | 0.743 | - 3 | 0.889 | 37 | 1.050 | 77 | 1.228 | 117 | 1.422 |
| - 42 | 0.746 | - 2 | 0.892 | 38 | 1.054 | 78 | 1.232 | 118 | 1.427 |
| - 41 | 0.749 | - 1 | 0.896 | 39 | 1.059 | 79 | 1.237 | 119 | 1.432 |
| - 40 | 0.753 | 0 | 0.900 | 40 | 1.063 | 80 | 1.242 | 120 | 1.437 |
| - 39 | 0.756 | 1 | 0.904 | 41 | 1.067 | 81 | 1.246 | 121 | 1.442 |
| - 38 | 0.760 | 2 | 0.908 | 42 | 1.071 | 82 | 1.251 | 122 | 1.448 |
| - 37 | 0.763 | 3 | 0.912 | 43 | 1.076 | 83 | 1.256 | 123 | 1.453 |
| - 36 | 0.767 | 4 | 0.916 | 44 | 1.080 | 84 | 1.261 | 124 | 1.458 |
| - 35 | 0.771 | 5 | 0.920 | 45 | 1.084 | 85 | 1.265 | 125 | 1.463 |
| - 34 | 0.774 | 6 | 0.924 | 46 | 1.089 | 86 | 1.270 | 126 | 1.468 |
| - 33 | 0.778 | 7 | 0.927 | 47 | 1.093 | 87 | 1.275 | 127 | 1.473 |
| - 32 | 0.781 | 8 | 0.931 | 48 | 1.097 | 88 | 1.280 | 128 | 1.478 |
| - 31 | 0.785 | 9 | 0.935 | 49 | 1.102 | 89 | 1.284 | 129 | 1.484 |
| - 30 | 0.788 | 10 | 0.939 | 50 | 1.106 | 90 | 1.289 | 130 | 1.489 |
| - 29 | 0.792 | 11 | 0.943 | 51 | 1.110 | 91 | 1.294 | 131 | 1.494 |
| - 28 | 0.796 | 12 | 0.947 | 52 | 1.115 | 92 | 1.299 | 132 | 1.499 |
| - 27 | 0.799 | 13 | 0.951 | 53 | 1.119 | 93 | 1.303 | 133 | 1.505 |
| - 26 | 0.803 | 14 | 0.955 | 54 | 1.124 | 94 | 1.308 | 134 | 1.510 |
| - 25 | 0.806 | 15 | 0.959 | 55 | 1.128 | 95 | 1.313 | 135 | 1.515 |
| - 24 | 0.810 | 16 | 0.963 | 56 | 1.133 | 96 | 1.318 | 136 | 1.520 |
| - 23 | 0.814 | 17 | 0.967 | 57 | 1.137 | 97 | 1.323 | 137 | 1.526 |
| - 22 | 0.817 | 18 | 0.971 | 58 | 1.141 | 98 | 1.328 | 138 | 1.531 |
| - 21 | 0.821 | 19 | 0.975 | 59 | 1.146 | 99 | 1.333 | 139 | 1.536 |

RATIO FORMULA

$$R_T = R_{25} \times (9.0014 \times 10^{-1} + 3.87235 \times 10^{-3} (\text{°C})^{-1} \times T + 4.86825 \times 10^{-6} (\text{°C})^{-2} \times T^2 + 1.37559 \times 10^{-9} (\text{°C})^{-3} \times T^3)$$

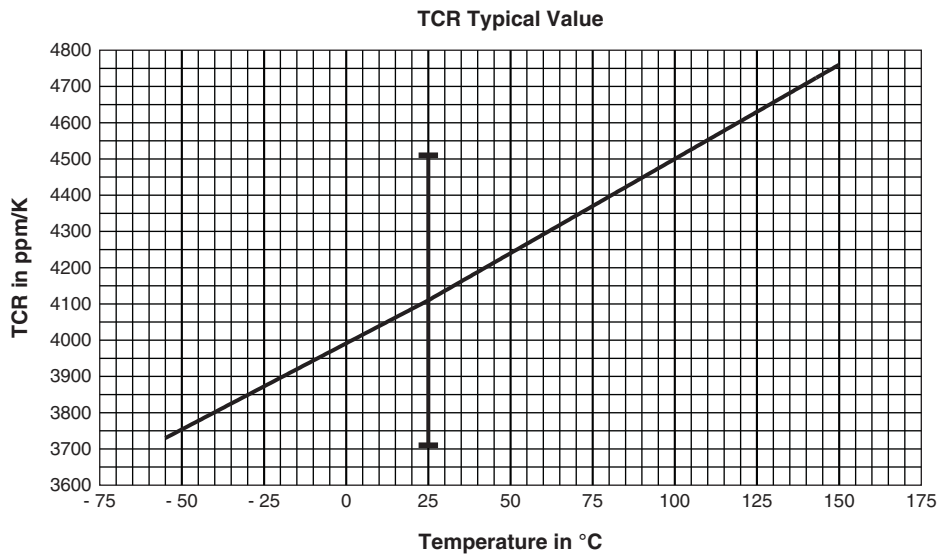
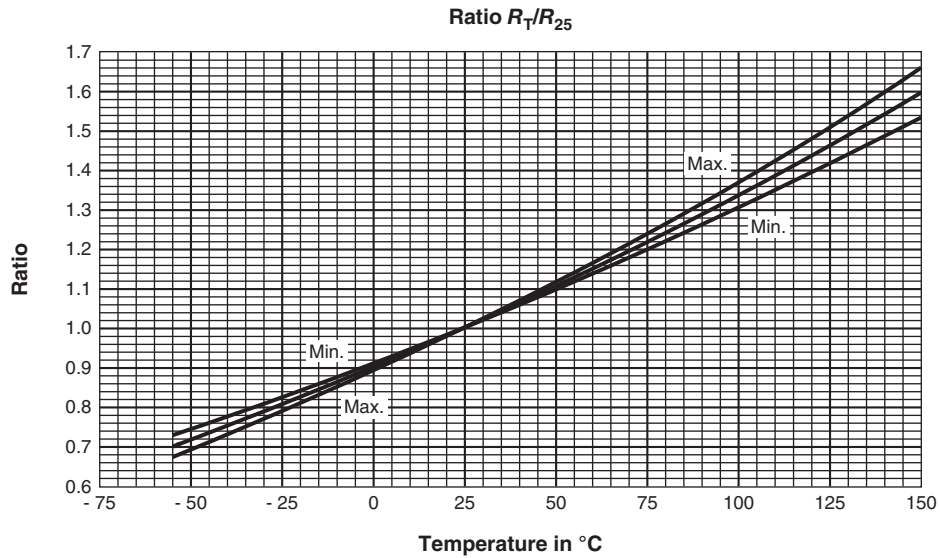
$$T(\text{°C}) = 28.54 \times (R_T/R_{25})^3 - 158.5 \times (R_T/R_{25})^2 + 474.8 \times (R_T/R_{25}) - 319.85$$

| RATIO TOLERANCES | | |
|------------------|------------|---------|
| LOW TEMP. | HIGH TEMP. | TOL. |
| - 55 °C | + 150 °C | ± 4 % |
| - 40 °C | + 125 °C | ± 3 % |
| - 20 °C | + 85 °C | ± 2 % |
| 0 °C | + 55 °C | ± 1 % |
| + 12 °C | + 40 °C | ± 0.5 % |

Ratio Tolerance Examples:

At 40 °C, ratio = 1.063 ± 0.5 % (0.005)
so, ratio = 1.058 to 1.068

At 125 °C, ratio = 1.460 ± 3 % (0.044)
so, ratio = 1.416 to 1.504





Disclaimer

ALL PRODUCT, PRODUCT SPECIFICATIONS AND DATA ARE SUBJECT TO CHANGE WITHOUT NOTICE TO IMPROVE RELIABILITY, FUNCTION OR DESIGN OR OTHERWISE.

Vishay Intertechnology, Inc., its affiliates, agents, and employees, and all persons acting on its or their behalf (collectively, "Vishay"), disclaim any and all liability for any errors, inaccuracies or incompleteness contained in any datasheet or in any other disclosure relating to any product.

Vishay makes no warranty, representation or guarantee regarding the suitability of the products for any particular purpose or the continuing production of any product. To the maximum extent permitted by applicable law, Vishay disclaims (i) any and all liability arising out of the application or use of any product, (ii) any and all liability, including without limitation special, consequential or incidental damages, and (iii) any and all implied warranties, including warranties of fitness for particular purpose, non-infringement and merchantability.

Statements regarding the suitability of products for certain types of applications are based on Vishay's knowledge of typical requirements that are often placed on Vishay products in generic applications. Such statements are not binding statements about the suitability of products for a particular application. It is the customer's responsibility to validate that a particular product with the properties described in the product specification is suitable for use in a particular application. Parameters provided in datasheets and/or specifications may vary in different applications and performance may vary over time. All operating parameters, including typical parameters, must be validated for each customer application by the customer's technical experts. Product specifications do not expand or otherwise modify Vishay's terms and conditions of purchase, including but not limited to the warranty expressed therein.

Except as expressly indicated in writing, Vishay products are not designed for use in medical, life-saving, or life-sustaining applications or for any other application in which the failure of the Vishay product could result in personal injury or death. Customers using or selling Vishay products not expressly indicated for use in such applications do so at their own risk and agree to fully indemnify and hold Vishay and its distributors harmless from and against any and all claims, liabilities, expenses and damages arising or resulting in connection with such use or sale, including attorneys fees, even if such claim alleges that Vishay or its distributor was negligent regarding the design or manufacture of the part. Please contact authorized Vishay personnel to obtain written terms and conditions regarding products designed for such applications.

No license, express or implied, by estoppel or otherwise, to any intellectual property rights is granted by this document or by any conduct of Vishay. Product names and markings noted herein may be trademarks of their respective owners.