

## Feed-through terminal block - UT 6/1P - 3060539


Please be informed that the data shown in this PDF Document is generated from our Online Catalog. Please find the complete data in the user's documentation. Our General Terms of Use for Downloads are valid (<http://phoenixcontact.com/download>)



Feed-through terminal block, Connection method: Screw/plug-in connection, Cross section: 0.2 mm<sup>2</sup> - 10 mm<sup>2</sup>, AWG: 24 - 8, Width: 8.2 mm, Color: gray, Mounting type: NS 35/7,5, NS 35/15



### Key commercial data

Packing unit	50 pc
Minimum order quantity	50 pc
GTIN	 4 046356 599535
Weight per Piece (excluding packing)	13.27 g
Custom tariff number	85369010
Country of origin	China

### Technical data

#### General

Number of levels	1
Number of connections	2
Color	gray
Insulating material	PA
Inflammability class according to UL 94	V0
Maximum load current	41 A (with 6 mm <sup>2</sup> conductor cross section)
Rated surge voltage	8 kV
Pollution degree	3
Surge voltage category	III
Insulating material group	I
Connection in acc. with standard	IEC 61984
Maximum load current	41 A (with 10 mm <sup>2</sup> conductor cross section)
Nominal current I <sub>N</sub>	41 A
Nominal voltage U <sub>N</sub>	1000 V
Maximum load current	41 A (with 10 mm <sup>2</sup> conductor cross section)

# Feed-through terminal block - UT 6/1P - 3060539

## Technical data

### General

Open side panel	ja
Insertion/withdrawal cycles mechanical	100
Surge voltage test setpoint	9.8 kV
Result of surge voltage test	Test passed
Power frequency withstand voltage setpoint	4.26 kV
Result of power-frequency withstand voltage test	Test passed
Tight fit on carrier	NS 35
Setpoint	5 N
Result of tight fit test	Test passed
Conductor cross section short circuit testing	6 mm <sup>2</sup>
Short-time current	0.72 kA
Short circuit stability result	Test passed
Proof of thermal characteristics (needle flame) effective duration	30 s
Result of thermal test	Test passed
Test specification, oscillation, broadband noise	DIN EN 50155 (VDE 0115-200):2008-03
Test spectrum	Service life test category 1, class B, body mounted
Test frequency	f <sub>1</sub> = 5 Hz to f <sub>2</sub> = 150 Hz
ASD level	1.857 (m/s <sup>2</sup> ) <sup>2</sup> /Hz
Acceleration	0.8g
Test duration per axis	5 h
Test directions	X-, Y- and Z-axis
Oscillation, broadband noise test result	Test passed
Test specification, shock test	DIN EN 50155 (VDE 0115-200):2008-03
Shock form	Half-sine
Acceleration	5 g
Shock duration	30 ms
Number of shocks per direction	3
Test directions	X-, Y- and Z-axis (pos. and neg.)
Shock test result	Test passed
Temperature index, insulating material (DIN EN 60216-1 (VDE 0304-21))	130 °C
Static insulating material application in cold	-60 °C

### Dimensions

Width	8.2 mm
End cover width	2.2 mm
Length	49.1 mm
Height NS 35/7,5	47.5 mm
Height NS 35/15	55 mm

### Connection data

Connection in acc. with standard	IEC 61984
----------------------------------	-----------

# Feed-through terminal block - UT 6/1P - 3060539

## Technical data

### Connection data

Connection method	Screw/plug-in connection
Conductor cross section solid min.	0.2 mm <sup>2</sup>
Conductor cross section solid max.	10 mm <sup>2</sup>
Conductor cross section AWG/kcmil min.	24
Conductor cross section AWG/kcmil max.	8
Conductor cross section stranded min.	0.2 mm <sup>2</sup>
Conductor cross section stranded max.	10 mm <sup>2</sup>
Min. AWG conductor cross section, stranded	24
Max. AWG conductor cross section, stranded	8
Conductor cross section stranded, with ferrule without plastic sleeve min.	0.25 mm <sup>2</sup>
Conductor cross section stranded, with ferrule without plastic sleeve max.	6 mm <sup>2</sup>
Conductor cross section stranded, with ferrule with plastic sleeve min.	0.25 mm <sup>2</sup>
Conductor cross section stranded, with ferrule with plastic sleeve max.	6 mm <sup>2</sup>
2 conductors with same cross section, solid min.	0.2 mm <sup>2</sup>
2 conductors with same cross section, solid max.	2.5 mm <sup>2</sup>
2 conductors with same cross section, stranded min.	0.2 mm <sup>2</sup>
2 conductors with same cross section, stranded max.	2.5 mm <sup>2</sup>
2 conductors with same cross section, stranded, TWIN ferrules with plastic sleeve, min.	0.5 mm <sup>2</sup>
2 conductors with same cross section, stranded, TWIN ferrules with plastic sleeve, max.	4 mm <sup>2</sup>
2 conductors with same cross section, stranded, ferrules without plastic sleeve, min.	0.25 mm <sup>2</sup>
2 conductors with same cross section, stranded, ferrules without plastic sleeve, max.	1.5 mm <sup>2</sup>
Stripping length	10 mm
Internal cylindrical gage	A5
Screw thread	M4
Tightening torque, min	1.5 Nm
Tightening torque max	1.8 Nm

## Classifications

### eCl@ss

eCl@ss 4.0	27141117
eCl@ss 4.1	27141117
eCl@ss 5.0	27141120
eCl@ss 5.1	27141120
eCl@ss 6.0	27141120
eCl@ss 7.0	27141120

# Feed-through terminal block - UT 6/1P - 3060539

## Classifications

### eCl@ss

eCl@ss 8.0	27141120
------------	----------

### ETIM

ETIM 4.0	EC000897
ETIM 5.0	EC000897

### UNSPSC

UNSPSC 6.01	30211811
UNSPSC 7.0901	39121410
UNSPSC 11	39121410
UNSPSC 12.01	39121410
UNSPSC 13.2	39121410

## Approvals

### Approvals


#### Approvals


VDE Gutachten mit Fertigungsüberwachung / IECCE CB Scheme / CSA / UL Recognized / cUL Recognized / EAC / cULus Recognized

#### Ex Approvals

#### Approvals submitted

### Approval details

VDE Gutachten mit Fertigungsüberwachung 	
mm <sup>2</sup> /AWG/kcmil	0.2-10.0
Nominal current I <sub>N</sub>	41 A
Nominal voltage U <sub>N</sub>	1000 V

IECEE CB Scheme 	
mm <sup>2</sup> /AWG/kcmil	0.2-10.0
Nominal current I <sub>N</sub>	41 A

## Feed-through terminal block - UT 6/1P - 3060539

### Approvals

Nominal voltage UN	1000 V
--------------------	--------

CSA

	B	C
mm <sup>2</sup> /AWG/kcmil	24-8	24-8
Nominal current I <sub>N</sub>	50 A	50 A
Nominal voltage UN	600 V	600 V

UL Recognized

	B	C
mm <sup>2</sup> /AWG/kcmil	24-8	24-8
Nominal current I <sub>N</sub>	40 A	40 A
Nominal voltage UN	600 V	600 V

cUL Recognized

	B	C
mm <sup>2</sup> /AWG/kcmil	24-8	24-8
Nominal current I <sub>N</sub>	40 A	40 A
Nominal voltage UN	600 V	600 V

EAC

cULus Recognized

### Accessories

Accessories

Coding element

Coding star - PC - 3040588



Coding star, Length: 3 mm, Width: 3 mm, Height: 6 mm, Color: red

## Feed-through terminal block - UT 6/1P - 3060539

### Accessories

---

#### End block

End clamp - E/UK - 1201442



End clamp, for assembly on NS 32 or NS 35/7.5 DIN rail

---

End clamp - E/UK 1 - 1201413



End clamps, for supporting the ends of double-level and three-level terminal blocks, width: 10 mm, color: gray

---

End clamp - CLIPFIX 35 - 3022218



Quick mounting end clamp for NS 35/7,5 DIN rail or NS 35/15 DIN rail, with marking option, width: 9.5 mm, color: gray

---

End clamp - CLIPFIX 35-5 - 3022276



Quick mounting end clamp for NS 35/7,5 DIN rail or NS 35/15 DIN rail, with marking option, with parking option for FBS...5, FBS...6, KSS 5, KSS 6, width: 5.15 mm, color: gray

---

End clamp - E/NS 35 N - 0800886



End clamp, width: 9.5 mm, color: gray

---

#### End cover

## Feed-through terminal block - UT 6/1P - 3060539

### Accessories

End cover - D-UT 2,5/1P - 3047154



End cover, Length: 47.6 mm, Width: 2.2 mm, Height: 48.4 mm, Color: gray

---

### Flange

Screw flange - UT 4/ 1P-F - 3060458



Screw flange, for screwing COMBI plugs, with the same structure and pitch as the relevant COMBI terminal blocks

---

### Jumper

Plug-in bridge - FBS 2-8 - 3030284



Plug-in bridge, Length: 29.6 mm, Width: 14.7 mm, Number of positions: 2, Color: red

---

Plug-in bridge - FBS 3-8 - 3030297



Plug-in bridge, Number of positions: 3, Color: red

---

Plug-in bridge - FBS 4-8 - 3030307



Plug-in bridge, Number of positions: 4, Color: red

---

## Feed-through terminal block - UT 6/1P - 3060539

### Accessories

Plug-in bridge - FBS 5-8 - 3030310



Plug-in bridge, Number of positions: 5, Color: red

---

Plug-in bridge - FBS 6-8 - 3032470



Plug-in bridge, Number of positions: 6, Color: red

---

Plug-in bridge - FBS 10-8 - 3030323



Plug-in bridge, Number of positions: 10, Color: red

---

Plug-in bridge - FBSRH 2-8 - 3033802



Plug-in bridge, Number of positions: 2, Color: red

---

Plug-in bridge - FBSRH 3-8 - 3033803



Plug-in bridge, Number of positions: 3, Color: red

---



## Feed-through terminal block - UT 6/1P - 3060539

### Accessories

Plug-in bridge - FBSRH 4-8 - 3033804



Plug-in bridge, Number of positions: 4, Color: red

---

Plug-in bridge - FBSR 2-8 - 3033808



Plug-in bridge, Number of positions: 2, Color: red

---

Plug-in bridge - FBSR 3-8 - 3001597



Plug-in bridge, Number of positions: 3, Color: red

---

Plug-in bridge - FBSR 4-8 - 3000585



Plug-in bridge, Number of positions: 4, Color: red

---

Plug-in bridge - FBSR 5-8 - 3033809



Plug-in bridge, Number of positions: 5, Color: red

---

## Feed-through terminal block - UT 6/1P - 3060539

### Accessories

Plug-in bridge - FBSR 10-8 - 3001599



Plug-in bridge, Number of positions: 10, Color: red

---

### Labeled terminal marker

Zack marker strip - ZB 8 CUS - 0825011



Zack marker strip, can be ordered: Strip, white, labeled according to customer specifications, Mounting type: Snap into tall marker groove, for terminal block width: 8.2 mm, Lettering field: 10.5 x 8.15 mm

Marker for terminal blocks - UC-TM 8 CUS - 0824597



Marker for terminal blocks, can be ordered: by sheet, white, labeled according to customer specifications, Mounting type: Snap into tall marker groove, for terminal block width: 8.2 mm, Lettering field: 7.6 x 10.5 mm

Marker for terminal blocks - UCT-TM 8 CUS - 0829616



Marker for terminal blocks, can be ordered: by sheet, white, labeled according to customer specifications, Mounting type: Snap into tall marker groove, for terminal block width: 8.2 mm, Lettering field: 7.6 x 10.5 mm

Zack marker strip - ZB 8,LGS:FORTL.ZAHLEN - 1052015



Zack marker strip, Strip, white, labeled, can be labeled with: Plotter, Printed horizontally: Consecutive numbers 1 - 10, 11 - 20, etc. up to 491 - 500, Mounting type: Snap into tall marker groove, for terminal block width: 8.2 mm, Lettering field: 10.5 x 8.15 mm

## Feed-through terminal block - UT 6/1P - 3060539

### Accessories

#### Zack marker strip - ZB 8,QR:FORTL.ZAHLEN - 1052028



Zack marker strip, Strip, white, labeled, can be labeled with: Plotter, Printed vertically: Consecutive numbers 1 - 10, 11 - 20, etc. up to 91 - 100, Mounting type: Snap into tall marker groove, for terminal block width: 8.2 mm, Lettering field: 10.5 x 8.15 mm

---

#### Marker for terminal blocks - ZB 8,LGS:L1-N,PE - 1052413



Marker for terminal blocks, Strip, white, labeled, can be labeled with: Plotter, Horizontal: L1, L2, L3, N, PE, L1, L2, L3, N, PE, Mounting type: Snap into tall marker groove, for terminal block width: 8.2 mm, Lettering field: 10.5 x 8.15 mm

---

#### Zack Marker strip, flat - ZBF 8 CUS - 0825030



Zack Marker strip, flat, can be ordered: Strip, white, labeled according to customer specifications, Mounting type: Snap into flat marker groove, for terminal block width: 8 mm, Lettering field: 5.15 x 8.15 mm

---

#### Zack Marker strip, flat - ZBF 8,LGS:FORTL.ZAHLEN - 0808804



Zack Marker strip, flat, Strip, white, labeled, Printed horizontally: Consecutive numbers 1 - 10, 11 - 20, etc. up to 101 - 110, Mounting type: Snap into flat marker groove, for terminal block width: 8 mm, Lettering field: 5.15 x 8.15 mm

---

#### Marker for terminal blocks - UC-TMF 8 CUS - 0824654



Marker for terminal blocks, can be ordered: by sheet, white, labeled according to customer specifications, Mounting type: Snap into flat marker groove, for terminal block width: 8.2 mm, Lettering field: 7.6 x 5.1 mm

## Feed-through terminal block - UT 6/1P - 3060539

### Accessories

Marker for terminal blocks - UCT-TMF 8 CUS - 0829672



Marker for terminal blocks, can be ordered: by sheet, white, labeled according to customer specifications, Mounting type: Snap into flat marker groove, for terminal block width: 8.2 mm, Lettering field: 7.4 x 4.7 mm

---

### Mounting rail

DIN rail perforated - NS 35/ 7,5 PERF 2000MM - 0801733



DIN rail, material: steel galvanized and passivated with a thick layer, perforated, height 7.5 mm, width 35 mm, length: 2000 mm

---

DIN rail, unperforated - NS 35/ 7,5 UNPERF 2000MM - 0801681



DIN rail, material: Steel, unperforated, height 7.5 mm, width 35 mm, length: 2 m

---

DIN rail perforated - NS 35/ 7,5 WH PERF 2000MM - 1204119



DIN rail 35 mm (NS 35)

---

DIN rail - NS 35/ 7,5 WH UNPERF 2000MM - 1204122



DIN rail 35 mm (NS 35)

## Feed-through terminal block - UT 6/1P - 3060539

### Accessories

DIN rail, unperforated - NS 35/ 7,5 AL UNPERF 2000MM - 0801704



DIN rail, unperforated, Width: 35 mm, Height: 7.5 mm, Length: 2000 mm, Color: silver

---

DIN rail perforated - NS 35/ 7,5 ZN PERF 2000MM - 1206421



DIN rail, material: Galvanized, perforated, height 7.5 mm, width 35 mm, length: 2 m

---

DIN rail, unperforated - NS 35/ 7,5 ZN UNPERF 2000MM - 1206434



DIN rail, material: Galvanized, unperforated, height 7.5 mm, width 35 mm, length: 2 m

---

DIN rail, unperforated - NS 35/ 7,5 CU UNPERF 2000MM - 0801762



DIN rail, material: Copper, unperforated, height 7.5 mm, width 35 mm, length: 2 m

---

End cap - NS 35/ 7,5 CAP - 1206560



DIN rail end piece, for DIN rail NS 35/7.5

---

## Feed-through terminal block - UT 6/1P - 3060539

### Accessories

DIN rail perforated - NS 35/15 PERF 2000MM - 1201730



DIN rail, material: steel galvanized and passivated with a thick layer, perforated, height 15 mm, width 35 mm, length: 2000 mm

---

DIN rail, unperforated - NS 35/15 UNPERF 2000MM - 1201714



DIN rail, material: Steel, unperforated, height 15 mm, width 35 mm, length: 2 m

---

DIN rail perforated - NS 35/15 WH PERF 2000MM - 0806602



DIN rail 35 mm (NS 35)

---

DIN rail - NS 35/15 WH UNPERF 2000MM - 1204135



DIN rail 35 mm (NS 35)

---

DIN rail, unperforated - NS 35/15 AL UNPERF 2000MM - 1201756



DIN rail, deep drawn, high profile, unperforated, 1.5 mm thick, material: aluminum, height 15 mm, width 35 mm, length 2000 mm

---

## Feed-through terminal block - UT 6/1P - 3060539

### Accessories

DIN rail perforated - NS 35/15 ZN PERF 2000MM - 1206599



DIN rail, material: Galvanized, perforated, height 15 mm, width 35 mm, length: 2 m

---

DIN rail, unperforated - NS 35/15 ZN UNPERF 2000MM - 1206586



DIN rail, material: Galvanized, unperforated, height 15 mm, width 35 mm, length: 2 m

---

DIN rail, unperforated - NS 35/15 CU UNPERF 2000MM - 1201895



DIN rail, material: Copper, unperforated, 1.5 mm thick, height 15 mm, width 35 mm, length: 2 m

---

End cap - NS 35/15 CAP - 1206573



DIN rail end piece, for DIN rail NS 35/15

---

DIN rail, unperforated - NS 35/15-2,3 UNPERF 2000MM - 1201798



DIN rail, material: Steel, unperforated, 2.3 mm thick, height 15 mm, width 35 mm, length: 2 m

---

### Partition plate

## Feed-through terminal block - UT 6/1P - 3060539

### Accessories

Partition plate - ATP-UT - 3047167



Partition plate, Length: 50 mm, Width: 2.2 mm, Height: 48 mm, Color: gray

---

Spacer plate - DP PS-8 - 3036741



Spacer plate, Color: red

---

### Reducing bridge

Reducing bridge - RB UT 6-ST(2,5/4) - 3047264



Reducing bridge, Number of positions: 2, Color: red

---

Reducing bridge - RB UT 6-(2,5/4) - 3047251



Reducing bridge, Number of positions: 2, Color: red

---

### Screwdriver tools

Screwdriver - SZS 1,0X4,0 VDE - 1205066



Screwdriver, slot-headed, VDE insulated, size: 1.0 x 4.0 x 100 mm, 2-component grip, with non-slip grip

---



## Feed-through terminal block - UT 6/1P - 3060539

### Accessories

Screwdriver - SF-SL 0,8X4,0-100 S-VDE - 1212588



Actuation tool, for ST terminal blocks, VDE insulated, with slimmer insulation integrated in the blade, also suitable for use as a bladed screwdriver, size: 0.8 x 4.0 x 100 mm, 2-component grip, with non-slip grip

---

### Terminal marking

Zack marker strip - ZB 8:UNBEDRUCKT - 1052002



Zack marker strip, Strip, white, unlabeled, can be labeled with: Plotter, Mounting type: Snap into tall marker groove, for terminal block width: 8.2 mm, Lettering field: 10.5 x 8.15 mm

---

Marker for terminal blocks - UC-TM 8 - 0818072



Marker for terminal blocks, Sheet, white, unlabeled, can be labeled with: BLUEMARK CLED, BLUEMARK LED, Plotter, Mounting type: Snap into tall marker groove, for terminal block width: 8.2 mm, Lettering field: 7.6 x 10.5 mm

---

Marker for terminal blocks - UCT-TM 8 - 0828740



Marker for terminal blocks, Sheet, white, unlabeled, can be labeled with: THERMOMARK CARD, BLUEMARK CLED, BLUEMARK LED, TOPMARK LASER, Mounting type: Snap into tall marker groove, for terminal block width: 8.2 mm, Lettering field: 7.6 x 10.5 mm

---

Zack Marker strip, flat - ZBF 8:UNBEDRUCKT - 0808781



Zack Marker strip, flat, Strip, white, unlabeled, can be labeled with: Plotter, Mounting type: Snap into flat marker groove, for terminal block width: 8 mm, Lettering field: 5.15 x 8.15 mm

## Feed-through terminal block - UT 6/1P - 3060539

### Accessories

#### Marker for terminal blocks - UC-TMF 8 - 0818137



Marker for terminal blocks, Sheet, white, unlabeled, can be labeled with: BLUEMARK CLED, BLUEMARK LED, Plotter, Mounting type: Snap into flat marker groove, for terminal block width: 8.2 mm, Lettering field: 7.6 x 5.1 mm

#### Marker for terminal blocks - UCT-TMF 8 - 0828748



Marker for terminal blocks, Sheet, white, unlabeled, can be labeled with: THERMOMARK CARD, BLUEMARK CLED, BLUEMARK LED, TOPMARK LASER, Mounting type: Snap into flat marker groove, for terminal block width: 8.2 mm, Lettering field: 7.4 x 4.7 mm

#### Test plug terminal block

##### Test plugs - PAI-4-FIX BU - 3032729



Test plugs, Color: blue

##### Test plugs - PAI-4-FIX OG - 3034455



Test plugs, Color: orange

##### Test plugs - PAI-4-FIX YE - 3032745



Test plugs, Color: yellow

## Feed-through terminal block - UT 6/1P - 3060539

### Accessories

Test plugs - PAI-4-FIX RD - 3032732



Test plugs, Color: red

---

Test plugs - PAI-4-FIX GN - 3032758



Test plugs, Color: green

---

Test plugs - PAI-4-FIX BK - 3032774



Test plugs, Color: black

---

Test plugs - PAI-4-FIX GY - 3032790



Test plugs, Color: gray

---

Test plugs - PAI-4-FIX VT - 3032761



Test plugs, Color: violet

---

## Feed-through terminal block - UT 6/1P - 3060539

### Accessories

Test plugs - PAI-4-FIX BN - 3032787



Test plugs, Color: brown

---

Test plugs - PAIS-4-FIX GY - 3032791



Test plugs, Color: gray

---

Test plugs - PAIS-4-FIX BK - 3032792



Test plugs, Color: black

---

Test plugs - PAIS-4-FIX RD - 3032793



Test plugs, Color: red

---

Test plugs - PS-8 - 3031005



Test plugs, Color: red

---

## Feed-through terminal block - UT 6/1P - 3060539

### Accessories

Test adapter - PS-8/2,3MM RD - 3048564



Test adapter, Color: red

---

### Warning label printed

Warning label - WS UT 6 - 3047345



Warning sign for UT terminal blocks

---

### Drawings

Circuit diagram

