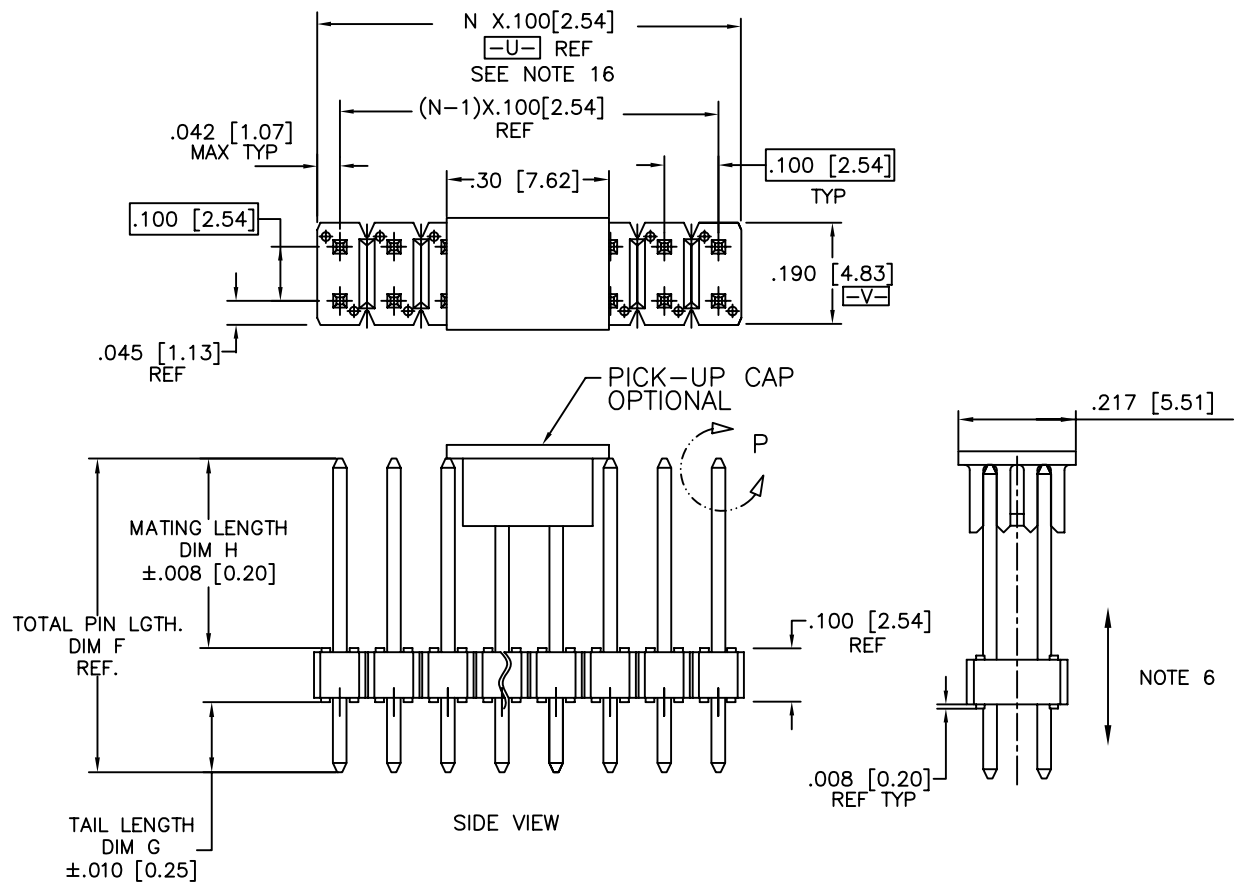
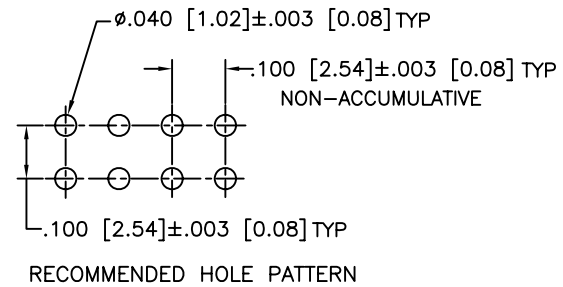
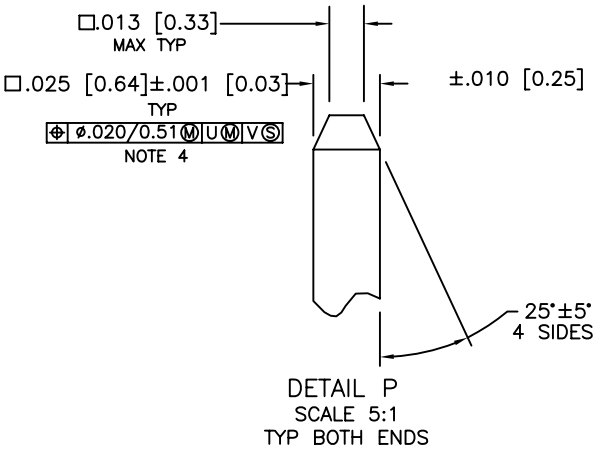




FCIconnect.com

Copyright FCI



PRODUCT NUMBER  
10122864-XXX XXX XLF

- LEAD FREE OPTION (SEE NOTE 1)
- PACKAGING OPTIONS (SEE NOTE 1)
- INDICATE DIFFERENT MATING LENGTH AND TAIL LENGTH AND POLARIZED PIN AND OTHER INFORMATION
- NO OF POSITIONS (SEE NOTE 1)
- PIN PLATING (SEE SHEET 2)
- BASE PART NO.

mat'l. code NOTE 2 & 3		surface ISO 1302 ✓ ISO 406 ISO 1101		tolerance XX±.01/XX±.3	projection INCH/MM	product family BERGSTIK	
ltr	ecn	nldr	date	tolerances unless otherwise specified		title	
A	--	DCS	2013-03-04	angles	linear	BERGSTIK II HEADER D/R	
B	ELX-N-20012	J.H	12/19/14	0°±2'	XXXX±.0020/XXX±.05	.100/2.54cc STRAIGHT	
sheet index		revision	B	dr	Brandon Ding	2012-09-28	dwg no
		sheet	1-3	enr	Brandon Ding	2012-09-28	sheet 1 of 3
				chr	Brandon Ding	2012-09-28	size
				appd	Rick Bian	2012-09-28	A3
				FCI		type Product Customer Drawing	

PIN PLATING CODES:

10122864-1YYXXLF	30u"/0.76u MIN GXT OVER 50u"/1.27u MIN Ni
10122864-2YYXXLF	15u"/0.38u MIN GXT OVER 50u"/1.27u MIN Ni
10122864-3YYXXLF	50u"/1.27u MIN Au OVER 50u"/1.27u MIN Ni
10122864-4YYXXLF	100u"/2.54u MIN Sn OVER 50u"/1.27u MIN Ni

NOTES

1. PART NUMBER OPTIONS:

PIN PLATING CODES (SEE ABOVE)

HIGH TEMPERATURE MATERIAL:

PART NUMBERS WITH AND WITHOUT "H" WILL BE SUPPLIED WITH HIGH TEMPERATURE PLASTIC.

NUMBER OF POSITIONS :

EVEN NUMBER OF POSITIONS FROM 2 (2X1) THROUGH 100 (2X36).

PACKAGING:

PACKAGED IN POLY BAGS.

EIGHT DIGIT PART NUMBERS FOLLOWED BY A "T" ARE PACKAGED IN TUBES. SEE SPECIFIC PART NUMBERS FOR AVAILABILITY.

EIGHT DIGIT PART NUMBERS FOLLOWED BY A "G" ARE PACKAGED IN GPAX FOR IBM ONLY. SEE SPECIFIC PART NUMBERS FOR AVAILABILITY.

PART NUMBERS FOLLOWED BY A "C" ARE PACKAGED IN TUBES WITH A PICKUP CAP APPLIED.

PART NUMBERS FOLLOWED BY A "A" ARE PACKAGED IN TAPE AND REEL WITH A PICKUP CAP APPLIED.

LEAD FREE:

ADD "LF" SUFFIX AT THE END OF PART NUMBER FOR LEAD FREE OPTION

2. BODY MATERIAL:

BODY MATERIAL : MANUFACTURER'S OPTION OF NYLON, PCT GLASS FIBER REINFORCED OR MINERAL FILLED LCP FLAME RETARDENT PER UL-94V-0. COLOR: BLACK

THE PRODUCT WILL WITHSTAND EXPOSURE TO 260° C PEAK TEMPERATURE FOR 20 SECONDS IN WAVE SOLDER, INFRA-RED OR VAPOR PHASE SOLDER PROCESS.

- PIN MATERIAL: PHOS BRONZE.
- MEASURED WITH PART IN RESTRAINED CONDITION.
- TWO SIDES OF PIN TIPS NOT PLATED. TYPICAL BOTH ENDS.
- 2LBS/0.9KG MIN PIN RETENTION IN EITHER DIRECTION.
- MILITARY BERGSTIK HEADER  
P/N XXXXX-YYY-MIL NOT AVAILABLE.
- ±.010/0.25 TOL APPLIES TO ALL "G" TAILS EXCEPT INDICATED PARTS ON TABLE WHERE +.010/0.25 -.000/0.00 APPLIES.
- NOTCH CONFIGURATION WILL VARY PER VENDOR'S DISCRETION.
- TAIL LENGTH (DIM. G) TO BE ±.008/.0.20.
- THESE PRODUCTS MEETS EUROPEAN UNION DIRECTIVES AND OTHER COUNTRY REGULATION AS DESCRIBED IN GS-22-008.
- THIS PRODUCT HAS 100% TIN PLATING IN THE INTERFACE AND HAS NOT BEEN TESTED FOR WHISKER GROWTH IN ALL INTERCONNECT ENVIRONMENTS.
- THE OAL DON'T EXCEED 34.5mm
- INCREMENTS BY 0.1mm IN LENGTHS ONLY
- FOR SPECIAL PACKAGING REQUEST PLEASE CONTACT PRODUCT MANAGER FOR AVAILABILITY
- TO DETERMINE DIMENSIONS:  
N=NUMBER OF POSITION PER ROW  
EXAMPLE: 10 POS. N X .100/2.54

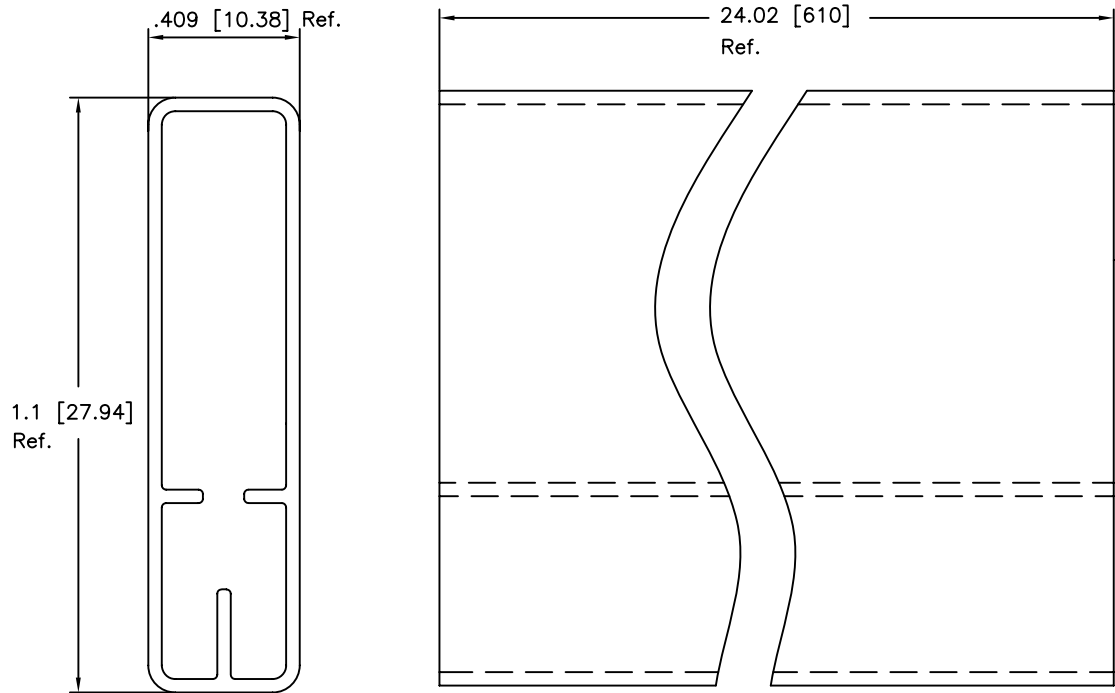


FCIconnect.com

Copyright FCI

mat'l. code NOTE 2 & 3		surface ISO 1302 ✓	tolerance ISO 406 ISO 1101	projection INCH/MM	product family BERGSTIK
ltr	ecn	no	dr	date	title
B					BERGSTIK II HEADER .100/2.54cc STRAIGHT
		angles	linear	scale 2:1	
		0'±2'	.XX±.01/XX±.3 .XXX±.005/XXX±.13 .XXXX±.0020/XXX±.05		
		dr	Brandon Ding	2012-09-28	dwg no
		enr	Brandon Ding	2012-09-28	sheet.2 of 3
		chr	Brandon Ding	2012-09-28	size
		appd	Rick Bian	2012-09-28	10122864
sheet	revision				A3
index	sheet				type Product Customer Drawing

PRODUCT NUMBER	TOTAL PIN LGTH		TAIL LENGTH		MATING LENGTH		BERGSTRIPTM	POLARIZED	LF
	DIM F	DIM F	DIM G	DIM G	DIM H	DIM H	AVAILABLE		
	ENGLISH	METRIC	ENGLISH	METRIC	ENGLISH	METRIC			
10122864-XY001LF	0.580	14.74	0.130	3.30	0.350	8.90	NO	-	NOTE 1
10122864-XY002LF	0.698	17.74	0.130	3.30	0.469	11.90	NO	-	NOTE 1



Copyright FCI

mat'l. code		surface		tolerance		projection		product family	
NOTE 2 & 3		ISO 1302 ✓		ISO 406				BERGSTIK	
tr ecn no dr date		tolerances unless otherwise specified		.XX±.01/.XX±.3 .XXX±.005/.XXX±.13 .XXXX±.0020/.XXX±.05		INCH/MM		title	
B		angles		linear		scale 2:1		BERGSTIK II HEADER	
		0°±2'						.100/2.54cc STRAIGHT	
		dr Brandon Ding 2012-09-28						dwg no sheet 3 of 3 size	
		enr Brandon Ding 2012-09-28						10122864 A3	
		chr Brandon Ding 2012-09-28						type Product Customer Drawing	
		app Rick Bian 2012-09-28							
sheet index		revision sheet							

# Mouser Electronics

Authorized Distributor

Click to View Pricing, Inventory, Delivery & Lifecycle Information:

[FCI / Amphenol:](#)

[10122864-418002LF](#)