

Supercapacitors

PB Series



Description

Cooper Bussmann PowerStor supercapacitors are unique, ultra-high capacitance devices utilizing electrochemical double layer capacitor (EDLC) construction combined with new, high performance materials. This combination of advanced technologies allows Cooper Bussmann to offer a wide variety of capacitor solutions tailored to specific applications that range from a few micro-amps for several days to several amps for milliseconds.


Features & Benefits

- 5.0 Volts
- Low ESR
- High capacitance
- Long cycle life
- Low leakage currents
- UL Recognized



Applications

- Bridge or hold-up power
- Memory backup
- Battery swap out



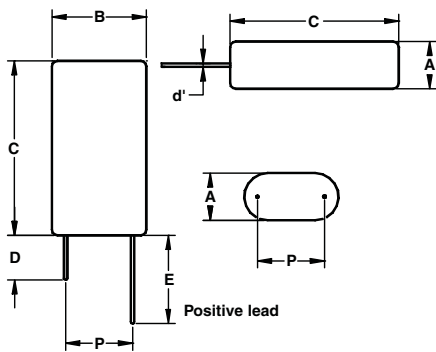
Specifications	
Working Voltage	5.0V
Surge Voltage	6.0V
Capacitance	0.1F to 1.0F
Capacitance Tolerance	-20% to +80% (20°C)
Operating Temperature Range	-25°C to 70°C

Standard Product						
Nominal Capacitance (F)	Part Numbers		Maximum ESR (Ω) (Equivalent Series Resistor) Measured @ 100Hz	Nominal Leakage Current (μ A) After 72 Hours @ 20°C	Nominal Dimensions (mm)	Typical Mass (grams/piece)
	Vertical	Horizontal				
0.1	PB-5ROV104-R	PB-5ROH104-R	4.0	3	5.5 x 10.8 x 12.5	1.1
0.47	PB-5ROV474-R	PB-5ROH474-R	1.0	7	8.5 x 16.8 x 14.0	2.4
1.0	PB-5ROV105-R	PB-5ROH105-R	0.5	12	8.5 x 16.8 x 21.5	3.5

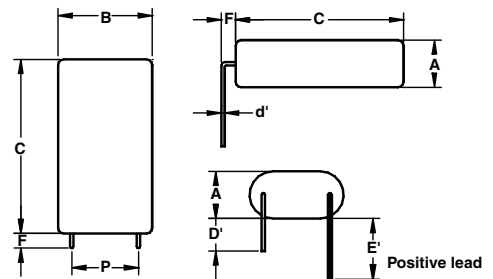
Performance		
Parameter	Capacitance Change (% of initial measured value)	ESR (% of initial specified value)
Life (1000 hrs @ 70°C @ 5.0Vdc)	≤ 30 %	≤ 300 %
Storage - Low and High Temperature (1000 hrs @ -25°C and 70°C)	≤ 30 %	≤ 300 %

Dimensions (mm)											
Vertical Part #	Horizontal Part #	A	B	C	d'	D	D'	E	E'	F	P
PB-5ROV104-R	PB-5ROH104-R	6.0	11.3	13.0	0.5	20	15	25	20	2.0	7.3
PB-5ROV474-R	PB-5ROH474-R	9.0	17.3	14.5	0.5	20	15	25	20	2.0	11.8
PB-5ROV105-R	PB-5ROH105-R	9.0	17.3	22.0	0.5	20	15	25	20	2.0	11.8
Tolerances		Maximum			± 0.02	Minimum				± 0.5	

Note: Longer lead is positive.



Vertical



Horizontal

Part Numbering System										
P	B	-	5	R	0	□	□	□	□	
Series Code	Version		Voltage (V) R = Decimal			Configuration V = Vertical H = Horizontal	Capacitance (μF)			
P Series	High Capacitance		5R0 = 5.0V				Value	Multiplier		
						Example: 474 = 47 x 10 ⁴ μF or 0.47F				

Packaging Information

- Packaging:
- Standard packaging: Bulk, 100 units per bag.
 - Larger bulk packages available on request.

Part Marking

- Manufacturer
- Capacitance (F)
- Max Operating Voltage (V)
- Series Code (or part number)
- Polarity

North America
Cooper Bussmann
1225 Broken Sound Parkway NW
Suite F
Boca Raton, FL 33487-3533
Tel: 1-561-998-4100
Fax: 1-561-241-6640
Toll Free: 1-888-414-2645

Cooper Bussmann
P.O. Box 14460
St. Louis, MO 63178-4460
Tel: 1-636-394-2877
Fax: 1-636-527-1607

Europe
Cooper Bussmann
Cooper (UK) Limited
Burton-on-the-Wolds
Leicestershire • LE12 5TH UK
Tel: +44 (0) 1509 882 737
Fax: +44 (0) 1509 882 786

Cooper Bussmann
Avda. Santa Eulalia, 290
08223
Terrassa, (Barcelona), Spain
Tel: +34 937 362 812
+34 937 362 813
Fax: +34 937 362 719

Asia Pacific
Cooper Bussmann
1 Jalan Kilang Timor
#06-01 Pacific Tech Centre
Singapore 159303
Tel: +65 278 6151
Fax: +65 270 4160

The only controlled copy of this Data Sheet is the electronic read-only version located on the Cooper Bussmann Network Drive. All other copies of this document are by definition uncontrolled. This bulletin is intended to clearly present comprehensive product data and provide technical information that will help the end user with design applications. Cooper Bussmann reserves the right, without notice, to change design or construction of any products and to discontinue or limit distribution of any products. Cooper Bussmann also reserves the right to change or update, without notice, any technical information contained in this bulletin. Once a product has been selected, it should be tested by the user in all possible applications.

Life Support Policy: Cooper Bussmann does not authorize the use of any of its products for use in life support devices or systems without the express written approval of an officer of the Company. Life support systems are devices which support or sustain life, and whose failure to perform, when properly used in accordance with instructions for use provided in the labeling, can be reasonably expected to result in significant injury to the user.

Mouser Electronics

Authorized Distributor

Click to View Pricing, Inventory, Delivery & Lifecycle Information:

[Cooper Bussmann:](#)

[PB-5R0H105-R](#) [PB-5R0V474-R](#) [PB-5R0V105-R](#) [PB-5R0H474-R](#) [PB-5R0H104-R](#) [PB-5R0V104-R](#)