
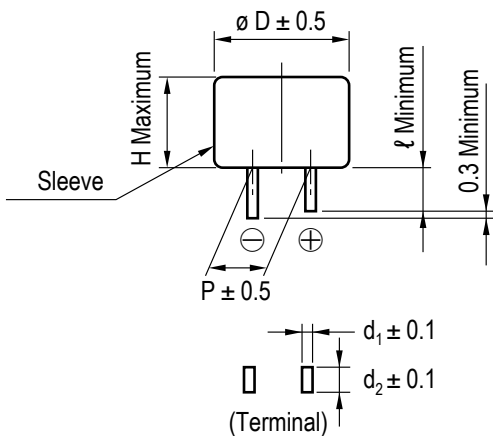




Sample Kit Contents

Part Number	Maximum Operating Voltage (VDC)	Nominal Capacitance		Maximum ESR @ 1 kHz (Ω)	Maximum Current @ 30 Minutes (mA)	Voltage Holding Characteristic Minimum (V)	Weight (g)	Quantity
		Charge System (F)	Discharge System (F)					
FG0H473ZF	5.5	0.047	0.060	200	0.071	4.2	1.0	10
FT0H104ZF	5.5	0.10	0.14	16	0.15	–	1.6	10
FYD0H104ZF	5.5	0.10	0.14	100	0.15	4.2	2.4	8
FT0H224ZF	5.5	0.22	0.28	10	0.33	–	4.1	8
FT0H474ZF	5.5	0.47	0.60	6.5	0.71	–	5.3	8
FG0H105ZF	5.5	1.0	1.3	65	1.5	4.2	7.0	8
FT0H105ZF	5.5	1.0	1.3	3.5	1.5	–	10.0	10
FYD0H105ZF	5.5	1.0	1.6	35	1.5	4.2	11.0	10
FG0H225ZF	5.5	2.2	2.8	35	3.3	4.2	12.1	5
FG0H475ZF	5.5	4.7	6.0	35	7.1	4.2	27.3	5

Dimensions – Millimeters


www.kemet.com/fg

www.kemet.com/ft

www.kemet.com/fy

Part Number	$\varnothing D$	H	P	ℓ	d_1	d_2
FG0H473ZF	11.0	5.5	5.08	2.7	0.2	1.2
FT0H104ZF	11.5	8.5	5.08	2.7	0.4	1.2
FYD0H104ZF	13.0	8.5	5.08	2.2	0.4	1.2
FT0H224ZF	14.5	12.0	5.08	2.2	0.4	1.2
FT0H474ZF	16.5	13.0	5.08	2.7	0.4	1.2
FG0H105ZF	16.5	19.0	5.08	2.7	0.4	1.2
FT0H105ZF	21.5	13.0	7.62	3.0	0.6	1.2
FYD0H105ZF	21.5	16.0	7.62	3.0	0.6	1.2
FG0H225ZF	21.5	19.0	7.62	3.0	0.6	1.2
FG0H475ZF	28.5	22.0	10.16	6.1	0.6	1.4