

C&K JA Series Rocker Switches

Features/Benefits

- Right angle PCB mounting
- Cost-effective solution
- RoHS compliant

Typical Applications

- Modems
- Entertainment devices
- Computer printers



Models Available

Specifications

CONTACT RATING: Q contact material: 2 AMPS @ 125 V AC; 1 AMP @ 250 V AC (UL/CSA). See page H-116 for additional ratings.

ELECTRICAL LIFE: 10,000 make-and-break cycles at full load.

CONTACT RESISTANCE: Below 20 m Ω typ. initial @ 2-4 V DC, 100 mA.

INSULATION RESISTANCE: 10⁹ Ω min.

DIELECTRIC STRENGTH: 1,000 Vrms min. @ sea level.

OPERATING TEMPERATURE: -30°C to 85°C

NOTE: Any models supplied with Q contact material are RoHS compliant. For the latest information regarding RoHS compliance, please go to: www.ittcannon.com/rohs.

NOTE: Specifications and materials listed above are for standard switches. For information on specific and custom switches, consult Customer Service Center.

Materials

HOUSING & ACTUATOR SUPPORT: 6/6 nylon (UL 94V-2), black.

ACTUATOR: 6/6 nylon (UL 94V-2), black.

PLUNGER: Glass filled polyester (UL 94V-0).

CONTACTS & TERMINALS: Q contact material: Copper, silver plated. See page H-118 for additional contact materials.

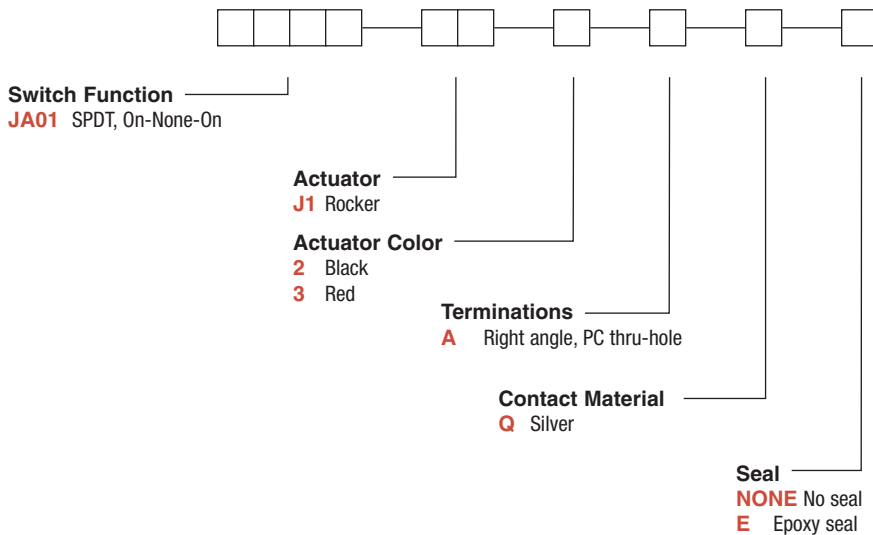
SWITCH SUPPORT TERMINALS: Brass, tin plated (not electrically connected).

CONTACT SPRING: Music wire or stainless steel.

TERMINAL SEAL: Epoxy.

Build-A-Switch

To order, simply select desired option from each category and place in the appropriate box. Available options are shown and described on pages H-114 and H-116. For additional options not shown in catalog, consult Customer Service Center.



Third Angle Projection

Dimensions are shown: Inch (mm)
Specifications and dimensions subject to change

Rocker



H

C&K JA Series Rocker Switches

SWITCH FUNCTION

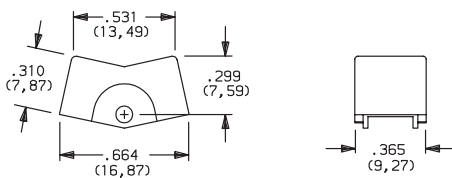
NO. POLES	MODEL NO.	SWITCH FUNCTION			CONNECTED TERMINALS			SCHEMATIC
		POS. 1	POS. 2	POS. 3	POS. 1	POS. 2	POS. 3	
SP	JA01	ON	NONE	ON	2-3	N/A	2-1	<p>SPDT</p>
<p>SPDT</p> <div style="display: flex; justify-content: space-around;"> <div style="text-align: center;"> </div> <div style="text-align: center;"> <p>Actuator shown in pos. 3. Terminal Nos. For Reference Only</p> </div> </div> <p>Part number shown: JA01J12AQ</p>								

MOM. = MOMENTARY

Contact makes on opposite side actuator thrown.

ACTUATOR

J1 ROCKER

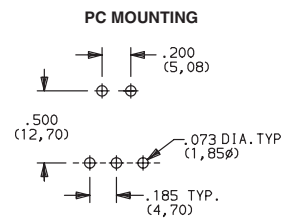
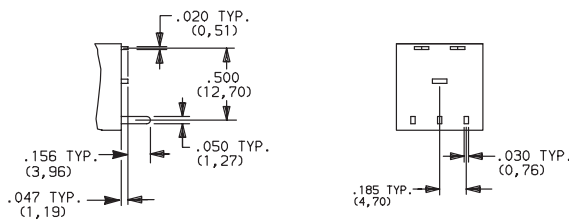


OPTION CODE	ACTUATOR COLOR
2	BLACK
3	WHITE

NOTE: Other colors available, consult Customer Service Center.

TERMINATIONS

A RIGHT ANGLE, PC THRU-HOLE



Rocker



ITT



Third Angle Projection

Dimensions are shown: Inch (mm)
Specifications and dimensions subject to change

C&K JA Series Rocker Switches



CONTACT MATERIAL

OPTION CODE	RoHS COMPLIANT *	RoHS COMPATIBLE *	CONTACT AND TERMINAL MATERIAL	RATINGS	
Q	YES	YES	SILVER ¹	POWER	2 AMPS @ 125 V AC; 1 AMP @ 250 V AC (UL/CSA).

* Note: See Technical Data section of this catalog for RoHS compliant and compatible definitions and specifications.

¹ CONTACTS & TERMINALS: Copper, silver plated.

NOTE: Any models supplied with Q contact material are RoHS compliant. For the latest information regarding RoHS compliance, please go to: www.ittcannon.com/rohs.

All models   with all options when ordered with 'Q' contact material.

SEAL

NONE NO SEAL

E EPOXY SEAL

