Solder connection pin headers

SLD 5.08V



- 250 V (IEC) / 300 V (UL)
- 14 A (IEC) / 10 A (UL)

SLD 5.08V/90

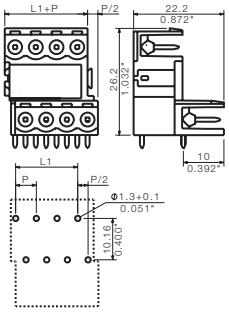

SLD 5.08V/90B

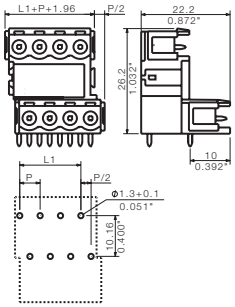

E

Technical data

Rated data acc. to IEC 664-1 / VDE 0110 (4.97)				
Clamping range, max.	mm²			
Solid H05(07) V-U	mm²			
Stranded H07 V-R	mm²			
Flexible H05(07) V-K	mm²			
Flexible with ferrule	mm²			
Ferrule with plastic collar	mm²			
Stripping length	mm			
Rated current at ambient temperature		**20°C**		**40°C**
	A	14.0		12.0
Overvoltage category		**III**	**III**	**II**
Pollution severity		**3**	**2**	**2**
Rated voltage	V	250	320	400
Rated impulse voltage	kV	4.0	4.0	4.0
UL 1059 rated data - E60693		**B**	**C**	**D**
Rated voltage	V	300		300
Rated current	A	10.0		10.0
AWG conductor				
CSA C22.2 rated data - LR12400 B		**B**	**C**	**D**
Rated voltage	V	300		300
Rated current	A	10.0		10.0
AWG conductor				
Material data				
Type of insulating material		PBT		
Flammability class acc. UL94		V-0		
Contact base material		CuSn		
Contact plating				

Information

- Additional colours on request
- Rated current refers to rated cross-section and min. number of poles
- Distance between the rows: see pcb layout diagram
- Drawing information P = Pitch

Ordering data

Solder pin length	3.2 mm
Colour	orange

Pitch 5.08 mm

Poles	L1 mm	(inch)	Qty.	Order no.	Order no.
4	5.08	(0.200)	50		1725170000
6	10.16	(0.400)	50		1725180000
8	15.24	(0.600)	50		1725190000
10	20.32	(0.800)	50		1725200000
12	25.40	(1.000)	50		1725210000
14	30.48	(1.200)	20		1725220000
16	35.56	(1.400)	20		1725230000
18	40.64	(1.600)	20		1725240000
20	45.72	(1.800)	20		1725250000
22	50.80	(2.000)	10		1725260000
24	55.88	(2.200)	10		1725270000
26	60.96	(2.400)	10		1725280000
28	66.04	(2.600)	10		1725290000
30	71.12	(2.800)	10		1725300000
32	76.20	(3.000)	10		1725310000
34	81.28	(3.200)	10		1725320000
36	86.36	(3.400)	10		1725330000
38	91.44	(3.600)	10		1725340000
40	96.52	(3.800)	10		1725350000
42	101.60	(4.000)	10		1725360000
44	106.68	(4.200)	10		1725370000
46	111.76	(4.400)	10		1725380000
48	116.84	(4.600)	10		1725390000

Ordering data

Solder pin length	3.2 mm
Colour	orange

Pitch 5.08 mm

Poles	L1 mm	(inch)	Qty.	Order no.	Order no.
4	5.08	(0.200)	50		1726280000
6	10.16	(0.400)	50		1726290000
8	15.24	(0.600)	50		1726300000
10	20.32	(0.800)	50		1726310000
12	25.40	(1.000)	50		1726320000
14	30.48	(1.200)	20		1726330000
16	35.56	(1.400)	20		1726340000
18	40.64	(1.600)	20		1726350000
20	45.72	(1.800)	20		1726360000
22	50.80	(2.000)	10		1726370000
24	55.88	(2.200)	10		1726380000
26	60.96	(2.400)	10		1726390000
28	66.04	(2.600)	10		1726400000
30	71.12	(2.800)	10		1726410000
32	20.32	(0.800)	10		1726420000
34	81.28	(3.200)	10		1726430000
36	86.36	(3.400)	10		1726440000
38	91.44	(3.600)	10		1726450000
40	96.52	(3.800)	10		1726460000
42	101.60	(4.000)	10		1726470000
44	106.68	(4.200)	10		1726480000
46	111.76	(4.400)	10		1726490000
48	116.84	(4.600)	10		1726500000

Articles with coloured order number are kept permanently in stock at the central warehouse in Germany.
Delivery times see page X.2