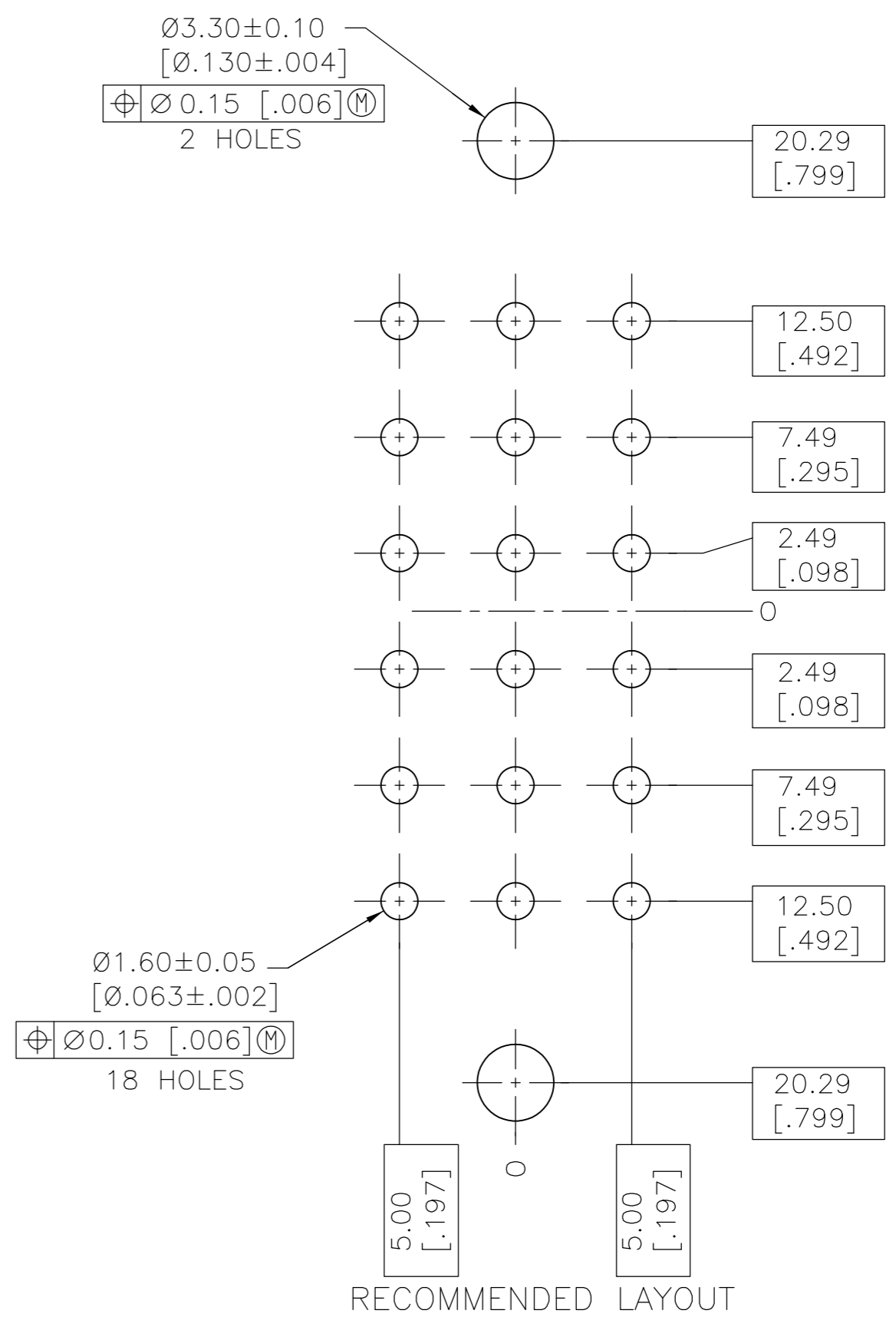
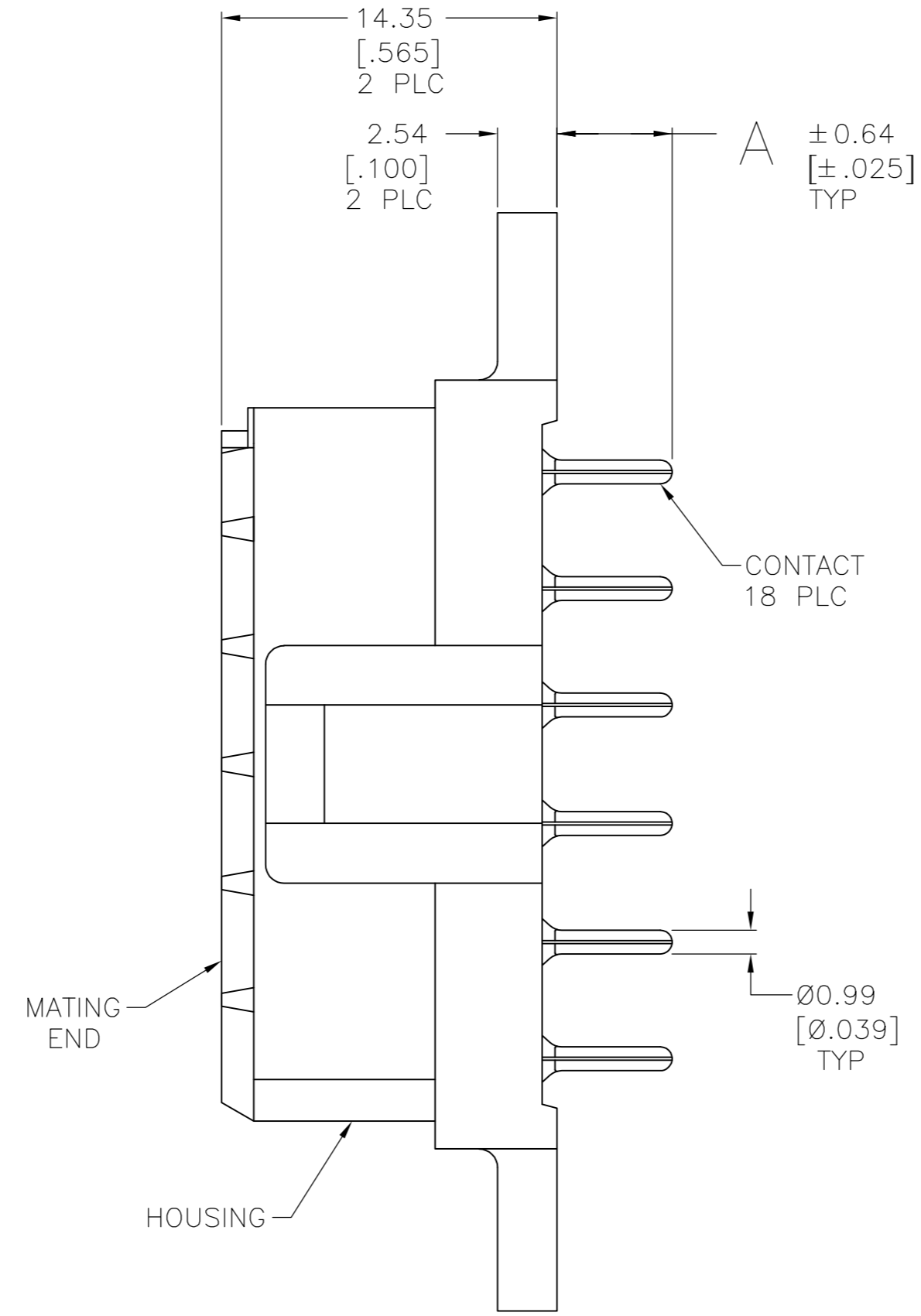
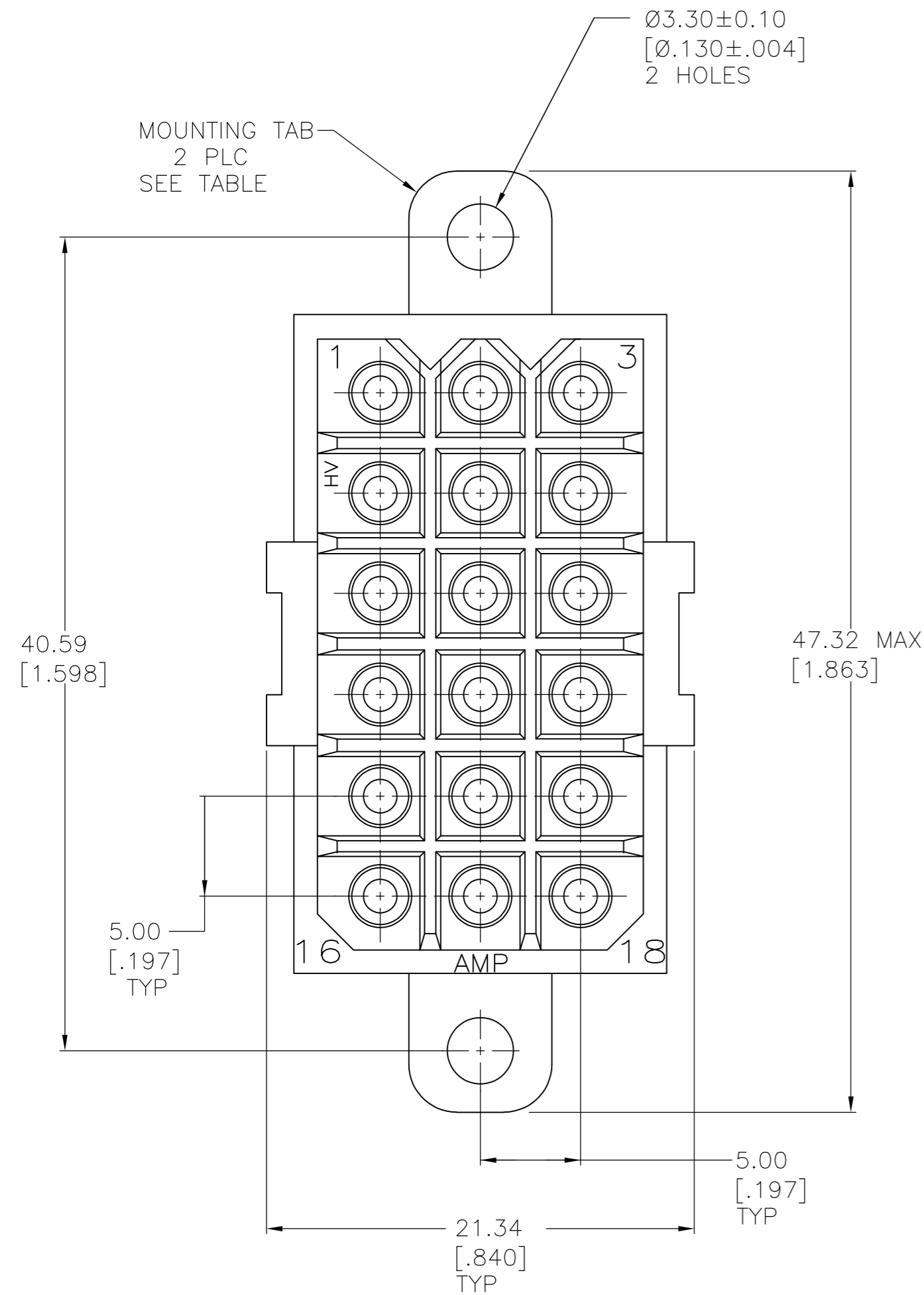


THIS DRAWING IS UNPUBLISHED. RELEASED FOR PUBLICATION
 © COPYRIGHT - By - ALL RIGHTS RESERVED.

REVISIONS				
P	LTR	DESCRIPTION	DATE	APVD
N		REVISED PER ECO-16-004940	06AUG2016	NK MZ



- 1 NYLON, UL 94-VO RATED, RED.
- 2 PHOSPHOR BRONZE.
- 3 3.81um [.000150] MIN TIN-LEAD OVER 1.27um [.000050] MIN NICKEL.
- 4 0.76um [.000030] MIN GOLD FOR A LENGTH OF 4.95 [.195] MIN FROM MATING END, 3.81um [.000150] MIN TIN-LEAD FOR A LENGTH OF 4.88 [.192] MIN ON OPPOSITE END, BOTH OVER 1.27um [.000050] MIN NICKEL.
- 5 3.81um [.000150] MIN TIN OVER 1.27um [.000050] MIN NICKEL.
- 6 0.76um [.000030] MIN GOLD FOR A LENGTH OF 4.95 [.195] MIN FROM MATING END, 3.81um [.000150] MIN TIN FOR A LENGTH OF 4.88 [.192] MIN ON OPPOSITE END, BOTH OVER 1.27um [.000050] MIN NICKEL.
- 7 PRELIMINARY PART NUMBER.

DIM A	CONTACT FINISH	MOUNTING TABS	PART NO
7	6	YES	1-207530-1
OBSOLETE	6	NO	-1-207530-0
	6	YES	207530-9
	5	NO	207530-8
	5	YES	207530-7
	4	NO	207530-4
	4	YES	207530-3
	3	NO	207530-2
	3	YES	207530-1

THIS DRAWING IS A CONTROLLED DOCUMENT.

DWN	03/19/92		TE Connectivity
CHK	3-25-92		
APVD	3-25-92		
PRODUCT SPEC			
MATERIAL	HOUSING: 1	NAME	SOCKET HEADER ASSEMBLY, 18 POSITION, METRIMATE
DIMENSIONS:	TOLERANCES UNLESS OTHERWISE SPECIFIED:	SIZE	CAGE CODE
mm [INCHES]	0 PLC ± - 1 PLC ± - 2 PLC ± 0.25 [.010] 3 PLC ± - 4 PLC ± - ANGLES ± -	A2	00779
FINISH	CONTACT: SEE TABLE	DRAWING NO	RESTRICTED TO
		C=207530	-
		SCALE	SHEET
		4:1	1 of 1
		CUSTOMER DRAWING	REV
			N