

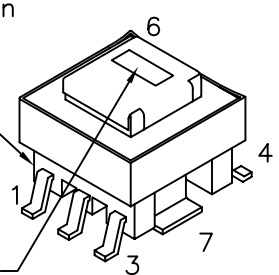
SMT Current Sense Transformer for Switching power supply application

A. Electrical Specifications (@ 25°C)

1. Operating Frequency; 250kHz and above
2. Rated Primary Current; 6Arms
3. Dielectric Strength; 500Vrms 1 second @ Pri to Sec
4. Operating Temperature; -40°C to +85°C
5. Specification;

White dot
indicates
pin 1

Part Number



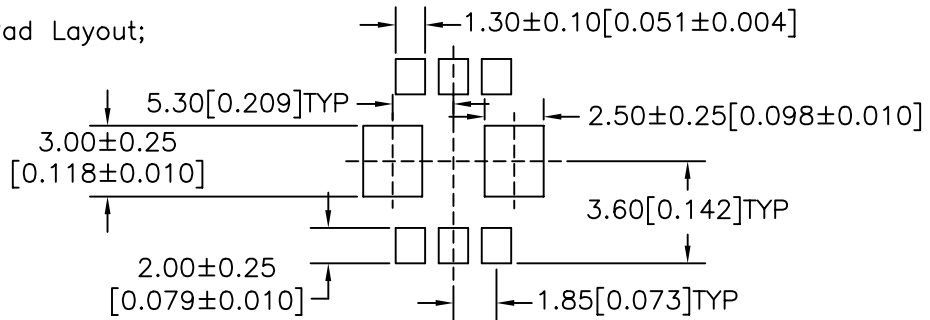
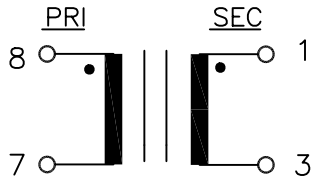
MODEL NUMBER

TCS SERIES

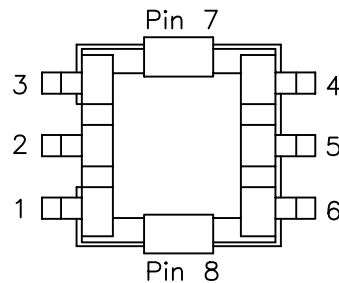
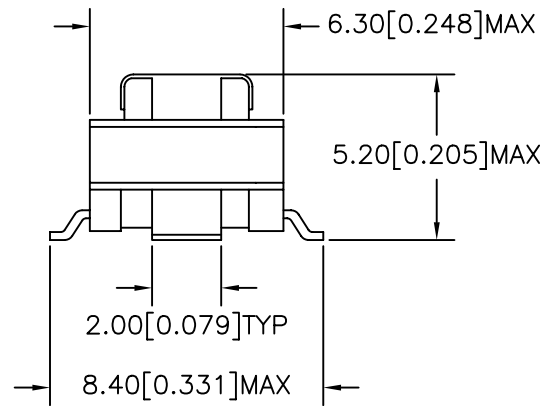
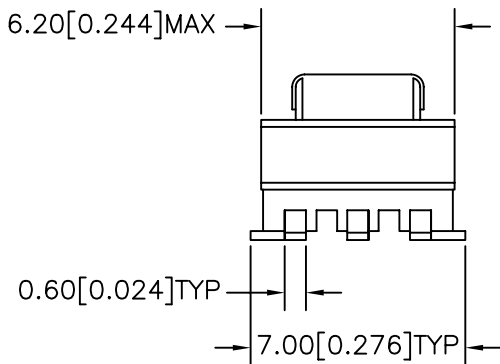
Tamura Part No	Turns Ratio (7-8):(1-3)	Inductance @ 10kHz, 0.1Vrms (1-3) (μH) MIN	DCR		Terminating Resistor ΩMax	Marking
			(7-8) mΩ MAX	(1-3) ΩMAX		
TCS-01	1:20	80	6	0.55	20	C01
TCS-02	1:30	180	6	0.87	30	C02
TCS-03	1:40	320	6	1.14	40	C03
TCS-04	1:50	500	6	1.50	50	C04
TCS-05	1:60	720	6	1.75	60	C05
TCS-06	1:70	980	6	4.75	70	C06
TCS-07	1:100	2000	6	5.90	100	C07
TCS-08	1:125	3000	6	7.70	125	C08

6. Marking; Part Number (Per above table)

C. Schematic and Suggested Pad Layout;



D. Mechanical Specifications



PREPARED BY:

D. Rund

ENGINEER:

M. Pitchai

QUALITY CONTROL:

T. Clem

APPROVED:

D. Kelley

DWG CONTROL NO.
P-A1-13385
ACAD\MISC\A1133851.DWG

REV
PRE

SMT CURRENT SENSE
TRANSFORMER

TAMURA CORPORATION OF AMERICA
43352 BUSINESS PARK DRIVE, TEMECULA, CA. 92590-6624
(909) 699-1270 FAX 9096769482

TCS SERIES

MODEL SPECIFICATION

DIM: mm(ln) SCL: 6/1 SH: 1 OF 1

PROPRIETARY NOTICE: THIS DRAWING PRINT OR DOCUMENT AND SUBJECT MATTER DISCLOSED HEREIN ARE PROPRIETARY ITEMS TO WHICH TAMURA RETAINS THE EXCLUSIVE RIGHT OF DISSEMINATION, REPRODUCTION, MANUFACTURE AND SALE. THIS DRAWING, PRINT OR DOCUMENT IS SUBMITTED IN CONFIDENCE FOR CONSIDERATION BY THE RECIPIENT ALONE UNLESS PERMISSION FOR FURTHER DISCLOSURE IS EXPRESSLY GRANTED IN WRITING.