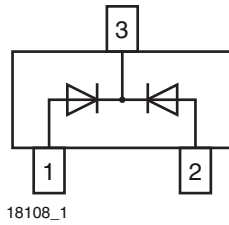


Small Signal Switching Diode, Dual



FEATURES

- Silicon epitaxial planar diode
- Fast switching dual diode with common cathode
- AEC-Q101 qualified available
- Base P/N-E3 - RoHS-compliant, commercial grade
- Base P/N-HE3 - RoHS-compliant, AEC-Q101 qualified
- Material categorization: for definitions of compliance please see www.vishay.com/doc?99912


RoHS
COMPLIANT

DESIGN SUPPORT TOOLS click logo to get started



MECHANICAL DATA

Case: SOT-23

Weight: approx. 8.8 mg

Packaging codes / options:

18/10K per 13" reel (8 mm tape), 10K/box

08/3K per 7" reel (8 mm tape), 15K/box

PARTS TABLE

PART	ORDERING CODE	CIRCUIT CONFIGURATION	TYPE MARKING	REMARKS
BAV23C	BAV23C-E3-08 or BAV23C-E3-18	Common cathode	KT6	Tape and reel
	BAV23C-HE3-08 or BAV23C-HE3-18			

ABSOLUTE MAXIMUM RATINGS ($T_{amb} = 25\text{ }^{\circ}\text{C}$, unless otherwise specified)

PARAMETER	TEST CONDITION	SYMBOL	VALUE	UNIT
Continuous reverse voltage		V_R	200	V
Repetitive peak reverse voltage		V_{RRM}	250	V
Non-repetitive peak forward current	$t = 1\text{ }\mu\text{s}$	I_{FSM}	9	A
Non-repetitive peak forward surge current	$t = 1\text{ s}$	I_{FSM}	0.5	A
Maximum average forward rectified current ⁽¹⁾		$I_{F(AV)}$	200	mA
Forward continuous current ⁽²⁾		I_F	400	mA
Repetitive peak forward current		I_{FRM}	625	mA
Power dissipation ⁽²⁾		P_{tot}	350	mW

Notes

⁽¹⁾ Measured under pulse conditions; pulse time = $t_p \leq 0.3\text{ ms}$

⁽²⁾ Device on fiberglass substrate

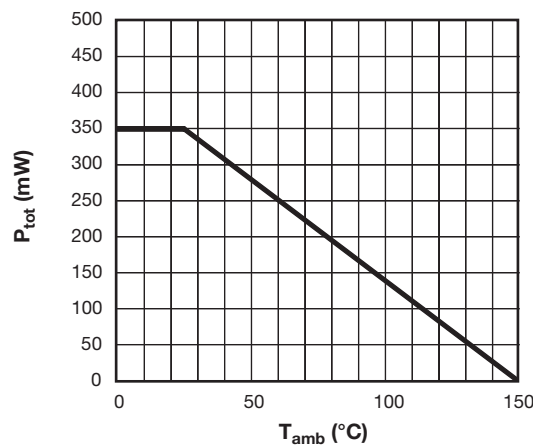
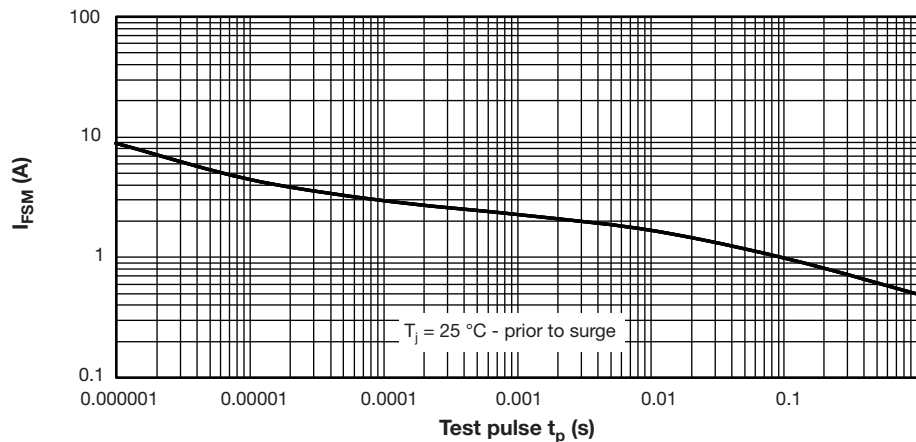
THERMAL CHARACTERISTICS ($T_{amb} = 25\text{ }^{\circ}\text{C}$, unless otherwise specified)

PARAMETER	TEST CONDITION	SYMBOL	VALUE	UNIT
Thermal resistance junction to ambient air ⁽¹⁾		R_{thJA}	357	K/W
Junction temperature		T_j	150	$^{\circ}\text{C}$
Storage temperature range		T_{stg}	-65 to +150	$^{\circ}\text{C}$
Operating temperature range		T_{op}	-55 to +150	$^{\circ}\text{C}$

Note

⁽¹⁾ Device on fiberglass substrate

ELECTRICAL CHARACTERISTICS ($T_{amb} = 25\text{ }^{\circ}\text{C}$, unless otherwise specified)						
PARAMETER	TEST CONDITION	SYMBOL	MIN.	TYP.	MAX.	UNIT
Reverse breakdown voltage	$I_R = 100\text{ }\mu\text{A}$, $t_p = 300\text{ ms}$	$V_{(BR)}$	250			V
Forward voltage	$I_F = 100\text{ mA}$	V_F			1	V
	$I_F = 200\text{ mA}$	V_F			1.25	V
Reverse current	$V_R = 200\text{ V}$	I_R			100	nA
	$V_R = 200\text{ V}$, $T_j = 150\text{ }^{\circ}\text{C}$	I_R			100	μA
Dynamic forward resistance	$I_F = 10\text{ mA}$	r_f		5		Ω
Diode capacitance	$V_R = 0\text{ V}$, $f = 1\text{ MHz}$	C_D			5	pF
Reverse recovery time	$I_F = I_R = 30\text{ mA}$, $R_L = 100\text{ }\Omega$ $I_R = 3\text{ mA}$	t_{rr}			50	ns


 Fig. 1 - P_{tot} - Admissible Power Dissipation vs. Ambient Temperature

 Fig. 2 - I_{FSM} - Non-Repetitive Peak Forward Current vs. Pulse Duration - Maximum Admissible Values of Square Pulses

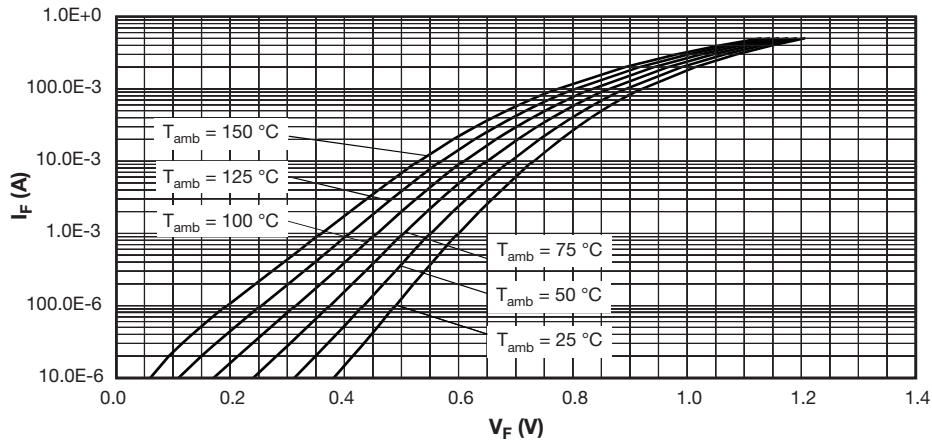


Fig. 3 - V_F - Typical Forward Current vs. Forward Voltage vs. Various Temperatures

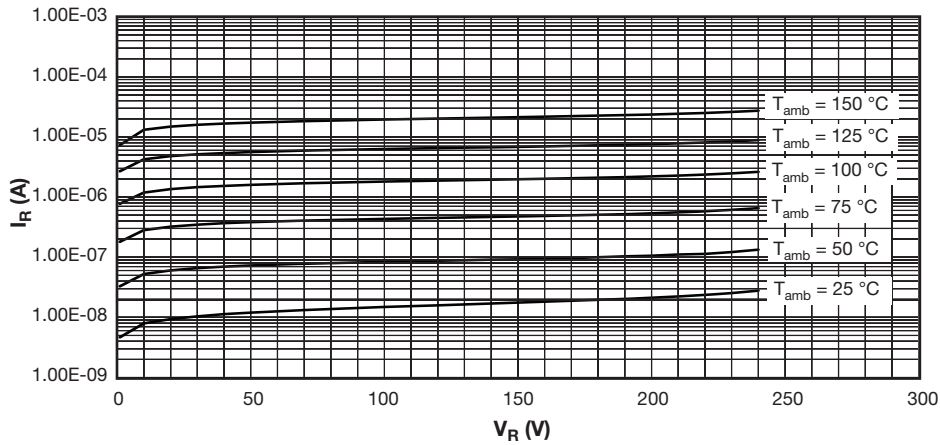
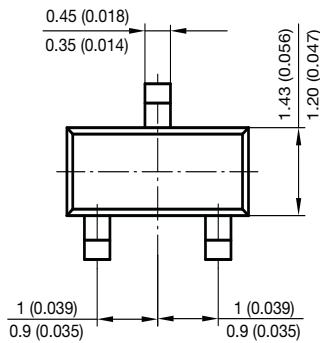
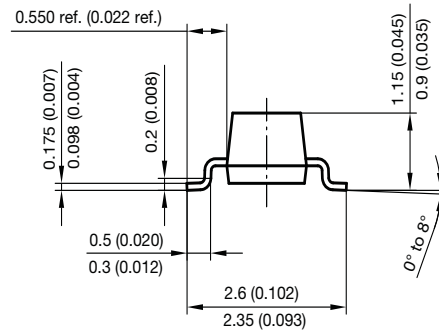
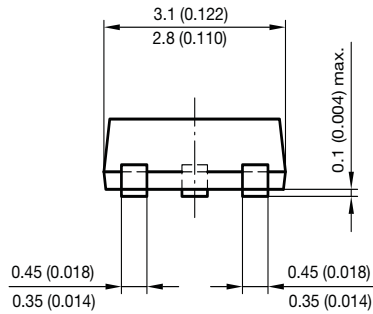


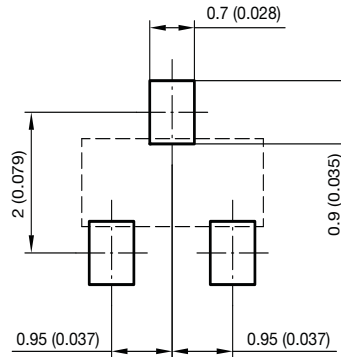
Fig. 4 - I_R - Typical Reverse Current vs. Reverse Voltage vs. Various Temperatures



PACKAGE DIMENSIONS in millimeters (inches): SOT-23



Foot print recommendation:



Document no.: 6.541-5014.01-4
Rev. 8 - Date: 23.Sept.2009
17418



Disclaimer

ALL PRODUCT, PRODUCT SPECIFICATIONS AND DATA ARE SUBJECT TO CHANGE WITHOUT NOTICE TO IMPROVE RELIABILITY, FUNCTION OR DESIGN OR OTHERWISE.

Vishay Intertechnology, Inc., its affiliates, agents, and employees, and all persons acting on its or their behalf (collectively, "Vishay"), disclaim any and all liability for any errors, inaccuracies or incompleteness contained in any datasheet or in any other disclosure relating to any product.

Vishay makes no warranty, representation or guarantee regarding the suitability of the products for any particular purpose or the continuing production of any product. To the maximum extent permitted by applicable law, Vishay disclaims (i) any and all liability arising out of the application or use of any product, (ii) any and all liability, including without limitation special, consequential or incidental damages, and (iii) any and all implied warranties, including warranties of fitness for particular purpose, non-infringement and merchantability.

Statements regarding the suitability of products for certain types of applications are based on Vishay's knowledge of typical requirements that are often placed on Vishay products in generic applications. Such statements are not binding statements about the suitability of products for a particular application. It is the customer's responsibility to validate that a particular product with the properties described in the product specification is suitable for use in a particular application. Parameters provided in datasheets and / or specifications may vary in different applications and performance may vary over time. All operating parameters, including typical parameters, must be validated for each customer application by the customer's technical experts. Product specifications do not expand or otherwise modify Vishay's terms and conditions of purchase, including but not limited to the warranty expressed therein.

Hyperlinks included in this datasheet may direct users to third-party websites. These links are provided as a convenience and for informational purposes only. Inclusion of these hyperlinks does not constitute an endorsement or an approval by Vishay of any of the products, services or opinions of the corporation, organization or individual associated with the third-party website. Vishay disclaims any and all liability and bears no responsibility for the accuracy, legality or content of the third-party website or for that of subsequent links.

Except as expressly indicated in writing, Vishay products are not designed for use in medical, life-saving, or life-sustaining applications or for any other application in which the failure of the Vishay product could result in personal injury or death. Customers using or selling Vishay products not expressly indicated for use in such applications do so at their own risk. Please contact authorized Vishay personnel to obtain written terms and conditions regarding products designed for such applications.

No license, express or implied, by estoppel or otherwise, to any intellectual property rights is granted by this document or by any conduct of Vishay. Product names and markings noted herein may be trademarks of their respective owners.