

Electrical/Optical Characteristics

Dialight P/N		Emitted Color	Material	Lens Color	Luminous Intensity			Dominant Wavelength			Forward Voltage			Viewing Angle (°deg.)	Thermal Resistance (°C/W) Rth(j-s) If=20 ma	Reverse Current Intensity (µA) (Ir) VR=5V
20-Piece Tape	7" Reel, 4000 pcs				Min	Typ	Max	Min	Typ	Max	Min	Typ	Max			
598-8610-302F	598-8610-307F	Red	AllInGaP	Non-Diffused	40	65	90	630	635	640	1.8	2.1	2.4	140	450	10
		Green	InGaN		260	580	900	515	520	525	2.8	3.1	3.4			
		Blue	InGaN		60	160	260	465	470	475	2.8	3.1	3.4			
598-8920-302F	598-8920-307F	Red-Orange	AllInGaP		90	120	150	620	625	630	1.8	2.1	2.4			
		Green	InGaN		260	580	900	515	520	525	2.8	3.1	3.4			
		Blue	InGaN		90	175	260	465	470	475	2.8	3.1	3.4			
598-8940-302F	598-8940-307F	Yellow	AllInGaP		90	175	260	585	590	595	1.8	2.1	2.4			
		Green	InGaN		260	580	900	515	520	525	2.8	3.1	3.4			
		Blue	InGaN		60	160	260	465	470	475	2.8	3.1	3.4			

Absolute Maximum Ratings @ Ts=25 °C

Power Dissipation (mW)	● R 48 ● RO 68 ● Y 68 ● G 68 ● B 68
Forward Current (mA)	20
Reverse Voltage (V)	5
Operating Temp (°C)	-40 to +100
Storage Temp (°C)	-40 to +100
Peak Pulse Fw Current (mA)	60
Electrostatic Discharge (HBM) (V)	1000
Junction Temp (°C)	105

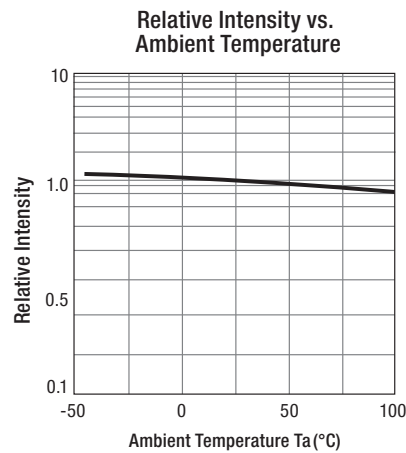
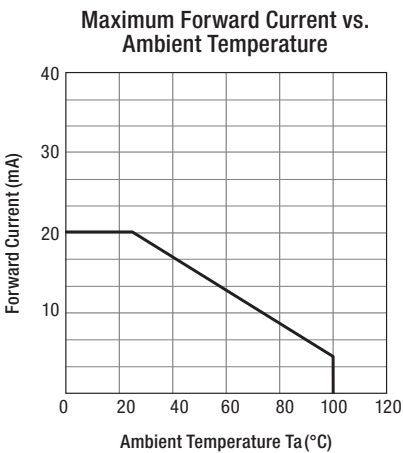
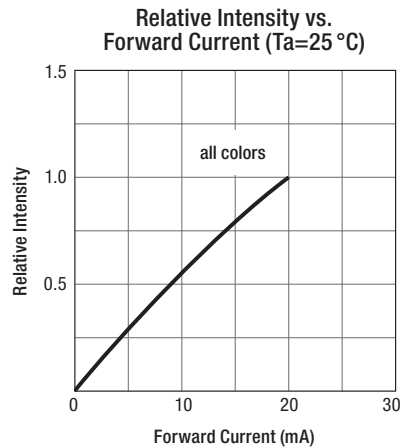
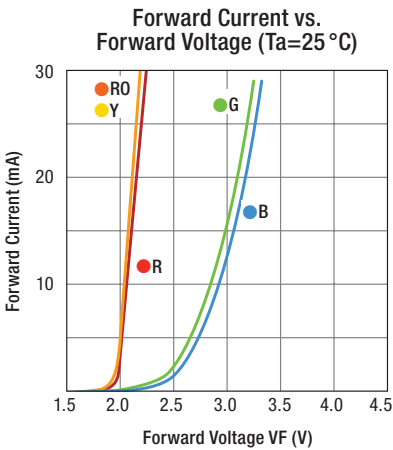
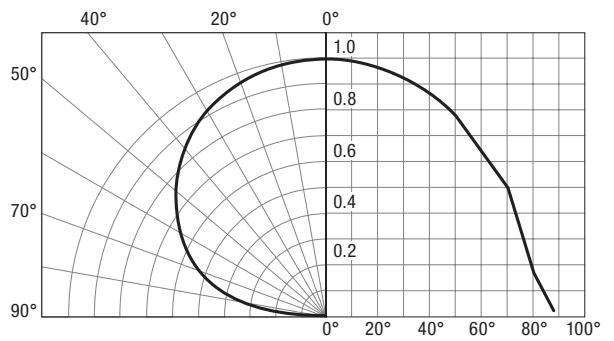


Diagram Characteristics of Radiation



Dialight reserves the right to make changes at any time in order to supply the best product possible. The most current version of this document will always be available at: www.dialightsignalsandcomponents.com

Warranty Statement: Except for the warranty expressly provided for [herein/above/below], Dialight disclaims any and all other warranties, express or implied, including, without limitation, any warranties of merchantability, fitness for a particular purpose, title, and noninfringement.