

# SFP. Breather caps

with splash guard, technopolymer



- 1
- 2
- 3
- 4
- 5
- 6
- 7
- 8
- 9
- 10
- 11
- 12
- 13
- 14
- 15
- RH

## MATERIAL

Polyamide based (PA) technopolymer.  
 - Cover: RAL 2004 orange, semi-matte finish, marked "OIL".  
 - Threaded connector: black, semi-matte finish.

## PACKING RING

NBR synthetic rubber.

## SPLASH GUARD

Technopolymer.

## STANDARD EXECUTIONS AVAILABLE

Breather caps with tightening hexagon and "tech-foam" air filter in polyurethane foam mesh (polyester base), air filtration 40  $\mu$ .

## MAXIMUM CONTINUOUS WORKING TEMPERATURE

212°F (100°C) for execution with "tech-foam" air filter.

## FEATURES AND APPLICATIONS

SFP breather caps come complete with splash guard device (ELESA original design) that prevents oil loss and are particularly suitable for use where oil is violently agitated and could be splashed against breather cap.

## TECHNICAL DATA

Air flow rate for each model can be determined from the graph calculating the difference between the pressure inside and outside the reservoir.

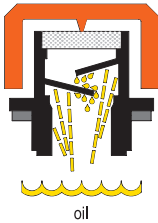
## SPECIAL EXECUTIONS ON REQUEST

- Cover, RAL 2004 orange, without "OIL" mark.
- Black cover with or without "OIL" mark.
- Filler breathers without filter.



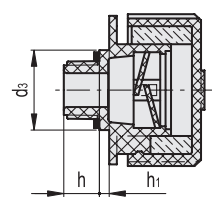
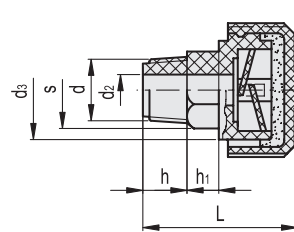
ELESA Original design

Operating layout



SFP-NPT+F  
(D=1.22-1.65-2.24)

SFP-NPT+F  
(D=2.76)



**INCH**

Code	Description	d	D	L	d2	d3	h	h1	s	$\Delta$
953938	SFP.30-1/4 NPT+F	1/4 NPT	1.22	1.38	0.28	0.79	0.39	0.28	5/8	0.03
956652	SFP.40-1/4 NPT+F	1/4 NPT	1.65	1.54	0.28	1.18	0.39	0.28	5/8	0.05
956662	SFP.40-3/8 NPT+F	3/8 NPT	1.65	1.73	0.31	1.18	0.59	0.28	3/4	0.05
956682	SFP.40-1/2 NPT+F	1/2 NPT	1.65	1.81	0.47	1.18	0.67	0.28	1	0.06
954222	SFP.40-3/4 NPT+F	3/4 NPT	1.65	1.81	0.67	1.18	0.71	0.28	1 1/8	0.06
956712	SFP.57-3/4 NPT+F	3/4 NPT	2.24	1.97	0.63	1.54	0.71	0.28	1 1/8	0.11
954851	SFP.70-3/4 NPT+F	3/4 NPT	2.76	2.48	0.63	1.38	0.59	0.24	-	0.18

Accessories for hydraulic systems