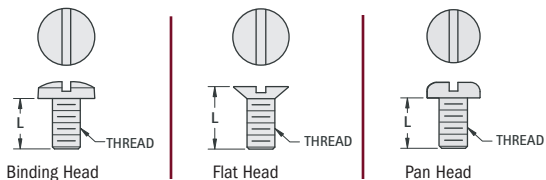


MACHINE SCREWS

Choice of: Steel, Zinc Plate • Nylon: 6/6, UL Rated 94V-2



PAN HEAD METRIC		
STEEL CAT. NO.	L	NYLON 6/6 CAT. NO.
M2.5 THREAD		
29300	4.00	29330
29301	6.00	29331
29304	12.00	29334
29306	16.00	29336
M3 THREAD		
29311	6.00	29341
29314	12.00	29344
29316	16.00	29346
29318	25.00	29348
M4 THREAD		
29321	6.00	29351
29324	12.00	29354
29326	16.00	29356
29328	25.00	29358

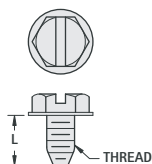
THREAD	LENGTH	BINDING HEAD		FLAT HEAD		PAN HEAD	
		STEEL CAT. NO.	NYLON CAT. NO.	STEEL CAT. NO.	NYLON CAT. NO.	STEEL CAT. NO.	NYLON CAT. NO.
2-56	.250 (6.4)	9455	—	9555	—	9355	—
	.500 (12.7)	9456	—	9556	—	9356	—
	.750 (19.1)	9457	—	9557	—	9357	—
4-40	.250 (6.4)	9400	9427	9500	9527	9300	9327
	.375 (9.5)	9401	9428	9501	9528	9301	9328
	.500 (12.7)	9402	9429	9502	9529	9302	9329
	.625 (15.9)	9403	9430	9503	9530	9303	9330
	.750 (19.1)	9404	9431	9504	9531	9304	9331
	.750 (19.1)	9405	9432	9505	9532	9305	9332
	1.000 (25.4)	9405	9432	9505	9532	9305	9332
6-32	.187 (4.7)	9406	9433	9506	9533	9306	9333
	.250 (6.4)	9407	9434	9507	9534	9307	9334
	.375 (9.5)	9408	9435	9508	9535	9308	9335
	.500 (12.7)	9409	9436	9509	9536	9309	9336
	.625 (15.9)	9410	9437	9510	9537	9310	9337
	.750 (19.1)	9411	9438	9511	9538	9311	9338
	1.000 (25.4)	9412	9439	9512	9539	9312	9339
	1.250 (31.8)	9413	9440	9513	9540	9313	9340
	2.000 (50.8)	9414	9441	9514	9541	9314	9341
	8-32	.250 (6.4)	9416	9443	9516	9543	9316
.375 (9.5)		9417	9444	9517	9544	9317	9344
.500 (12.7)		9418	9445	9518	9545	9318	9345
.625 (15.9)		9419	9446	9519	9546	9319	9346
.750 (19.1)		9420	9447	9520	9547	9320	9347
1.000 (25.4)		9421	9448	9521	9548	9321	9348
1.250 (31.8)		9422	9449	9522	9549	9322	9349
10-32	.500 (12.7)	9423	9450	9523	9550	9323	9350
	.750 (19.1)	9424	9451	9524	9551	9324	9351
	1.000 (25.4)	9425	9452	9525	9552	9325	9352
	1.500 (38.1)	9426	9453	9526	9553	9326	9353

SELF TAPPING SCREWS



• Slotted drive, hex head


Highly versatile screw, used in wood, fiberglass and metal where machine thread inserts are not furnished.



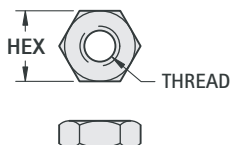
THREAD	LENGTH	CAT. NO.
No. 4	.375 (9.5)	9575
	.500 (12.7)	9576
No. 6	.375 (9.5)	9577
	.500 (12.7)	9578
No. 8	.375 (9.5)	9579
	.500 (12.7)	9580
No. 10	.375 (9.5)	9581
	.500 (12.7)	9581

MATERIAL: Steel, Zinc Plate (Non-RoHS Compliant)
Note: RoHS Compliant finishes available on special order

HEX MACHINE NUTS



MATERIAL: Nylon 6/6 UL Rated 94V-2
Steel, Zinc Plate



IMPERIAL			
STEEL CAT. NO.	NYLON CAT. NO.	HEX	THREAD
4694	—	.187 (4.7)	4-40
9600	9605	.250 (6.4)	4-40
4701	—	.250 (6.4)	6-32
9602	9606	.312 (7.9)	6-32
9603	—	.250 (6.4)	8-32
9604	9607	.312 (7.9)	8-32
4705	9608	.375 (9.5)	10-32
4713	—	.430 (10.9)	.250-28
4716	—	.500 (12.7)	.312-24

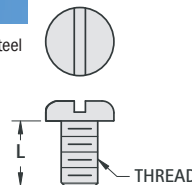
METRIC			
STEEL CAT. NO.	NYLON CAT. NO.	HEX	THREAD
4707	4687	5.00 mm	M2.5
4708	4688	5.50 mm	M3
4709	4689	7.00 mm	M4

STAINLESS STEEL PAN HEAD SCREWS

Phillips drive pan head machine screws.



MATERIAL: Stainless Steel

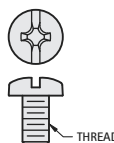


CAT. NO.	L	THREAD
9900	.250 (6.4)	4-40
9901	.375 (9.5)	
9902	.500 (12.7)	
9903	.250 (6.4)	6-32
9904	.375 (9.5)	
9905	.500 (12.7)	
9906	.375 (9.5)	8-32
9907	.500 (12.7)	
9908	.750 (19.1)	
9909	.375 (9.5)	10-32
9910	.500 (12.7)	
9911	.750 (19.1)	

BINDING HEAD SCREWS - COLORED HEAD



Ideal for quick identification of screw terminal. Reduces errors in wiring of cables. See pages 62-65 for screw terminals with colored screws installed. Only head is painted, provides reliable electrical contact to terminal.



MATERIAL: Brass, Nickel Plate with Painted Color Head

M4 x 6.3mm L	M3 x 6mm L	HEAD COLOR	6-32 x .250 (6.3) L
CAT. NO.	CAT. NO.		CAT. NO.
7799-1	7689-1	NICKEL	8190-1
9192-2	9191-2	RED	9190-2
9192-3	9191-3	BLACK	9190-3
9192-4	9191-4	WHITE	9190-4
9192-5	9191-5	BLUE	9190-5
9192-6	9191-6	GREEN	9190-6
9192-7	9191-7	YELLOW	9190-7