



80×80×32 mm

San Ace 80 9P type

General Specifications

- Material Frame: Plastic (Flammability: UL 94V-0), Impeller: Plastic (Flammability: UL 94V-1)
- Expected life See the table below. (L10 life: 90% survival rate for continuous operation in free air at 60°C, rated voltage)
- Motor protection function Locked rotor burnout protection, Reverse polarity protection
For details, please refer to p. 529.
- Dielectric strength 50/60 Hz, 500 VAC, for 1 minute (between lead wire conductors and frame)
- Insulation resistance 10 MΩ or more with a 500 VDC megger (between lead wire conductors and frame)
- Sound pressure level (SPL) At 1 m away from the air inlet
- Storage temperature -30 to +70°C (Non-condensing)
- Lead wire ⊕Red ⊖Black or Blue (Sensor) Yellow
- Mass 150 g

Specifications

The models listed below **have ribs and pulse sensors**. For models without ribs, append "1" to the end of model numbers.

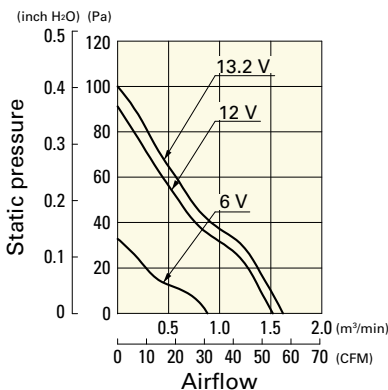
Model no.	Rated voltage [V]	Operating voltage range [V]	Rated current [A]	Rated input [W]	Rated speed [min ⁻¹]	Max. airflow [m ³ /min] [CFM]	Max. static pressure [Pa] [inchH ₂ O]	SPL [dB (A)]	Operating temperature [°C]	Expected life [h]
109P0812A201	12	6 to 13.2	0.56	6.72	4600	1.52 53.7	91.1 0.366	45	-20 to +55	40000 (+55°C)
109P0812H201		10.2 to 13.8	0.16	1.92	3150	1.05 37.1	43.1 0.173	33		40000/60°C
109P0812M201			0.07	0.84	2000	0.65 23.0	18.6 0.075	21	60000/60°C	
109P0824A201	24	12 to 26.4	0.29	6.96	4600	1.52 53.7	91.1 0.366	45	-20 to +60	40000/60°C
109P0824H201		20.4 to 27.6	0.09	2.16	3150	1.05 37.1	43.1 0.173	33		40000/60°C
109P0824M201			0.04	0.96	2000	0.65 23.0	18.6 0.075	21	60000/60°C	
109P0848H201	48	43 to 53	0.06	2.88	3350	1.1 38.9	50.9 0.204	35	-20 to +70	40000/60°C

Other sensor specifications are available as options. Refer to the index (pp. 544 to 545).

Airflow - Static Pressure Characteristics

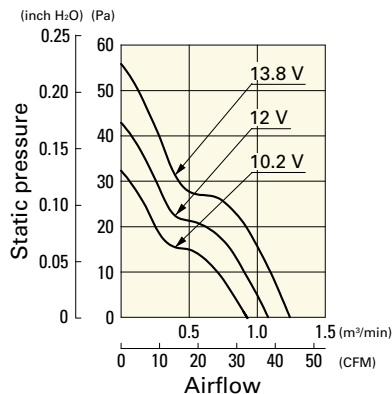
109P0812A201 With pulse sensor

Operating voltage range



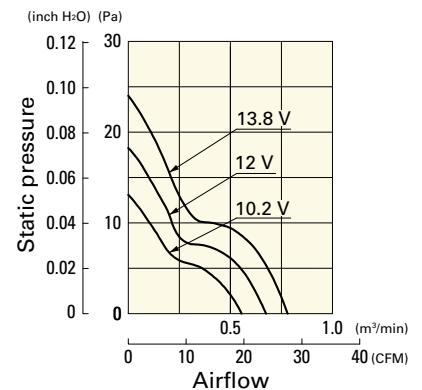
109P0812H201 With pulse sensor

Operating voltage range



109P0812M201 With pulse sensor

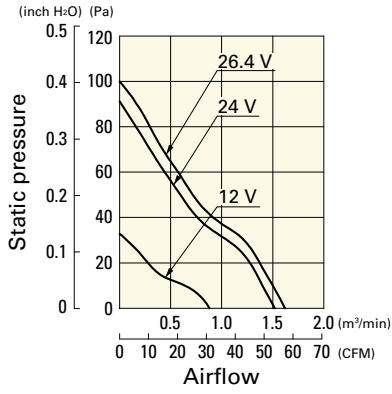
Operating voltage range



Airflow - Static Pressure Characteristics

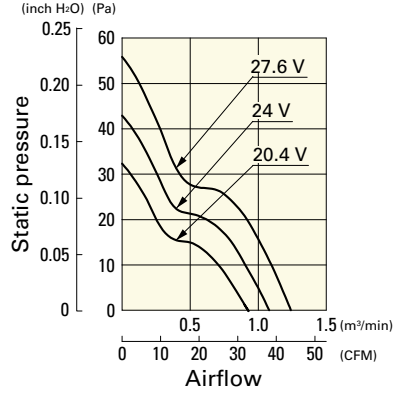
109P0824A201 With pulse sensor

Operating voltage range



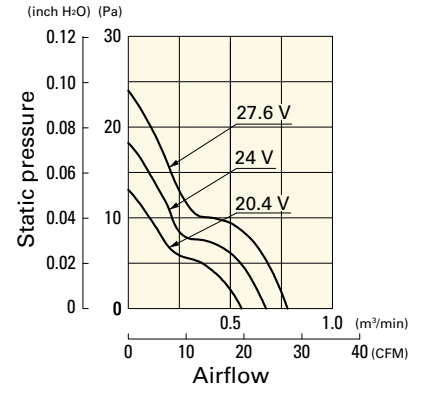
109P0824H201 With pulse sensor

Operating voltage range



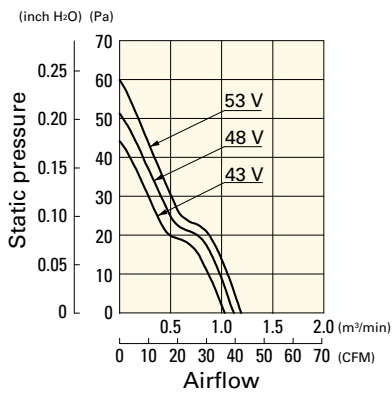
109P0824M201 With pulse sensor

Operating voltage range

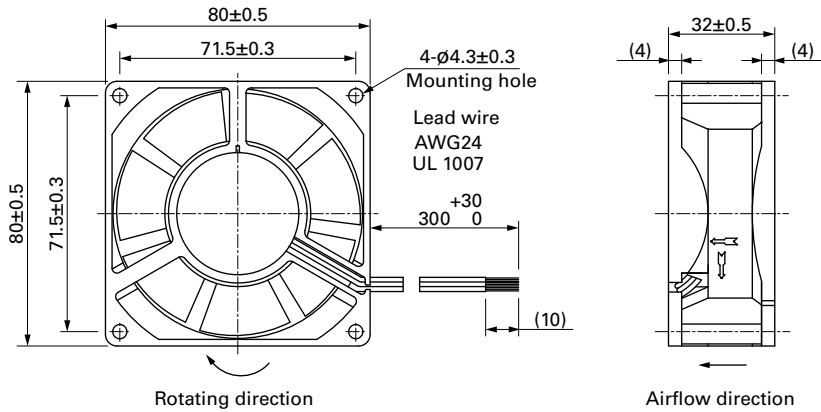


109P0848H201 With pulse sensor

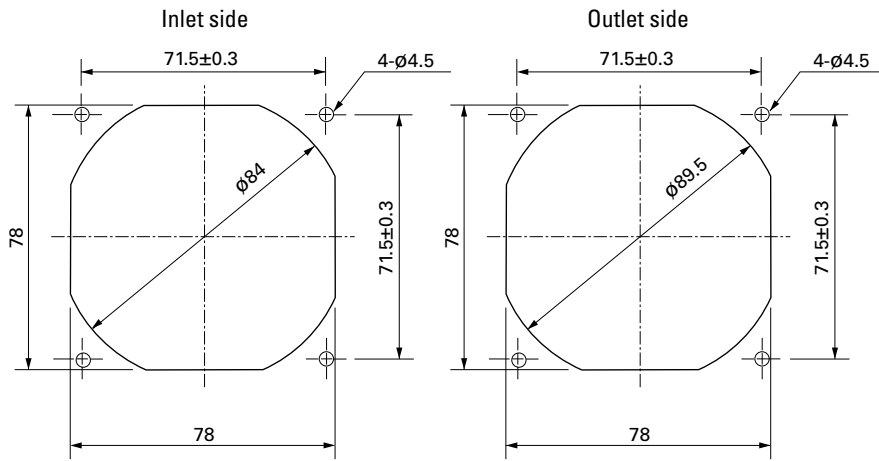
Operating voltage range



Dimensions (unit: mm) (With ribs)



Reference Dimensions of Mounting Holes and Vent Opening (unit: mm)



Options

Finger guards

page: p. 513

Model no.: 109-049C, 109-049E, 109-049H

Resin finger guards

page: p. 520

Model no.: 109-1002G

Resin filter kits

page: p. 521

Model no.: 109-1002F13 (13PPI), 109-1002F20 (20PPI),
109-1002F30 (30PPI), 109-1002F40 (40PPI)