

# YM Series 4 Tumbler Miniature Switchlocks

## Features/Benefits

- Snap-together assembly allows for pre-wiring of switch
- Wire lead terminations available
- 4 Tumbler lock with positive detent

## Typical Applications

- Cable TV connectors
- Automotive accessories
- Computers



Models Available

## Specifications

CONTACT RATING: Q contact material: 4 AMPS @ 125 V AC or 28 V DC; 2 AMPS @ 250 V AC (UL/CSA). 4 AMPS @ 125 V AC, 2 AMPS @ 250 V AC, T65, class 1 (VDE). See page L-17 for additional ratings.

ELECTRICAL LIFE: 10,000 make-and-break cycles at full load.

CONTACT RESISTANCE: Below 10 m Ω typ. initial @ 2-4 V DC, 100 mA.

INSULATION RESISTANCE: 10<sup>9</sup> Ω min.

DIELECTRIC STRENGTH: 1,000 Vrms min. @ sea level.

INDEXING: 90°:2 positions.

## Materials

LOCK: Zinc alloy with stainless steel facing. 4 tumbler single bitted lock with integral detent mechanism.

KEYS: Two nickel plated brass keys with code number.

SWITCH HOUSING: 6/6 Nylon (UL 94V-2).

CONTACTS & TERMINALS: Q contact material: Copper, silver plated. See page L-17 for additional contact materials.

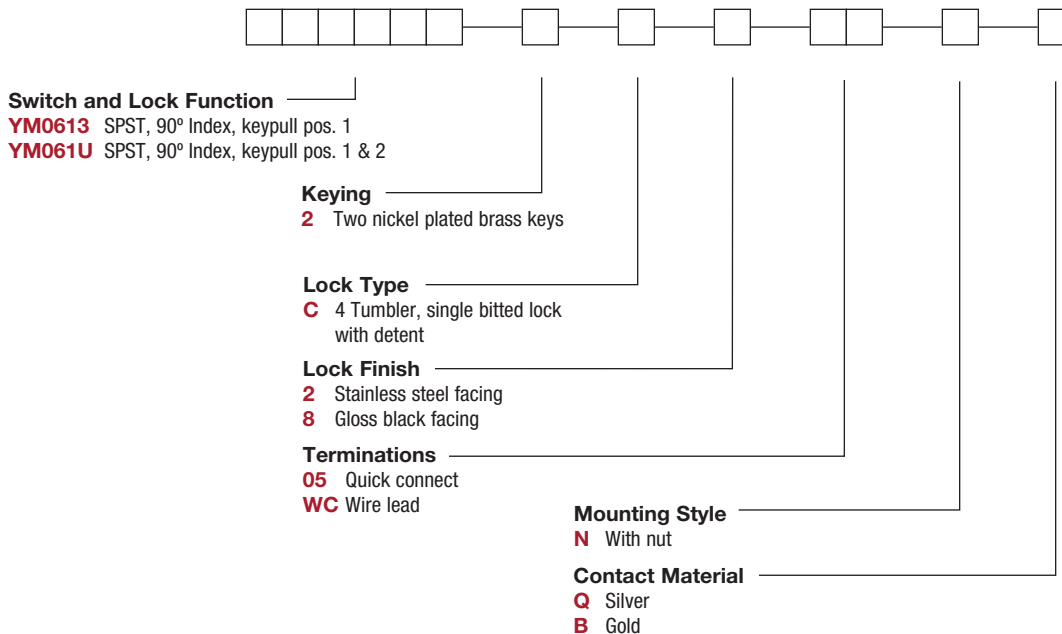
MOUNTING NUT: Brass, bright zinc plated.

**NOTE:** Any models supplied with Q or B contact material are RoHS compliant.

**NOTE:** Specifications and materials listed above are for switchlocks with standard options. For information on specific and custom switchlocks, consult Customer Service Center.

## Build-A-Switch

To order, simply select desired option from each category and place in the appropriate box. Available options are shown and described on pages L-16 and L-17. For additional options not shown in catalog, consult Customer Service Center.



Switchlock



Dimensions are shown: Inch (mm)  
Specifications and dimensions subject to change

# YM Series 4 Tumbler Miniature Switchlocks

## SWITCH AND LOCK FUNCTION

NO. POLES	MODEL NO.	SWITCH FUNCTION		KEY PULL POSITIONS	LOCK CONFIGURATION	INDEXING	SCHEMATIC
		POS. 1	POS. 2				
SP	<b>YM0613</b>	OFF	ON	Position 1		90°	
	<b>YM061U</b>			Positions 1 & 2			
<p>SPST</p> <p>Part number shown: YM0613C205NQ</p> <p>M12 x 1.25 6g THD. (MOUNTING NUT INCLUDED)</p>							

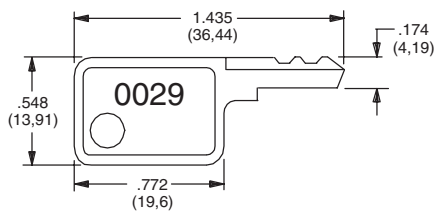
All models with all options when ordered with 'Q' contact material.

### LEGEND

- = Detent Positions (90°)
- = Key pull possible in these positions
- = Stop Positions

## KEYING

**2** TWO NICKEL PLATED BRASS KEYS

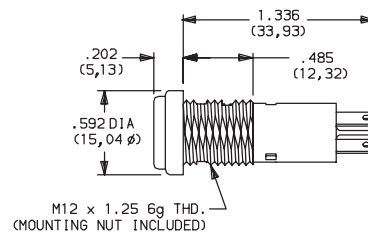


Key part number: 960B10029

**NOTE:** All orders keyed alike with code number on key. For more than one key code, replacement keys, or other special features, consult Customer Service Center.

## LOCK TYPE

**C** 4 TUMBLER SINGLE BITTED LOCK WITH DETENT



## LOCK FINISH

**2** STAINLESS STEEL FACING

**8** GLOSS BLACK FACING

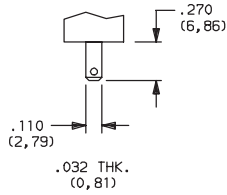


Third Angle Projection  
Dimensions are shown: Inch (mm)  
Specifications and dimensions subject to change

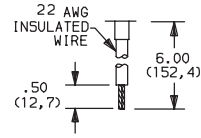
# YM Series 4 Tumbler Miniature Switchlocks

## TERMINATIONS

### 05 QUICK CONNECT



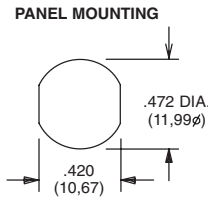
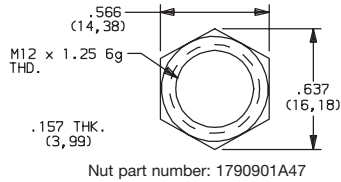
### WC WIRE LEAD



Black wire standard, other colors and lengths available, consult Customer Service Center. UL style 1015.

## MOUNTING STYLE

### N WITH NUT



Panel thickness:  
.300 (7,62) max.

## CONTACT MATERIAL

OPTION CODE	RoHS COMPLIANT*	RoHS COMPATIBLE*	CONTACT AND TERMINAL MATERIAL	RATING	
<b>Q</b>	YES	YES	SILVER <sup>2</sup>	POWER	4 AMPS @ 125 V AC or 28 V DC; 2 AMPS @ 250 AC V AC (UL/CSA).
<b>B</b>	YES	YES	GOLD <sup>1</sup>	LOW LEVEL/DRY CIRCUIT	0.4 VA MAX. @ 20 V AC or DC MAX.

\* Note: See Technical Data section of this catalog for RoHS compliant and compatible definitions and specifications.

<sup>1</sup> CONTACTS & TERMINALS: Copper, with gold plate over nickel plate.

<sup>2</sup> CONTACTS & TERMINALS: Copper, silver plated (standard with all termination options).

All models with all options when ordered with 'Q' contact material.

## AVAILABLE HARDWARE



Key Code: 0029

PART NO. (ONE KEY)

**960B10029**

Material: Brass  
Finish: Nickel plate



Third Angle Projection

Dimensions are shown: Inch (mm)  
Specifications and dimensions subject to change



Switchlock