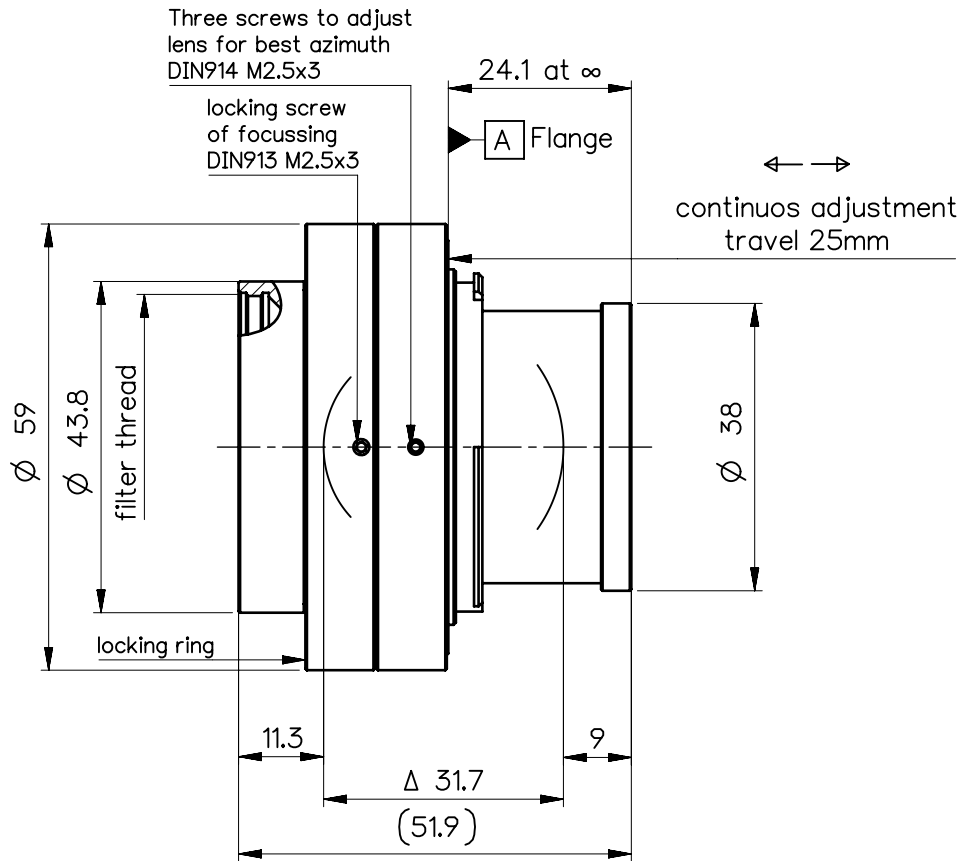


order number	lens name	f-stop
0703-089-000-24	Rodagon-F 2.8/50	2.8
0703-089-000-25	Rodagon-F 4/50	4
0703-089-000-26	Rodagon-F 5.6/50	5.6

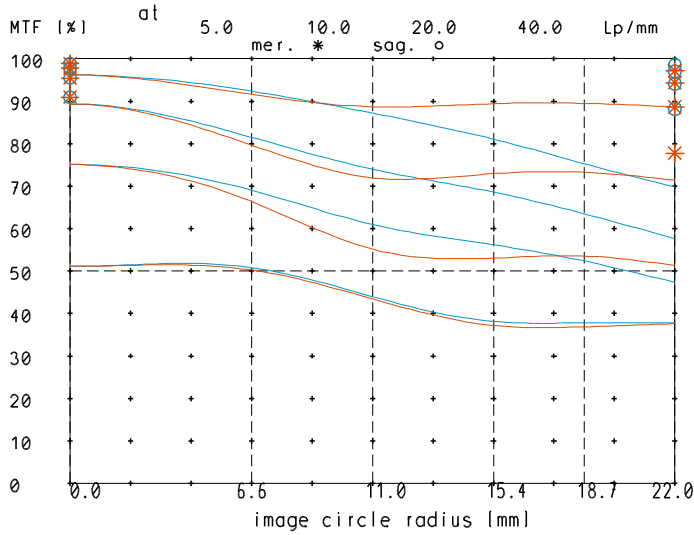


<b>Specification</b>		ON	7509-9001						
image circle max. (mm)	46	working distance (mm)	124 - ∞						
focal length f' (mm) *)	50.2	interface	F-mount						
magnification β' [range]	-0.1 [-0.5 ... 0]	filter thread	M40.5 x0.5						
spectral range λ (nm)	400 - 750	weight (g)	165						
<p>schematic diagram *) in air</p>		design includes CCD cover glass:	no						
		SF (mm)	-34.5	f-stop	2.8	∅ EnP	17.4	∅ Exp	18.1
		S'F' (mm) *)	31.43						
		HH' (mm) *)	-2.8						
		SH (mm)	15.7						
		S'H' (mm) *)	-18.8						
		SEnP (mm)	13.8						
		S'Exp (mm) *)	-20.8						

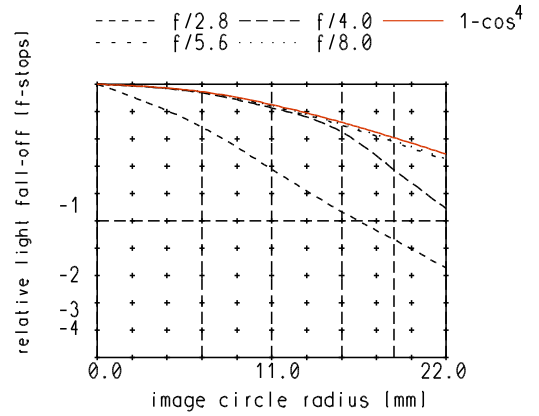
<b>NX</b> PROTECTIVE NOTE "DIN ISO 16016" TO BE OBSERVED	EU-D		AL-T1A		US-D		US-ML		not export controlled			
	REV	ECC	DATE	APPROVED	GENERAL TOLERANCE OF DIMENSION, FORM, POS.		SURF. TREATMT		PDM Status Freigabe			
	a	Neuausg							-			
	b	14-0184	13.11.14	Schiff e					MATERIAL			
BASIC TOLERANCING PRINCIPLE							TITLE					
							Rodagon-F 50					
							FIRST		DATE		NAME	
							ISSUE		05.08.08		Labarte	
							CHKD		05.08.08		Schaeffler	
							DRAWING NO.		0703-089-100-00-0001b			
							REPLACES					
<b>DIN A 4</b> ALL DIMENSIONS ARE IN MM AND INCLUDE SURFACE TREATMENT											SHEET 1 OF 1	

# Rodagon\_2.8/50

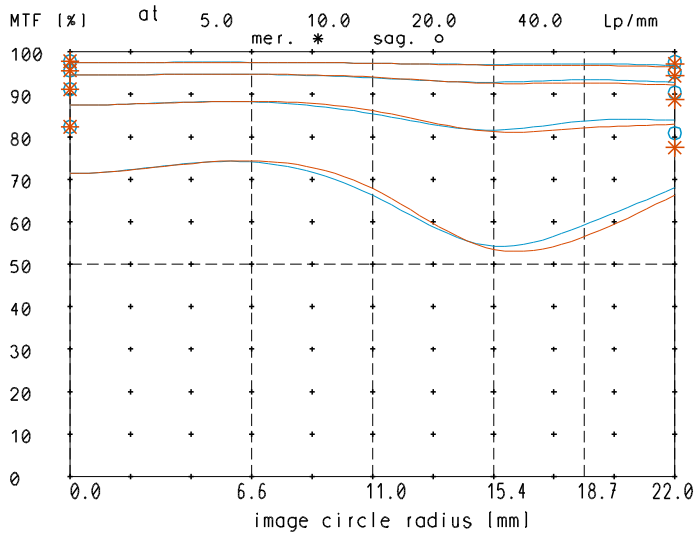
MTF at ratio 0.1x f/ 2.8



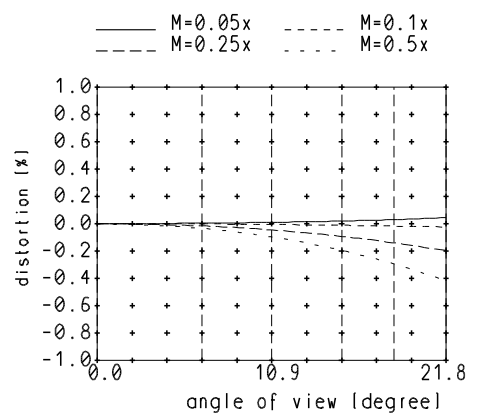
relative light fall-off at ratio 0.1x



MTF at ratio 0.1x f/ 5.6

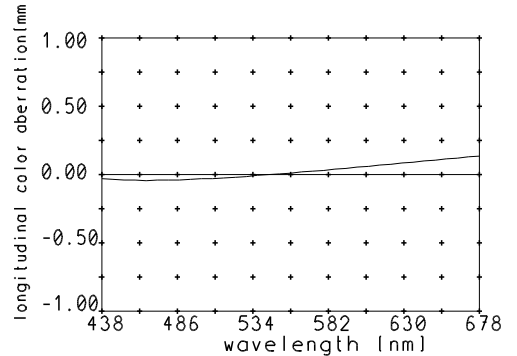


Distortion at ratio 0.05x to 0.5x



— sagittal. o Diffraction limited value  
 — meridional \* Diffraction limited value

Longitudinal color aberration at ratio 0.1x



Named frequencies (line pairs/mm) in modular transfer function (MTF) as well as diagrams of relative light fall-off, distortion and longitudinal color aberration refer to film plane.