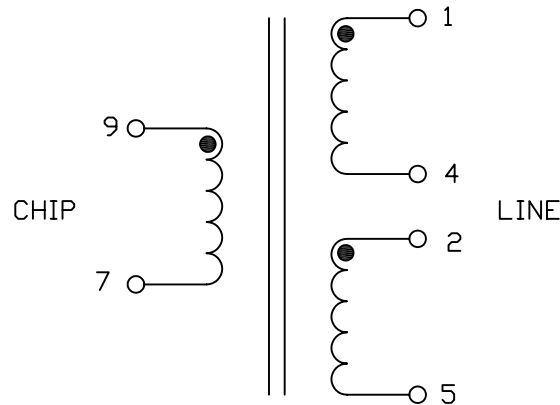


THE INFORMATION CONTAINED HEREIN IS CONSIDERED "PROPRIETARY" TO BEL FUSE INC. AND SHALL NOT BE COPIED, REPRODUCED OR DISCLOSED WITHOUT THE WRITTEN APPROVAL OF BEL FUSE INC.

ELECTRICAL CHARACTERISTICS (@25°C)



SCHEMATIC



NOMINAL TURNS RATIO:  
(9-7) : (1-5) 1 : 5.4  
CONNECT 2 TO 4

DC RESISTANCE:  
(1-4) 1.9 Ω MAX  
(2-5) 1.9 Ω MAX  
(9-7) 0.35 MAX

INDUCTANCE @ 10 kHz, 0.1 Vrms:  
(1-5) @ 0 mA DC and 100 mA DC 3 mH ±6%  
CONNECT 2 TO 4

LEAKAGE INDUCTANCE:  
(1-5) 15 μH MAX  
CONNECT 2 TO 4  
SHORT 7 & 9

MINIMUM DIELECTRIC RATING:  
BETWEEN (1-5) & (9-7) 1500 Vrms  
CONNECT 2 TO 4  
BETWEEN (1-4) & (2-5) FOR 1 MINUTE 600 Vrms

THIRD HARMONIC DISTORTION:  
-79 dB MAX (DIFFERENCE IN dB BETWEEN THIRD HARMONIC  
AT 15kHz AND FUNDAMENTAL 5kHz)  
APPROXIMATE 10.5 Vrms @ 5kHz AT ANALOG GENERATOR  
WITH R<sub>s</sub> = 135 Ω AND R<sub>LOAD</sub> = 4.6 Ω AT CHIP SIDE (9-7)

INSERTION LOSS 0.7 dB MAX @ 100kHz  
FREQUENCY RESPONSE ±0.3dB MAX  
40kHz-300 kHz, 100kHz REFERENCE  
LONGITUDINAL BALANCE: -55 dB MAX  
20kHz TO 300kHz PER ITU METHOD (L->M)  
OPERATING TEMPERATURE RANGE: -40°C TO +85°C

DESIGNED TO COMPLY WITH THE FOLLOWING REQUIREMENTS AS DEFINED BY IEC60950, EN60950, UL60950/CSA60950 AND AS/NZS60950:  
- SUPPLEMENTARY INSULATION FOR A PRIMARY CIRCUIT AT A WORKING VOLTAGE OF 250Vrms.

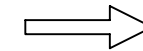
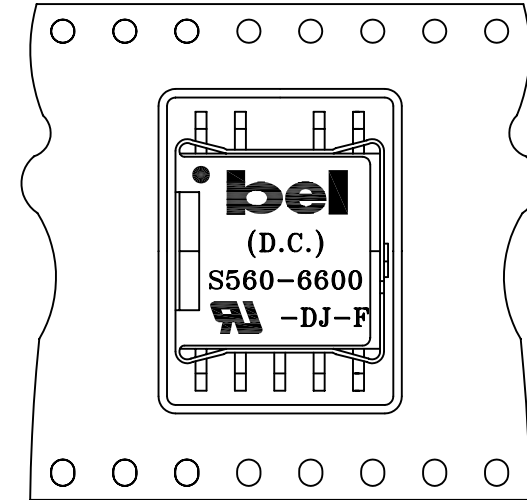
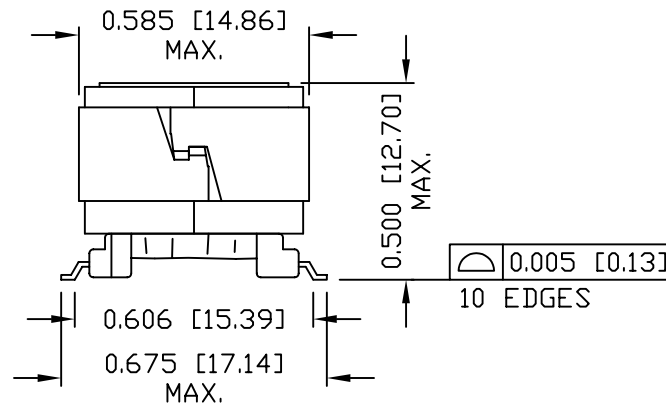
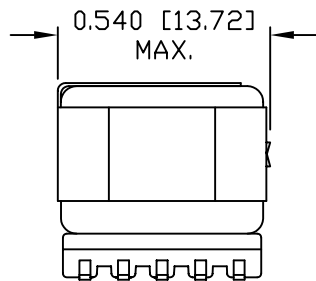
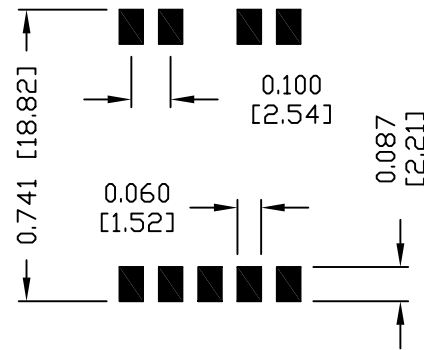
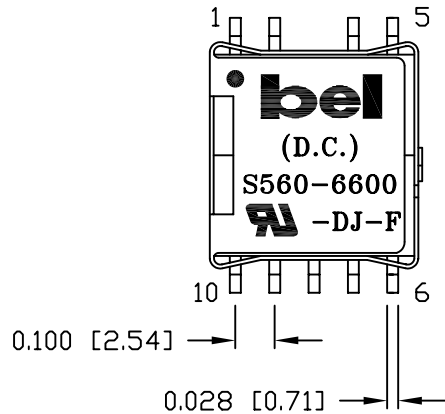
DESIGNED TO COMPLY WITH LIGHTNING SURGE AND AC POWER FAULT REQUIREMENTS OF GR1089  
SAFETY AGENCY APPROVAL UL E169987

ORIGINATED BY KOT	DATE 11-10-05	TITLE ELECTRICAL SPECIFICATIONS	PART NO. / DRAWING NO. S5606600DJ-F		STANDARD DIM. TOL. IN INCH		[ ] METRIC DIM. AS REFERENCE		bel COMPONENTS FOR A CONNECTED PLANET
			FILE NAME S5606600DJFB.DWG		.X		UNIT : INCH [mm]	REV. : B	
DRAWN BY ZHENG	DATE 11-10-05				.XX		SCALE : N/A	SIZE : A4	
					.XXX			PAGE : 2	

THE INFORMATION CONTAINED HEREIN IS CONSIDERED "PROPRIETARY" TO BEL FUSE INC. AND SHALL NOT BE COPIED, REPRODUCED OR DISCLOSED WITHOUT THE WRITTEN APPROVAL OF BEL FUSE INC.



SUGGESTED PAD LAYOUT



USER FEED DIRECTION

ORIENTATION OF COMPONENT INSIDE POCKET

NOTES:

- STANDARD MARKING REFER TO DDC. HAND-WORK-04.
- PACKAGE CODE: "WCS003".

TAPE WIDTH	32MM
POCKET PITCH	20MM
QUANTITY OF COMPONENTS PER REEL	200
PLASTIC REEL OUTER DIAMETER	13 INCHES
PLASTIC REEL HUB DIAMETER	4 INCHES
COMPLY WITH EIA 481-2-A	

ORIGINATED BY MAN CHAN	DATE 11-10-05	TITLE MECHANICAL SPECIFICATIONS	PART NO. / DRAWING NO. S5606600DJ-F	STANDARD DIM. TOL. IN INCH	[ ] METRIC DIM. AS REFERENCE		 COMPONENTS FOR A CONNECTED PLANET
DRAWN BY ZHENG	DATE 11-10-05		FILE NAME S5606600DJFB.DWG	.X	UNIT : INCH [mm]	REV. : B	
				.XX ±0.01	SCALE : N/A	SIZE : A4	
				.XXX ±0.005		PAGE : 3	