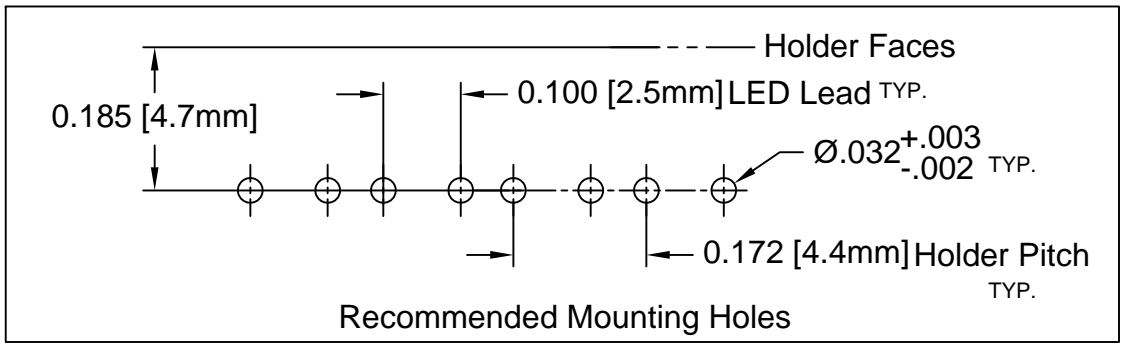
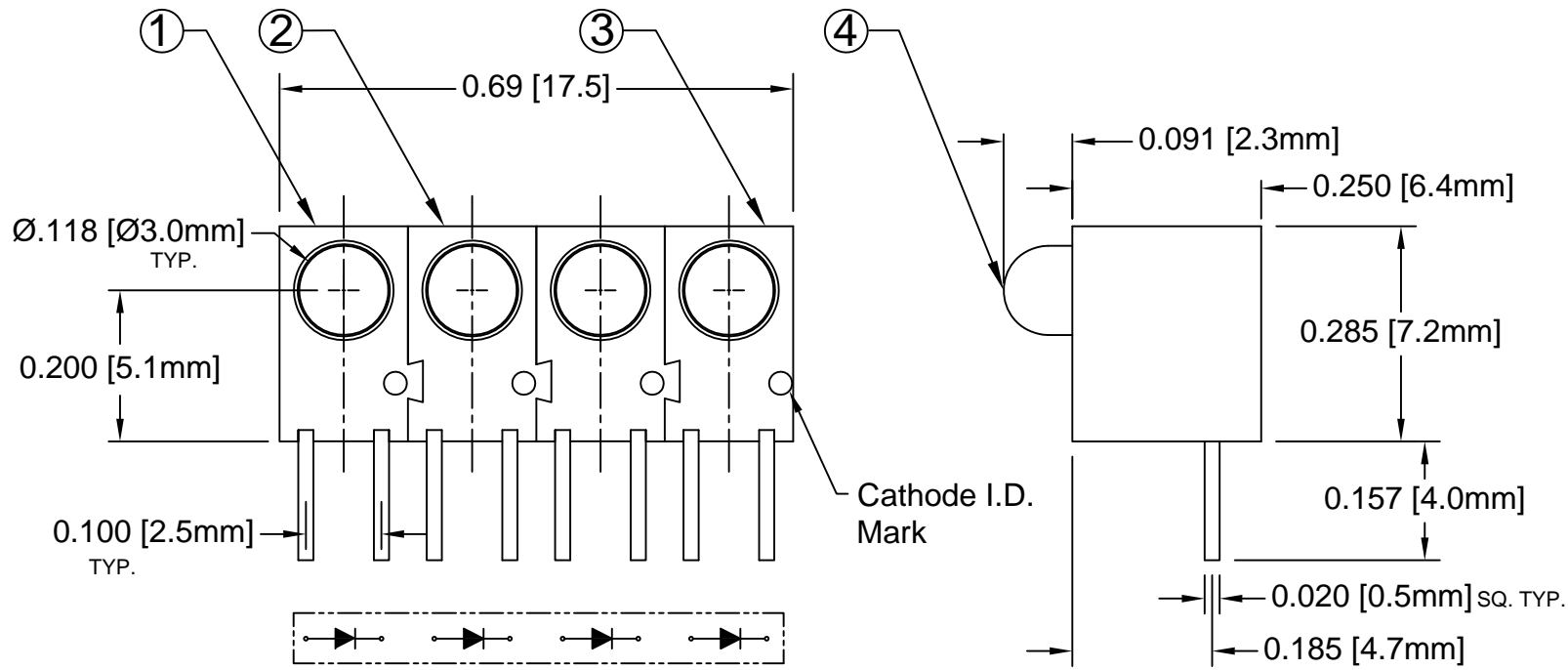


ITEM	Q'TY	PART NUMBER	PART DESCRIPTION
1	1	H-102C	T-1 (3mm) LED Holder, 90° Mount, Interlocking Left End
2	2	H-100C	T-1 (3mm) LED Holder, 90° Mount, Interlocking Center
3	1	H-103C	T-1 (3mm) LED Holder, 90° Mount, Interlocking Right End
4	4	3XX-S	T-1 (3mm) N-Flange Shouldered LED, See Page 2

REV.	DESCRIPTION	DATE	APPROVED
A	Engineering Update w/o Changes	03/05/04	M. C.
B	LED Package Change to 3XX-S LEDs	12/14/07	M. C.
C	Engineering Update w/o Changes	06/20/16	J. C.





### ABSOLUTE MAXIMUM RATINGS (Ta=25° C)

REVERSE VOLTAGE	5V
REVERSE CURRENT	100uA
OPERATING TEMPERATURE RANGE	-25° C - 85° C
STORAGE TEMPERATURE	-30° C - 100° C
LEAD SOLDERING TEMPERATURE(1/16" FROM BODY)	260° C FOR 5 SECONDS

STANDARD TOLERANCE (UNLESS OTHERWISE SPECIFIED)		 4 THOMAS, IRVINE, CA. 92618 TEL: (949) 951-8808 FAX: (949) 951-3974
DECIMALS	ANGULAR	
.X ± .1	X° ± 1°	
.XX ± .02		<b>TITLE:</b> T-1 (3MM) 90° SINGLE LEVEL QUAD-STATION ARRAY
.XXX ± .010		
DESIGNED: <b>T. Yin</b>	DATE: <b>03/05/04</b>	<b>PART NO:</b> H104CXX <b>REVISION:</b> C
CHECKED: <b>D. Green</b>	DATE: <b>03/05/04</b>	
		<b>CAGE CODE :</b> 32559 <b>SHEET #</b> 1 <b>OF</b> 2 CAD GENERATED DOCUMENT. DO NOT MEASURE DRAWING.

REV.	DESCRIPTION	DATE	APPROVED
	SEE SHEET #1		

LED Assy. No.	Peak Wave Length $\lambda_p$ (nm)	Emitted Color	Lens Appearance	Electro-Optical Data				Viewing Angle $2\theta \frac{1}{2}$ (Deg)	LED P/N
				If (mA)	Vf (V)		Iv (mcd)		
				TYP	TYP	MAX	TYP		
<b>STANDARD</b>				<b>Data @ 20mA</b>					
H104CBWD	430	BLUE	DIFFUSED	20	4.0	4.5	20	45	3BWD-S
H104CGD	565	GREEN	DIFFUSED	20	2.2	2.6	30	45	3GD-S
H104CYD	585	YELLOW	DIFFUSED	20	2.1	2.6	20	45	3YD-S
H104CHD	635	HE RED	DIFFUSED	20	2.0	2.6	30	45	3HD-S
H104CRD	655	RED	DIFFUSED	20	1.7	2.0	6	45	3RD-S
H104CSR	660	SUPER RED	DIFFUSED	20	1.7	2.6	90	45	3SRD-S
<b>LOW CURRENT</b>				<b>Data @ 2mA</b>					
H104CGDL	565	GREEN	DIFFUSED	2	1.9	2.2	6	45	3GDL-S
H104CYDL	585	YELLOW	DIFFUSED	2	1.9	2.2	4	45	3YDL-S
H104CHDL	635	HE RED	DIFFUSED	2	1.8	2.2	6	45	3HDL-S
<b>5 VOLT</b>				<b>Data @ 5V</b>					
H104CGD5V	565	GREEN	DIFFUSED	10	-	5.0	30	45	3GD5V-S
H104CYD5V	585	YELLOW	DIFFUSED	10	-	5.0	20	45	3YD5V-S
H104CHD5V	635	HE RED	DIFFUSED	10	-	5.0	30	45	3HD5V-S

STANDARD TOLERANCE (UNLESS OTHERWISE SPECIFIED) $\pm 10\%$ ALL VALUES    ANGULAR		 <b>BIVAR</b> <sup>®</sup> 4 THOMAS, IRVINE, CA. 92618 TEL: (949) 951-8808    FAX: (949) 951-3974	
			
DESIGNED: <b>T. Yin</b>	DATE: <b>03/05/04</b>	<b>TITLE:</b> T-1 (3MM) 90° SINGLE LEVEL QUAD-STATION ARRAY	
CHECKED: <b>D. Green</b>	DATE: <b>03/05/04</b>	<b>PART NO:</b> H104CXX	<b>REVISION:</b> C
		<b>CAGE CODE :</b> 32559	<b>SHEET # 2 OF 2</b>
CAD GENERATED DOCUMENT. DO NOT MEASURE DRAWING.			