

Features

- Universal Input 90~264VAC 50/60Hz
- Output Voltages: 5-24V DC
- IEC/UL/EN 60950-1
- Meets the latest Safety Standards and Approvals
- Single Output to 30W
- High Efficiency
- 100% Full load burn-in Test
- Low Ripple & Noise
- Class II
- Protection: Overload/Over voltage/Short circuit
- Dimensions: 58 x 35 x 90mm
- Weight: 120g



The 30W Series is a cost-effective, energy efficient DIN-rail mount AC-DC converter. The products offers cULus, LVD 60950-1 & EMC EN 55032 compliant products. These AC-DC converters come in at 120g meaning they are light and compact. They are ideal for applications such as Industrial automation, control equipment and electronic systems as well as many other applications.

Models

Model Number	Output Voltage	Output Current	Output Power
56YSD30S-0503000	5V DC	3A	15W
56YSD30S-1202500	12V DC	2.5A	30W
56YSD30S-1502000	15V DC	2A	30W
56YSD30S-2401250	24V DC	1.25A	30W

General Specification

Type	DIN Rail Power Supply
AC or DC Input Voltage	AC
AC or DC Output Voltage	DC
Number of Outputs	1
Mounting Style	Din Rail Mount
Connection Type	Screw Terminal Type
Overload Protection	>130%-200% rated output power (Hiccup mode, recovers automatically after fault condition is removed)
Over Current Protection	110% - 180%
Short Circuit Protection	Protection to Zero Voltage
Over Voltage Protection	110~145% (Protection Type: Clamp by zener diode)

Mechanical Specifications

Housing Material	Fully Enclosed Plastic Case
Overall Dimensions	58mm x 35mm x 90mm
Overall Length	90mm
Overall Depth	58mm
Overall Width	35mm
Weight	120g

Input Specifications

Input Electrical Phase	Single
Line Frequency	47-63Hz
Inrush Current	25 Amps max. at 115VAC/60Hz,full load & 45Amps max. at 240VAC/50Hz,full load
AC Current	0.88A/115VAC 0.48A/230VAC
Efficiency Type	82~89% Depending on Model
Leakage Current	<0.25mA/240VAC

Output Specifications

Output Voltage Adjustment	+/- 10% Depending on Model
Ripple and Noise	80~150 mV Depending on Model
Line Regulation	± 1%
Load Regulation	± 1%
Isolation Resistance	I/P-O/P:100M Ohms / 500VDC / 25 / 70% RH
Setup, Rise, Hold Up time	500mS/50mS/12mS(115V/60HZ MAX ROAD), 500mS/50mS/30mS(230V/50HZ MAX ROAD)
MTBF	200000 h

Operational Environment

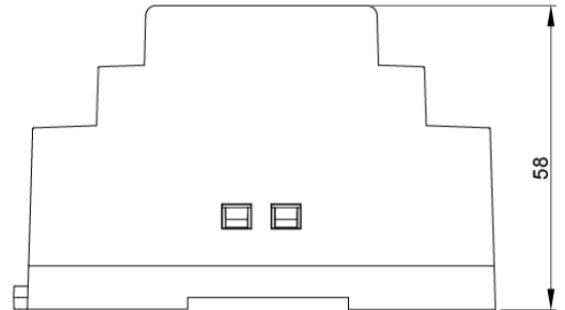
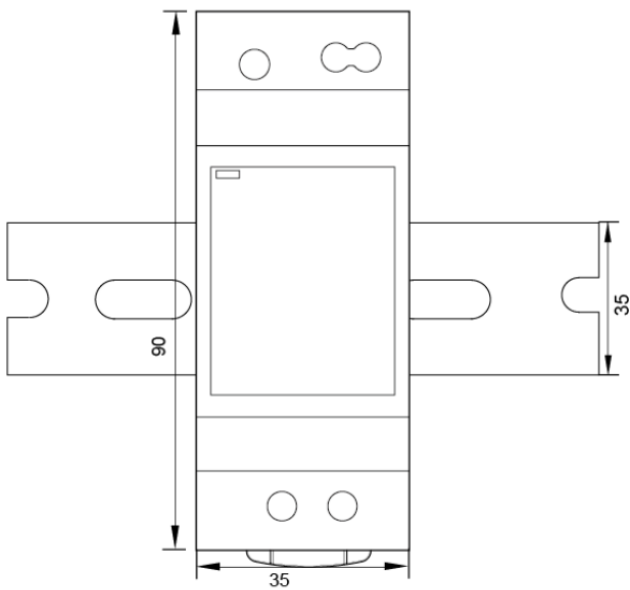
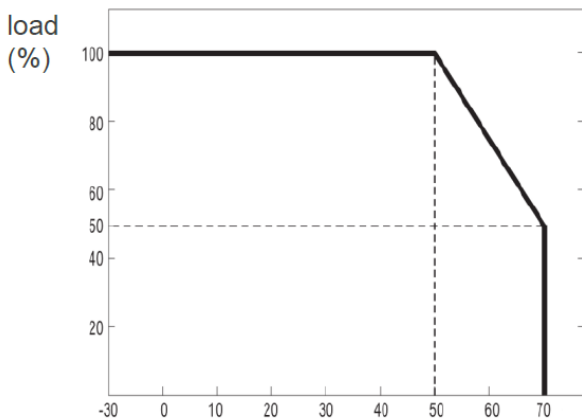
Operating Humidity	20% ~ 90% RH non-condensing
Operating Temperature Range	-20°C to 50°C,Full load, Normal operation.
Storage Temperature Range	-40°C to 80°C
Storage Humidity	10% ~ 95% RH
Cooling	Cooling

Protection Category

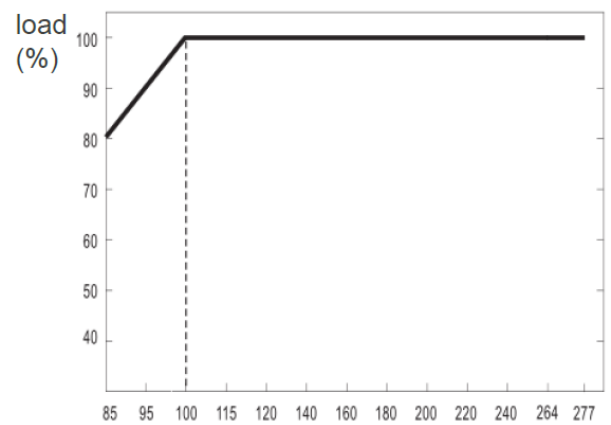
IP Rating	IP20
------------------	------

Approvals

Safety Standard	UL60950-1, UL508, , BSMI CNS14336-1,TUV EN61558-2-16 IEC60950-1, EAC TPTC 004,TUV EN60950-1
EMC Emissions	EN55032(CISPR32), CNS13438 Class B ,EN61000-3-2 ClassA ,EN61000-3-3,EN61000-4-2,3,4,5,6,8,11, EN55024, EN55035, EN61000-6-2, EN61204-3

Mechanical Drawing
■ Dimensions and Installation:

■ Deduction curve and temperature:


Environment
temperature(°C)

■ Minus output and input voltage curves:


Input voltage(VAC)

Ideal Power Limited

14 Larks Way, Tree Beech Enterprise Park, Gunn, Barnstaple, Devon, EX32 7NZ.

www.idealpower.co.uk | +44 (0) 845 260 3400