


# KSD985/986

KSD985/986

## Low Frequency Power Amplifier

- Low Speed Switching Industrial Use



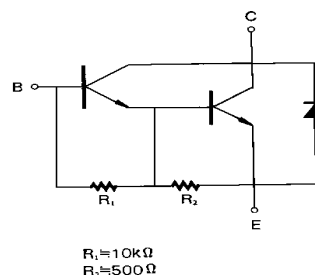
TO-126  
1. Emitter 2. Collector 3. Base

## NPN Epitaxial Silicon Darlington Transistor

### Absolute Maximum Ratings $T_C=25^\circ\text{C}$ unless otherwise noted

Symbol	Parameter	Value	Units
$V_{CBO}$	Collector-Base Voltage	150	V
$V_{CEO}$	Collector-Emitter Voltage	: KSD985 : KSD986	60 80 V V
$V_{EBO}$	Emitter-Base Voltage	8.0	V
$I_C$	Collector Current (DC)	1.5	A
$I_{CP}$	*Collector Current (Pulse)	3.0	A
$I_B$	Base Current	0.15	A
$P_C$	Collector Dissipation ( $T_a=25^\circ\text{C}$ )	1.0	W
$P_C$	Collector Dissipation ( $T_C=25^\circ\text{C}$ )	10	W
$T_J$	Junction Temperature	150	$^\circ\text{C}$
$T_{STG}$	Storage Temperature	- 55 ~ 150	$^\circ\text{C}$

\*  $PW \leq 300\mu\text{s}$ , Duty Cycle 10%



### Electrical Characteristics $T_C=25^\circ\text{C}$ unless otherwise noted

Symbol	Parameter	Test Condition	Min.	Typ.	Max.	Units
$I_{CBO}$	Collector Cut-off Current	$V_{CB} = 60\text{V}, I_E = 0$			10	$\mu\text{A}$
$I_{CER}$	Collector Cut-off Current	$V_{CE} = 60\text{V}, R_{BE} = 51\Omega$ @ $T_C = 125^\circ\text{C}$			1.0	mA
$I_{CEX1}$ $I_{CEX2}$	Collector Cut-off Current	$V_{CE} = 60\text{V}, V_{BE}(\text{off}) = -1.5\text{A}$ $V_{CE} = 60\text{V}, V_{BE}(\text{off}) = -1.5\text{A}$ @ $T_C = 125^\circ\text{C}$			10 1.0	$\mu\text{A}$ mA
$I_{EBO}$	Emitter Cut-off Current	$V_{EB} = 5\text{V}, I_C = 0$			1.0	mA
$h_{FE1}$ $h_{FE2}$	*DC Current Gain	$V_{CE} = 2\text{V}, I_C = 0.5\text{A}$ $V_{CE} = 2\text{V}, I_C = 1\text{A}$	1000 2000		30000	
$V_{CE}(\text{sat})$	*Collector-Emitter Saturation Voltage	$I_C = 1\text{A}, I_B = 1\text{mA}$			1.5	V
$V_{BE}(\text{sat})$	*Base-Emitter Saturation Voltage	$I_C = 1\text{A}, I_B = 1\text{mA}$			2.0	V
$t_{ON}$	Turn ON Time	$V_{CC} = 50\text{V}, I_C = 1\text{A}$		0.5		$\mu\text{s}$
$t_{STG}$	Storage Time	$I_{B1} = -I_{B2} = 1\text{mA}$		1.0		$\mu\text{s}$
$t_F$	Fall Time	$R_L = 50\Omega$		1.0		$\mu\text{s}$

\* Pulse Test:  $PW \leq 350\mu\text{s}$ , Duty Cycle  $\leq 2\%$

### $h_{FE}$ Classification

Classification	R	O	Y
$h_{FE2}$	2000 ~ 5000	4000 ~ 10000	8000 ~ 30000

# Typical Characteristics

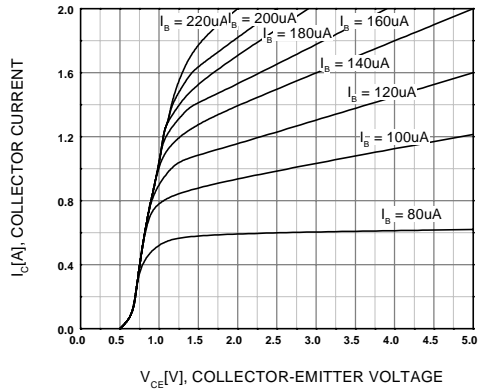


Figure 1. Static Characteristic

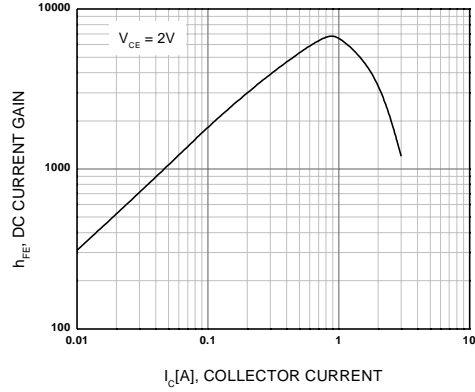


Figure 2. DC current Gain

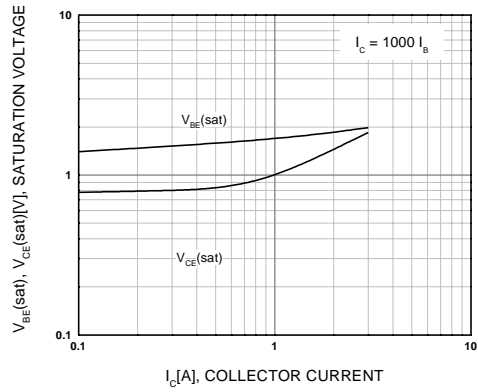


Figure 3. Base-Emitter Saturation Voltage  
Collector-Emitter Saturation Voltage

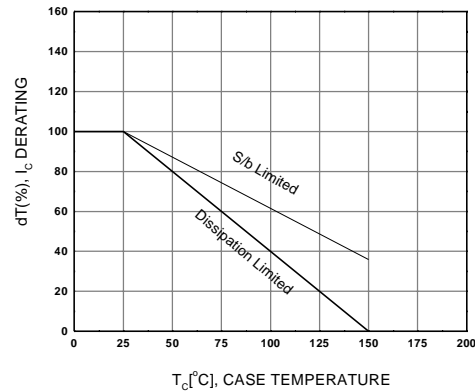


Figure 4. Derating Curve Of Safe Operating Areas

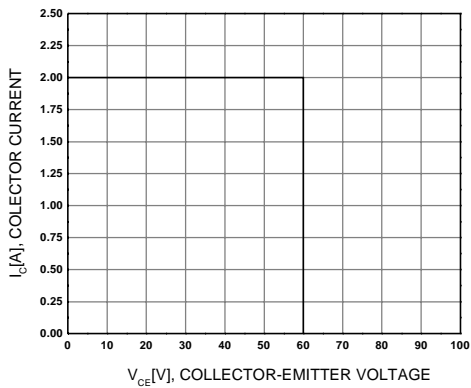


Figure 5. Reverse Bias Safe Operating Areas

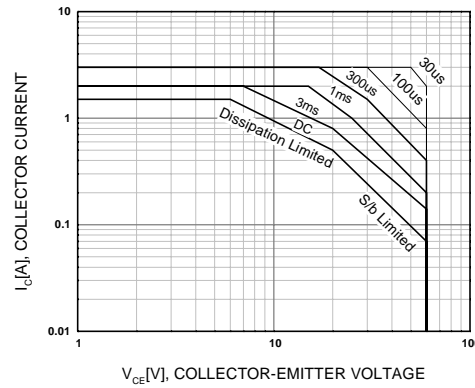


Figure 6. Safe Operating Area

## Typical Characteristics (Continued)

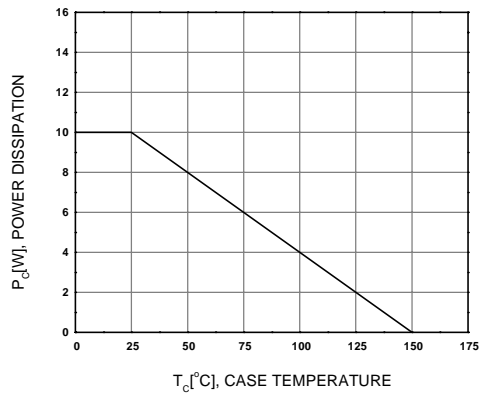


Figure 7. Power Derating



## TRADEMARKS

The following are registered and unregistered trademarks Fairchild Semiconductor owns or is authorized to use and is not intended to be an exhaustive list of all such trademarks.

ACEx™	HiSeC™	SuperSOT™-8
Bottomless™	ISOPLANAR™	SyncFET™
CoolFET™	MICROWIRE™	TinyLogic™
CROSSVOLT™	POP™	UHC™
E <sup>2</sup> CMOS™	PowerTrench®	VCX™
FACT™	QFET™	
FACT Quiet Series™	QS™	
FAST®	Quiet Series™	
FASTr™	SuperSOT™-3	
GTO™	SuperSOT™-6	

## DISCLAIMER

FAIRCHILD SEMICONDUCTOR RESERVES THE RIGHT TO MAKE CHANGES WITHOUT FURTHER NOTICE TO ANY PRODUCTS HEREIN TO IMPROVE RELIABILITY, FUNCTION OR DESIGN. FAIRCHILD DOES NOT ASSUME ANY LIABILITY ARISING OUT OF THE APPLICATION OR USE OF ANY PRODUCT OR CIRCUIT DESCRIBED HEREIN; NEITHER DOES IT CONVEY ANY LICENSE UNDER ITS PATENT RIGHTS, NOR THE RIGHTS OF OTHERS.

## LIFE SUPPORT POLICY

FAIRCHILD'S PRODUCTS ARE NOT AUTHORIZED FOR USE AS CRITICAL COMPONENTS IN LIFE SUPPORT DEVICES OR SYSTEMS WITHOUT THE EXPRESS WRITTEN APPROVAL OF FAIRCHILD SEMICONDUCTOR INTERNATIONAL.

As used herein:

1. Life support devices or systems are devices or systems which, (a) are intended for surgical implant into the body, or (b) support or sustain life, or (c) whose failure to perform when properly used in accordance with instructions for use provided in the labeling, can be reasonably expected to result in significant injury to the user.
2. A critical component is any component of a life support device or system whose failure to perform can be reasonably expected to cause the failure of the life support device or system, or to affect its safety or effectiveness.

## PRODUCT STATUS DEFINITIONS

### Definition of Terms

Datasheet Identification	Product Status	Definition
Advance Information	Formative or In Design	This datasheet contains the design specifications for product development. Specifications may change in any manner without notice.
Preliminary	First Production	This datasheet contains preliminary data, and supplementary data will be published at a later date. Fairchild Semiconductor reserves the right to make changes at any time without notice in order to improve design.
No Identification Needed	Full Production	This datasheet contains final specifications. Fairchild Semiconductor reserves the right to make changes at any time without notice in order to improve design.
Obsolete	Not In Production	This datasheet contains specifications on a product that has been discontinued by Fairchild semiconductor. The datasheet is printed for reference information only.

Home >> Find products >>

## KSD986

NPN Epitaxial Silicon Darlington Transistor

### Contents

- [Features](#)
- [Applications](#)
- [Product status/pricing/packaging](#)
- [Order Samples](#)
- [Models](#)
- [Qualification Support](#)

### Features

- Low Speed Switching Industrial Use

[back to top](#)

### Applications

**Low Frequency Power Amplifier**

[back to top](#)

**Product status/pricing/packaging**

**BUY**

**BUY**

### Datasheet

[Download this datasheet](#)



[e-mail this datasheet](#)



### This page

[Print version](#)

### Related Links

[Request samples](#)

[How to order products](#)

[Product Change Notices \(PCNs\)](#)

[Support](#)

[Sales support](#)

[Quality and reliability](#)

[Design center](#)

Product	Product status	Pb-free Status	Pricing*	Package type	Leads	Packing method	Package Marking Convention**
KSD986OS	Full Production	Full Production	\$0.194	<a href="#">TO-126</a>	3	BULK	Line 1: \$Y (Fairchild logo) &3 (3-Digit Date Code) Line 3: D986-O
KSD986YS	Full Production	Full Production	\$0.194	<a href="#">TO-126</a>	3	BULK	Line 1: \$Y (Fairchild logo) &3 (3-Digit Date Code) Line 3: D986-Y
KSD986YSTSSTU	Full Production	Full Production	\$0.194	<a href="#">TO-126</a>	3	RAIL	Line 1: \$Y (Fairchild logo) &3 (3-Digit Date Code)

\* Fairchild 1,000 piece Budgetary Pricing

\*\* A sample button will appear if the part is available through Fairchild's on-line samples program. If there is no sample button, please contact a [Fairchild distributor](#) to obtain samples



Indicates product with Pb-free second-level interconnect. For more information [click here](#).

Package marking information for product KSD986 is available. [Click here for more information](#).

[back to top](#)

### Models

Package & leads	Condition	Temperature range	Software version	Revision date
<b>PSPICE</b>				
TO-126-3	<a href="#">Electrical</a>	-25°C to 125°C	9.2	Jan 8, 2002

[back to top](#)

### Qualification Support

Click on a product for detailed qualification data

Product
<a href="#">KSD986OS</a>
<a href="#">KSD986YS</a>
<a href="#">KSD986YSTSSTU</a>

[back to top](#)

© 2007 Fairchild Semiconductor

