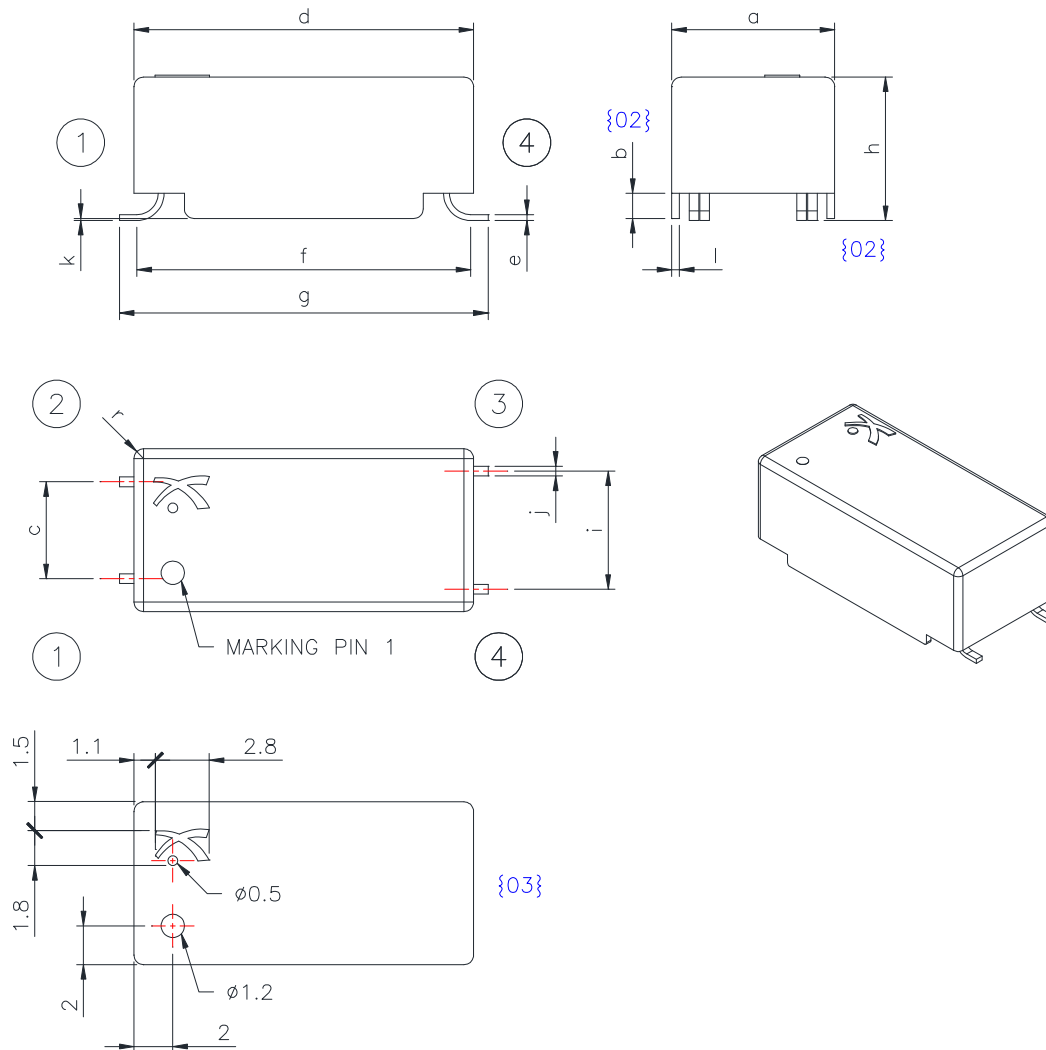


1. MECHANICAL DATA



Dimensions (mm)

*a	: 8.5 ± 0.3	{02}{04}
b	: 1.1 ref.	{02}
*c	: 5.0 ± 0.2	
*d	: 17.9 ± 0.3	{02}{04}
e	: 0.3 ref.	
f	: 17.2 ref.	{02}

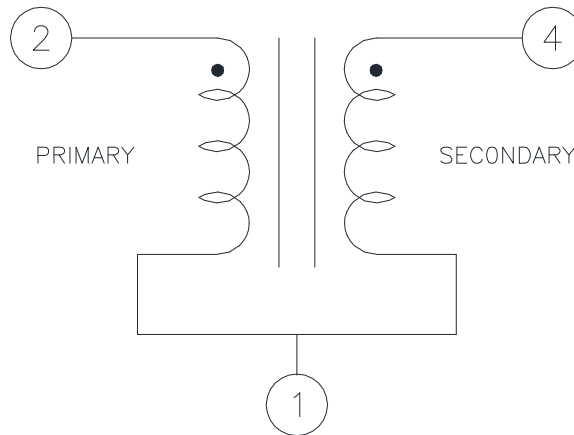
*g	: 19.0 ± 0.3	{06}
h	: 7.9 max.	{01}{02}{04}{07}
*i	: 6.1 ± 0.2	
j	: 0.5 ref.	
*k	: 0.1 +0.20 / -0.10	{07}{08}
l	: 0.4 ref.	
r	: R0.5 ref.	{01}

Remarks

- 1. * : Key dimensions {03}

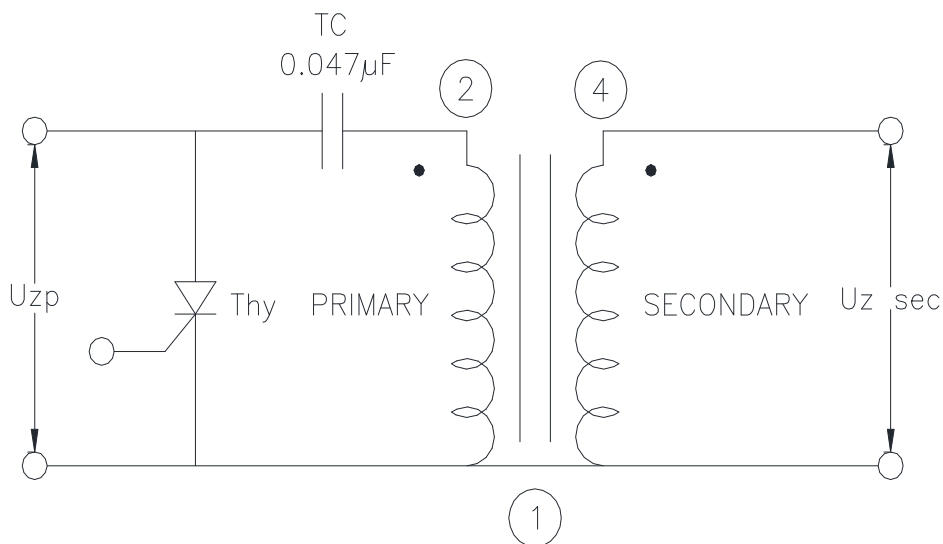
REV	CHANGE	DATE	NAME	DESCRIPTION	NAME	DATE	DEPARTMENT	
09	-5X05X2	17.02.15	MAUNG TT					
08	-1,4&5/08X3	26.12.14	MAUNG TT	DRAWN	MAUNG TT	11.06.2012	ENGINEERING	
07	-1/07X2	25.03.14	MAUNG TT	CHECKED	MAUNG TT	11.06.2012	ENGINEERING	8 TRACTOR ROAD SINGAPORE 627969
06	-1/06X1	16.01.14	MAUNG TT	ZS 1052-S HT(H)				
05	-1/05X1	27.11.13	MAUNG TT					
04	-1/04X3	19.11.13	MAUNG TT					
03	-1/03X2	15.01.13	MAUNG TT					
REV	CHANGE	DATE	NAME					PAGE 1 OF 5


2. WINDING STRUCTURE



Winding	Terminal	Enamelled Wire		Turns
Secondary	4-1	Ø0.05	2 uew	1250 Ts
Primary	2-1	Ø0.18	1 uew	34.5 Ts

3. TESTING CIRCUIT



		NAME	DATE	DEPARTMENT	
	DRAWN	MAUNG TT	11.06.2012	ENGINEERING	
	CHECKED	MAUNG TT	11.06.2012	ENGINEERING	
	DRAWN				
	ZS 1052-S HT(H)				8 TRACTOR ROAD SINGAPORE 627969
					PAGE 2 OF 5

4. ELECTRICAL PERFORMANCE

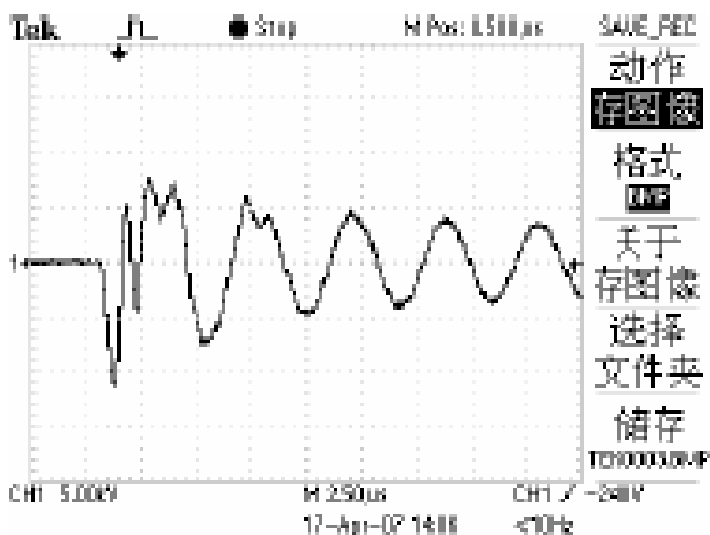
Item	Primary	Secondary
Resistance	325 mohm max.	230 ± 15 ohm
Primary Voltage, Uzp	300 V	---
Primary Capacitance, Cz	0.047 µF	---
Secondary Voltage, Uz (unload)	---	9 KV min.
Polarity of 1 st Peak	---	1 st peak negative
Inductance, 1 KHz	20 ± 5 µH	18 ± 5 mH
Thyristor	CR02AM-8	---
Insulation Resistance DC 500V	Pri to Core: 100 Mohm min.	Sec to Core: 100 Mohm min.


Measuring Conditions:

1. Oscilloscope – Tektronix 3012B
2. Voltage distributor – Tektronix P6015A 1000x3.0pF 100 Mohm
3. Test fixture : Excelitas standard trigger card
4. S.C.R. : 2N5064
5. T.C. : 0.047 µF PPS capacitor

Operating temperature : -40 to +85 °C {05}

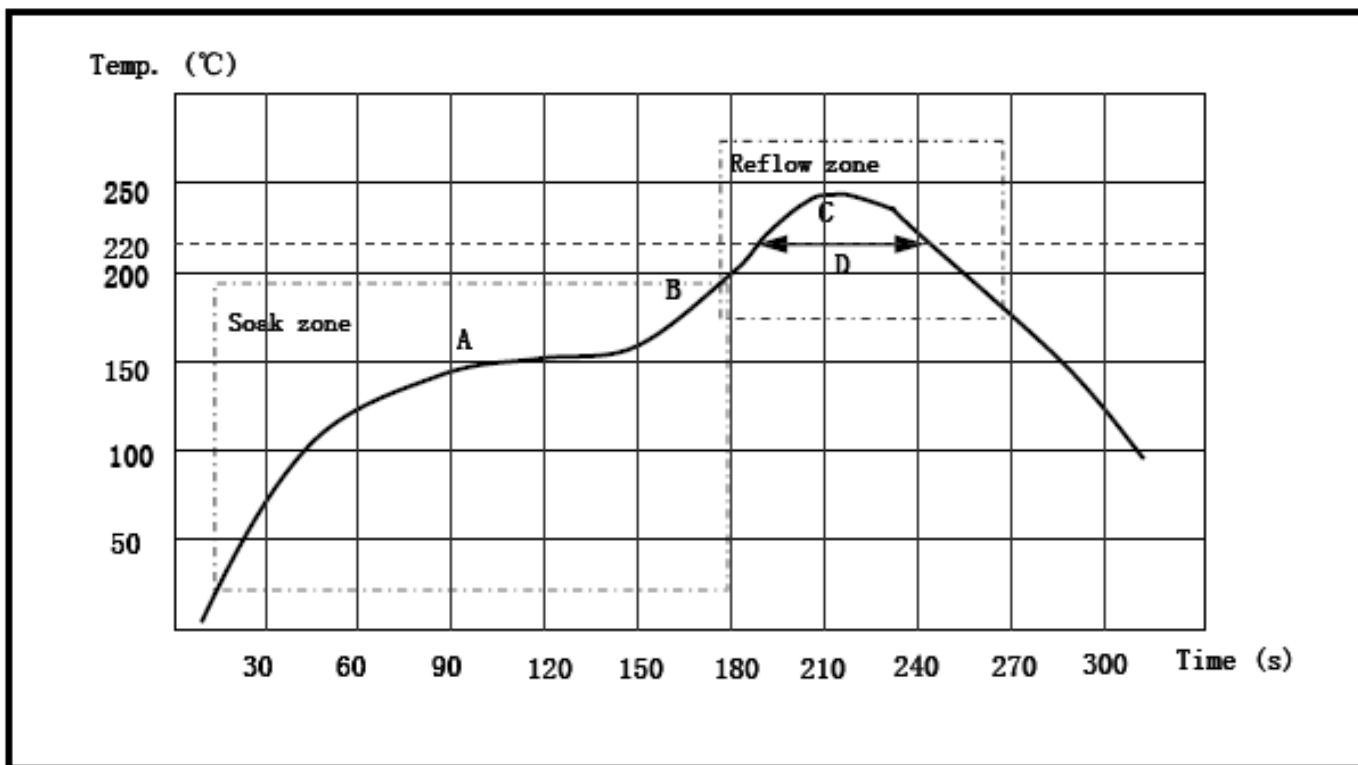
Reference Waveform (Unload)



		NAME	DATE	DEPARTMENT	
	DRAWN	MAUNG TT	11.06.2012	ENGINEERING	
	CHECKED	MAUNG TT	11.06.2012	ENGINEERING	
	DRAWN				
ZS 1052-S HT(H)					8 TRACTOR ROAD SINGAPORE 627969
					PAGE 3 OF 5


{08}

5. RECOMMENDED REFLOW TEMPERATURE



Recommendation

A : Soak start	150-180 °C	C : Peak Temp.	230-250 °C
B : Soak end	180-200 °C	D : Soldering time	30-60 sec
Soak time :	60-120 sec		

		NAME	DATE	DEPARTMENT	
	DRAWN	MAUNG TT	11.06.2012	ENGINEERING	
	CHECKED	MAUNG TT	11.06.2012	ENGINEERING	
	DRAWN				
ZS 1052-S HT(H)					8 TRACTOR ROAD SINGAPORE 627969
					PAGE 4 OF 5

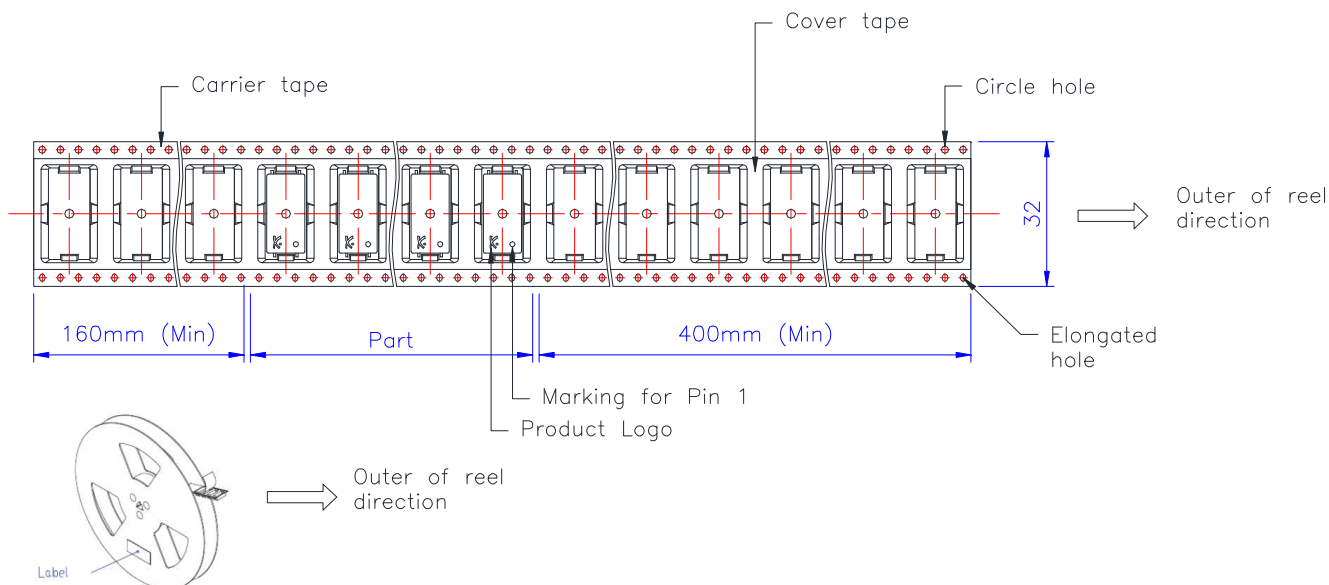
{08}

6. PACKING


Every box of trigger coils shall be labeled for identification and traceability purpose.

- Type : Product name, e.g. ZS 1052-S HT (H)
- Quantity : Quantity of trigger coils packed in reel
- Batch : Calendar week, Year
- QA No. : Number signed at QA Outgoing acceptance
- P/No. : Customer Part Number, if applicable
- Bau No. : Product code for Excelitas
- Date : Date on which the product is accepted by QA for shipment

A "Passed QA" sign is stamped on the label to indicate conformance to specification. This label is for each reel.



Item	Data
Reel	13"
Length of Carry Tape	8.64 m / reel {09}
Quantity Per Reel	500 pcs / reel {09}
Diameter of Reel Axis	100 mm
Carry Tape	PS ESD
Cover Tape	PE

		NAME	DATE	DEPARTMENT	
	DRAWN	MAUNG TT	11.06.2012	ENGINEERING	
	CHECKED	MAUNG TT	11.06.2012	ENGINEERING	
	DRAWN				
ZS 1052-S HT(H)					8 TRACTOR ROAD SINGAPORE 627969
					PAGE 5 OF 5