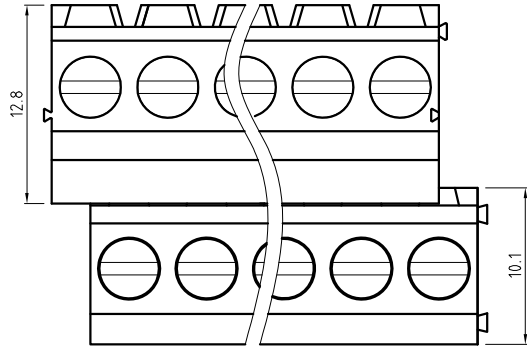
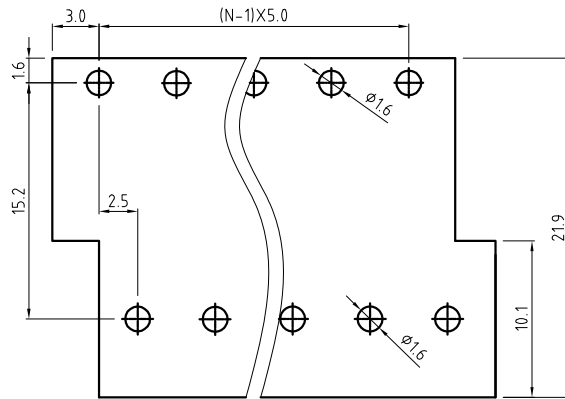


Transfer or duplication of this document as well as the utilisation or communication of its content are not permitted unless express consent is granted. Violations give rise to claims for damages. All rights reserved in case of patent, utility model or design patent registrations.



N=Number of contacts



P.C.B. LAYOUT

Technical Data:

Electrical

- Pitch: 5.0mm
- Voltage rating: 300V
- Current rating: 16 Amps
- Contact resistance: 20mΩ(max)
- Withstanding Voltage: 2500VAC(1min) Test time=60sec/1pcs
- Wire range: 12-30AWG
- Wire strip length: 6-7mm

Mechanical:

- Torque: 4.5kgf.cm/M2.5
- Operating temperature: -40°C to +105°C
- Soldering temperature: 250°C±10°C /5 seconds max
- Safety approval (pending):
- RoHS Compliance

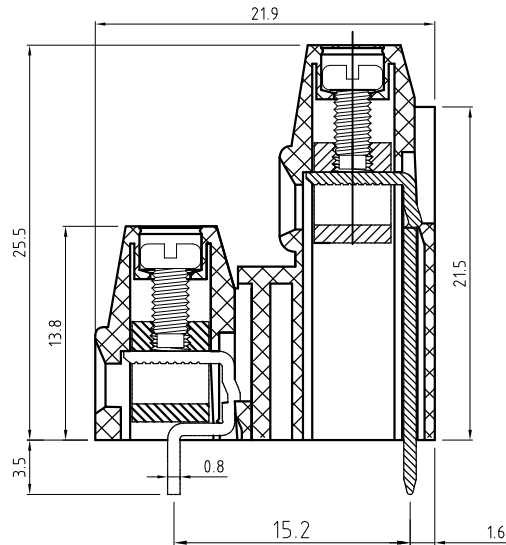
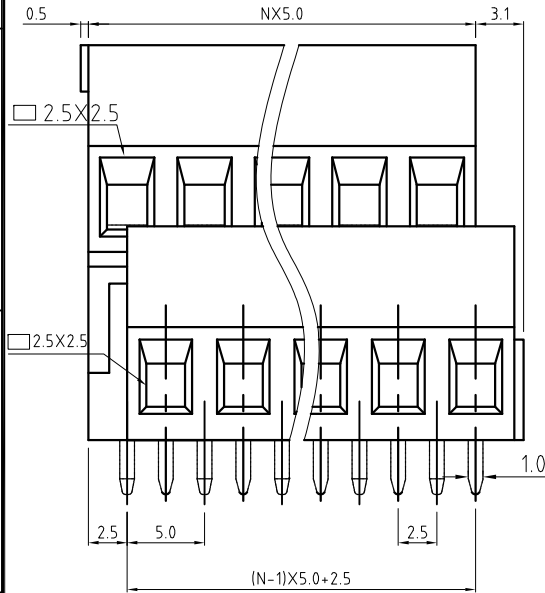
Part No.:

OSTYLXX2150

- No. of Poles
- 02 2 Poles
- 03 3 Poles
-
- 24 24 Poles

- COLOR
- 0: Black
- 2: Red
- 3: Orange
- 4: Yellow
- 5: Green (Standard)
- 6: Blue
- 8: Grey

Nonstandard colors
Mins could apply



5	Screw	Steel / M2.5	Cr3+ plated	2xN
4	Contact	Copper Alloy	Ni plated	2xN
3	Short Terminal	Copper Alloy	Tin plated	1xN
2	Long Terminal	Copper Alloy	Tin plated	1xN
1	Body	PA66 UL94V-0		2
ITEM	NAME OF PART	MATERIAL	NOTES	Q'TY
DWG.	DATE	UNITS:	MM	SHEET: 1 OF 1
CHK.	DATE	SCALE:	NONE 3:1 (:)	REV.: A
APP.	DATE	TITLE:	OSTYL SERIES 5.0MM	
		PART NO.	OSTYLXX2150	
		DWG NO.	OSTYLXX2150.DWG	
REV	△	DESCRIPTION	CHK.	DATE

X.	±0.50
X.X	±0.30
X.XX	±0.10
X°	±1°



ON-SHORE TECHNOLOGY, INC.