

**Manual
Wire Stripper**



**Application Tooling
Specification Sheet**



Order No. 63817-0000

FEATURES

- Stripping cassettes are available for stripping multiple wire sizes in one tool
- Provides the widest stripping capacity of any tool of its type in the industry, which will reduce overall tooling investments and provide production flexibility
- Designed with fine adjustability to ensure that thin insulations can be stripped without damage to conductors
- Built-in wire cutter

DESCRIPTION:

This wire stripper is designed for conduit wire, flex power cable, equipment wire and flat phone cable. Wire range is 10.00 to 0.05 mm² (8 to 34 AWG) in diameter and insulation thickness 1.00mm (.040 in.) maximum

This cutting and stripping tool has easily interchangeable multiple stripping cassettes that enable precision stripping of a wide range of insulations from PVC to PTFE with just one tool. While the tool is self-adjusting, 90% of wires can be stripped without adjusting the tool. Lightweight and ergonomically designed, this tool is qualified for high volume production and portable field usage.

SPECIFICATIONS:

Stripping dimension: 1.00mm (.040") maximum thick insulation

Cables: Power cable, multi-conductor control, fiber optic and copper trunk cables

Cable Types: Conduit wire, flex power cable, equipment wire and flat phone cable

Wire Range: 10.00 to 0.05 mm² (8 to 34 AWG)

Cycle Life: 150,000 + (on handle) cycle life

Mechanical Dimensions:

Length: 123 mm (4.8")

Height: 191 mm (7.5")

Weight: 136 g (4.8oz)

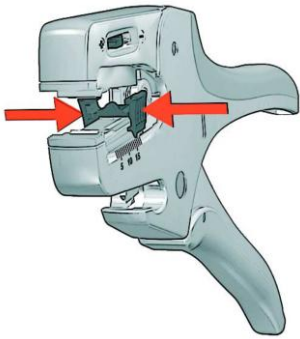
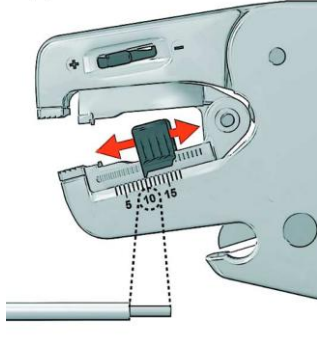
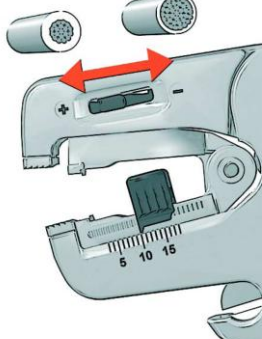
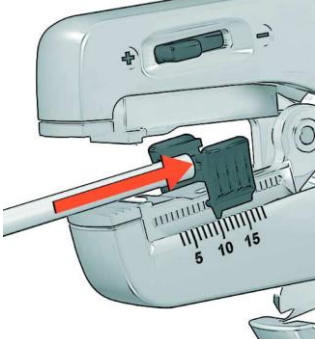
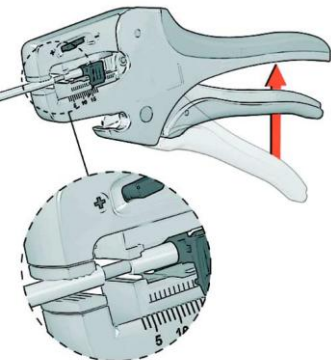
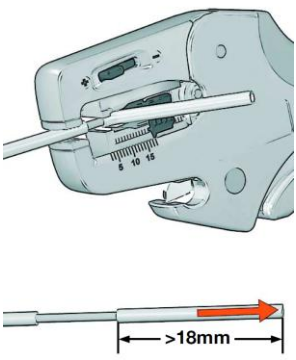
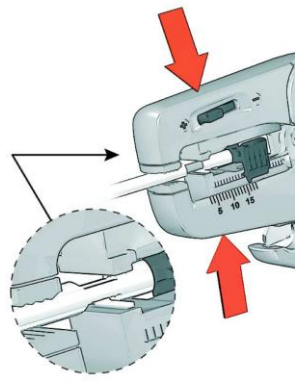
	WARNING
	<p>Do not strip live circuits! Danger of electric shock.</p>
	<p>Wear safety glasses to avoid eye injury</p>

WARNING: Make sure that the cable is Disconnected from any power supply

OPERATION

Follow the steps below for stripping the wire or cable.

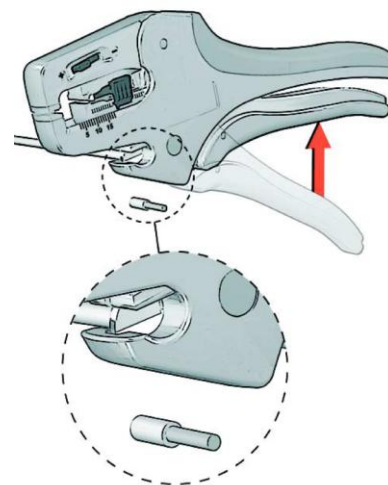
CAUTION: Always keep hands and fingers out of the cutting area!

			
<p>1. Squeeze the sides of the wire stop to adjust the strip length.</p>	<p>2. Position the wire stop to the strip length desired</p>	<p>3. Adjust the stripping blades for the insulation thickness.</p>	<p>4. Place the wire against the wire stop.</p>
			
<p>5. Squeeze the tool handles together to strip the wire.</p>	<p>6. For strip lengths over 18mm, move the wire stop all the way to the back and bend the excess wire outside the tool.</p>	<p>7. Squeeze the tool handles together to strip the wire.</p>	

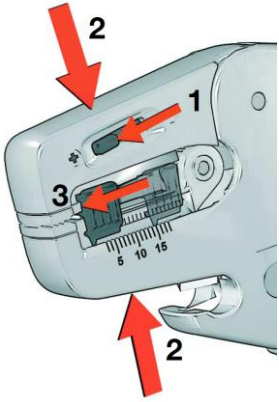
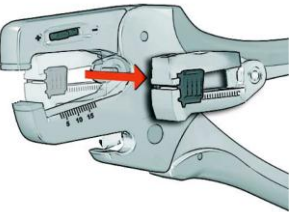
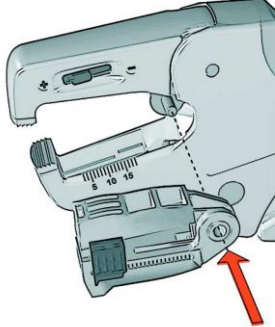
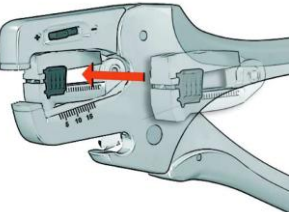
Wire Cutting Function.

1. Place the wire in the opening of the cutter.
2. Squeeze the tool handles together to cut the wire.

WARNING:
For Wire Cutter Only
 Do not use this tool to cut hardened objects.



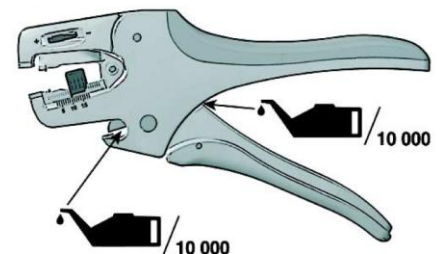
Follow the steps below for changing the stripping cassette.

			
<ol style="list-style-type: none"> 1. Adjust the stripper blade to the + position. 2. Hold the tool shut and slide the wire stop forward. 	<ol style="list-style-type: none"> 3. The cassette is removed from the side of the tool. 	<ol style="list-style-type: none"> 4. Align the hole of the new cassette with the pivot pin in the tool. 	<ol style="list-style-type: none"> 5. Push the new cassette fully into the tool.

Maintenance

It is recommended that each operator of the tool be made aware of, and responsible for, the following maintenance steps:

1. Remove dust, moisture, and other debris with a clean brush, or soft, lint free cloth.
2. Do not use any abrasive materials that could damage the tool.
3. Lubricate every 10, 000 cycles.
4. Make sure the blade is cleaned of debris.
5. When the tool is not in use, store it in a clean, dry area.



Warranty

This tool is for stripping and cutting electrical cable only. All tools are warranted to be free of manufacturing defects for a period of 30 days. Should such a defect occur, the tool will be exchanged free of charge. This exchange will not be applicable to altered, misused, or damaged tools. This tool is designed for hand use only. Any alteration to the tool voids this warranty.

ORDERING INFORMATION

Order No	Description	Notes
63817-0000	Complete Manual Wire Stripping Tool with Straight Blade	♦
63817-0070	Straight Blade Replacement Cassette 8-34 AWG	Used with PVC Insulation
63817-0071	"V" Blade Replacement Cassette 12-28 AWG	Used with PTFE Insulation
63817-0072	Straight Blade Replacement Cassette 5-10 AWG	Used with PVC Insulation
♦ This tool (63817-0000) comes complete with the straight blade. To use the "V" blade, order the complete tool with straight blade (63817-0000) plus the "V" blade (63817-0071) and replace the stripping cassette.		

Visit our Web site at <http://www.molex.com>