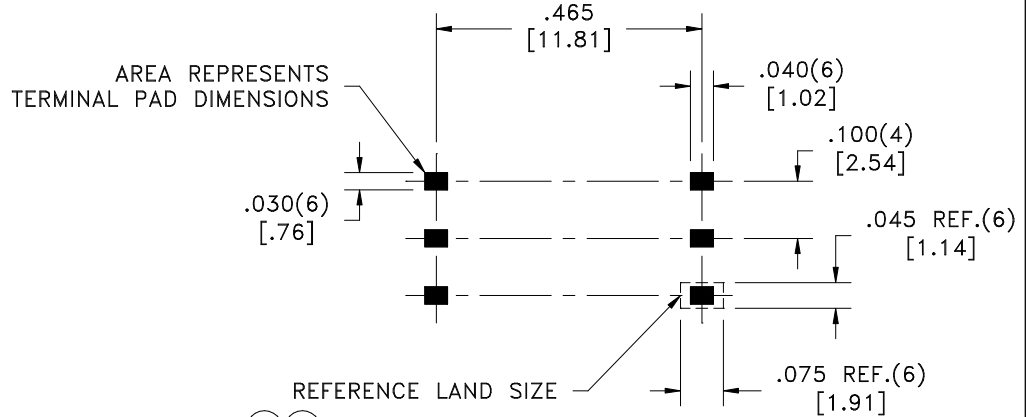
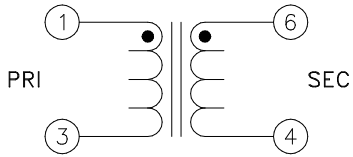
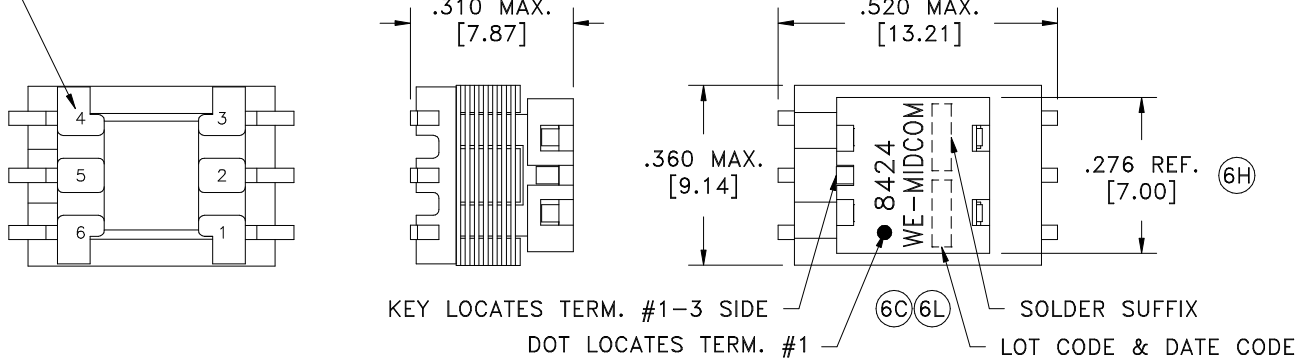


SOLDER SUFFIX	CUSTOMER TERMINAL	RoHS	LEAD(Pb)-FREE	(6L)
	Sn63%, Pb37%	No	No	
LF1	Sn96%, Ag4%	Yes	Yes	

TERM. NO.'s FOR REF. ONLY



(6K)(6H) CUSTOMER TO DETERMINE LAND LAYOUT

(6H) ELECTRICAL SPECIFICATIONS @ 25°C unless otherwise noted:

- IMPEDANCE: Designed to reflect 600 ohms on PRI with 316 ohm load (for best Return Loss).
- LONGITUDINAL BALANCE: 60dB min., 200 - 1000Hz; 40dB min., 1k - 4kHz, per FCC part 68.
- D.C. RESISTANCE (@20°C): PRI, 155 ohms ±15%. SEC, 150 ohms ±15%.
- FREQUENCY RESPONSE: ±0.5dB, 300Hz - 4kHz.
- INSERTION LOSS: 3.0dB ±0.25dB, 1000Hz.
- DIELECTRIC RATING: 1000VAC, 1 minute tested by applying 1250VAC for 1 second between PRI-SEC. Meets or exceeds requirements of: CAN/CSA-C22.2 No.225 (M90); DOC's CS-03 (Issue 7); UL's UL1459, 2nd Ed. (1992); and FCC's Part 68 (58 FR 44907, Aug. 25, 1993).
- D.C. IN PRIMARY: None.
- INDUCTANCE: 1.5H min., 1000Hz, 100mVAC, 1-3, Lp.
- URNS RATIO: (1-3):(6-4) = 1:1, ±1%.
- TOTAL HARMONIC DISTORTION: -82dB max., 600Hz, -10dBm.

- (6N) OPERATING TEMPERATURE RANGE: 0°C to +70°C.
- NOTE: Routing conductive traces under transformer is not recommended.
- Designed to be compatible with V.34 modulation schemes.
- Midcom p/n 671-8424R-LF1 is eiSos p/n: 7500718424.

(6D)	
AGENCY NUMBER	
UL (Via NRTL/C)	LR61218
CSA	LR61218

Unless otherwise specified: Tolerances: Angles: ±1° Fractions: ±1/64 Decimals: ±.005[.13]	DRAWING TITLE <h2 style="margin: 0;">TRANSFORMER</h2>		PART # <b>671-8424R/-LF1</b>
	eiSos p/n: 7500718424 (6M)	PART NO. (6L)(6H) REV. <h2 style="margin: 0;">671-8424R/-LF1</h2> 6P 9/11	
This drawing is dual dimensioned. Dimensions in brackets are in millimeters.	SEE REVISION SHEET FOR REVISION LEVEL	SPECIFICATION SHEET 1 OF 1	